



SOUTH EASTERN
CENTRE



Quaife Cannons Tin Tops & Quaife Modified Saloons Championship

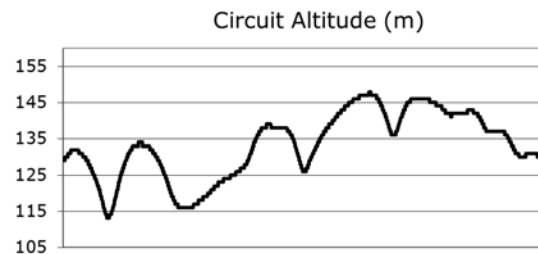
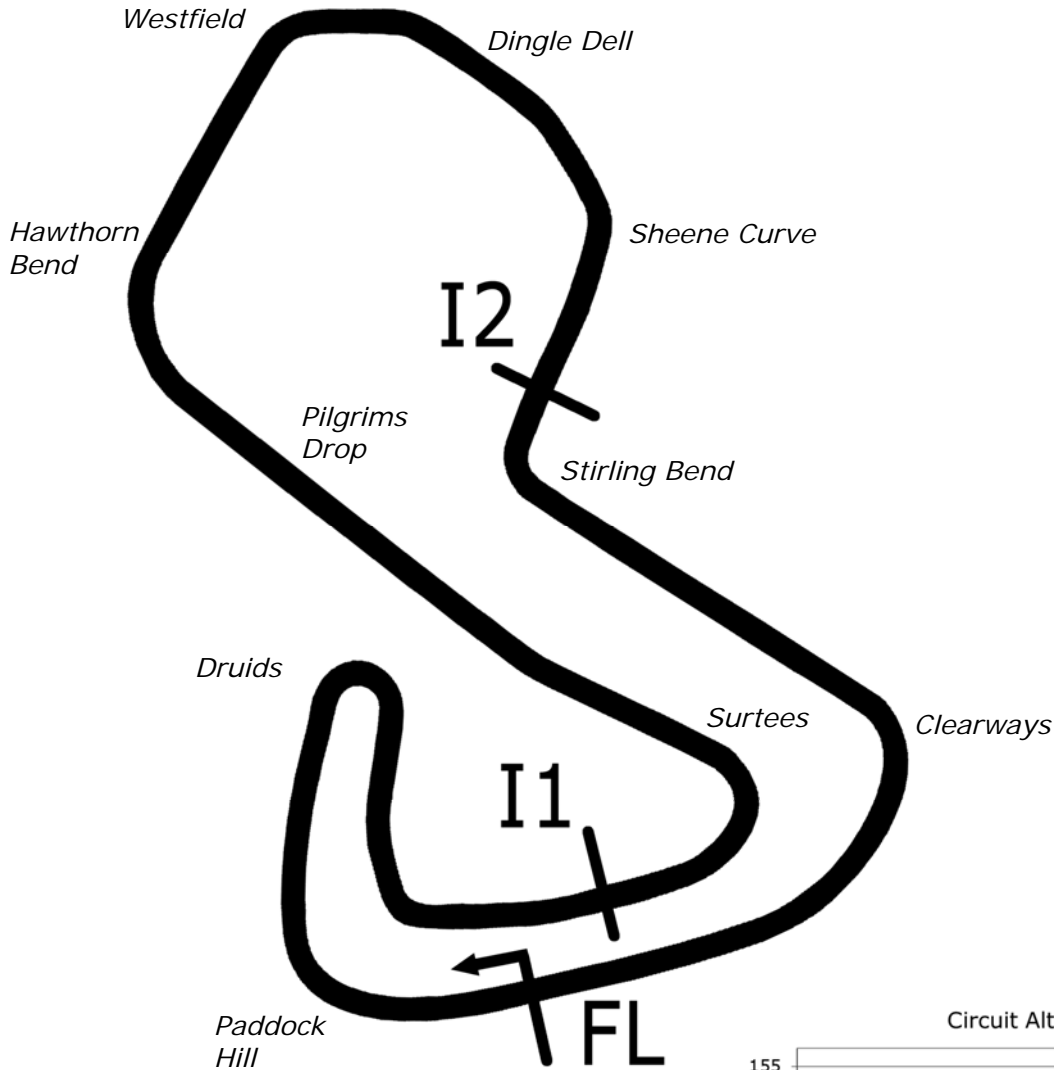
Brands Hatch GP Circuit

5th August 2018



Results Provided by Timing Solutions Ltd
www.tsl-timing.com

Brands Hatch GP



Length	2.4332 miles	3916.0 m	
FL		51.36032 N	0.26032 E
I1	1116m	51.35934 N	0.25955 E
I2	2928m	51.35532 N	0.26250 E
Pit Entry	3646m	51.35911 N	0.25743 E
Pit Exit	26m after FL	51.36027 N	0.26078 E
Pit Entry-Pit Exit 277m, 19.9s @50kph, 16.6s @60kph			

All results available at www.tsl-timing.com

Quaife Cannons Tin Tops & Modified Saloon Car Championship

QUALIFYING - CLASSIFICATION

POS	NO	CL	PIC NAME	ENTRY	TIME	ON	LAPS	GAP	DIFF	MPH
1	44	A	1 Rod BIRLEY	Ford Escort WRC 2000	1:39.180	3	5			88.32
2	17	B	1 Tony SKELTON	Renault Clio 1998	1:43.606	9	9	4.426	4.426	84.54
3	14	C	1 David COWAN	BMW M3 E46 3246	1:43.710	5	8	4.530	0.104	84.46
4	21	C	2 Adrian BRADLEY	BMW M3 3200	1:44.783	8	8	5.603	1.073	83.59
5	28	A	2 Malcolm WISE	Ford Escort Cosworth 2000	1:45.251	4	4	6.071	0.468	83.22
6	52	T2	1 Daniel FISHER	Honda Civic Type R 1998	1:46.010	7	9	6.830	0.759	82.63
7	74	D	1 Sean FAIRWEATHER	Ford Sierra RS Cosworth 1993	1:46.490	7	8	7.310	0.480	82.25
8	10	T2	2 Bradley LANE	Honda Civic Type R 1998	1:47.739	7	8	8.559	1.249	81.30
9	36*	A	3 Paul EVE	Ford Escort Cosworth WRC 1995	1:48.265	4	4	9.085	0.526	80.91
10	64	T3	1 Adrian MATTHEWS	Ford Puma 1596	1:48.680	7	8	9.500	0.415	80.60
11	5	T3	2 Kamran TUNIO	Honda Civic EK9 1595	1:48.880	7	8	9.700	0.200	80.45
12	79*	T3	3 Mikey DAY	Citroen Saxo 1600	1:49.746	6	8	10.566	0.866	79.81
13	78	T3	4 Steve EVERSON	Citroen Saxo VTR 1600	1:51.066	6	8	11.886	1.320	78.87
14	8	T2	3 Jamie PRIMETT	Honda Civic 1797	1:51.075	8	8	11.895	0.009	78.86
15	98	T1	1 Alfie BROOKER	BMW Mini Cooper S 1600	1:51.080	7	8	11.900	0.005	78.86
16	27*	T3	5 Dominic RYAN	Ford Puma 1600	1:51.254	8	8	12.074	0.174	78.73
17	7	T1	2 Danny BROOKER	Vauxhall Astra VXR 2000	1:51.288	2	4	12.108	0.034	78.71
18	66	TP	1 Terry WALLER	Ford Fiesta ST150 1999	1:51.555	8	8	12.375	0.267	78.52
19	115	T2	4 Vic HOPE	Honda Civic Type R 2000	1:51.657	4	6	12.477	0.102	78.45
20	76	T3	6 Marcus BICKNELL	Citroen Saxo 1600	1:51.809	6	8	12.629	0.152	78.34
21	77	T3	7 Chris BICKNELL	Citroen Saxo 1600	1:52.827	8	8	13.647	1.018	77.63
22	51	T3	8 Rikki TAYLOR	Ford Fiesta Zetec 1596	1:53.059	7	7	13.879	0.232	77.48
23	198	T1	3 David CHARLTON	Seat Leon 1984	1:53.077	3	6	13.897	0.018	77.46
24	252	T1	4 Kevin PALMER	BMW Mini Cooper S 1600	1:53.826	3	7	14.646	0.749	76.95
25	172	T3	9 Ben FORBES	Citroen Saxo 1600	1:55.697	5	8	16.517	1.871	75.71
26	199	T1	5 Robert HOSIER	Seat Leon 1987	1:56.531	2	2	17.351	0.834	75.17
27	49	T2	5 David HUTCHINS	Honda Civic Type R 1998	1:56.587	6	7	17.407	0.056	75.13
28	19*	TP	2 Gideon SEPTEMBER	Ford Puma	2:05.373	5	7	26.193	8.786	69.87
29	46	T2	6 Nicholas LUNN	Honda Integra DC2 Type R 1797	2:05.567	7	7	26.387	0.194	69.76
30	50	B	2 Alex SIDWELL	Holden Commodore 5000	2:07.456	2	2	28.276	1.889	68.72
31	68	TP	3 Harry NAERGER	Ford Fiesta	2:18.668	5	6	39.488	11.212	63.17
32	87	T2	7 Graham RICHARDSON	Honda Civic Type R EP3 1998	2:19.349	2	3	40.169	0.681	62.86

Car 19 – Please fit a working transponder MSA Q12.2.1

Car 79 - Intermittent transponder, please check fitting

Car 36 - Please reposition transponder, poor signal

No. 27 - 1 Lap time disallowed; exceeding track limits.

Weather / Track : Bright / Dry

These results are provisional until the conclusion of any judicial and technical matters.

Brands Hatch GP

Circuit Length = 2.4332 miles

Start: 10:19 Flag 10:34 End: 10:36

Clerk Of Course :	Timekeeper :
-------------------	--------------

Quaife Cannons Tin Tops & Modified Saloon Car Championship

QUALIFYING - BEST SECTORS

SECTOR 1			SECTOR 2			SECTOR 3			IDEAL / BEST COMPARISON						
POS	NO	NAME	TIME	NO	NAME	TIME	NO	NAME	TIME	POS	NO	NAME	IDEAL	BEST	DIFF
													PERFECT LAP	1:38.185	
1	44	BIRLEY	30.866	44	BIRLEY	43.711	44	BIRLEY	23.608	1	44	BIRLEY	1:38.185	1:39.180	0.995
2	17	SKELTON	31.974	14	COWAN	46.067	17	SKELTON	23.970	2	17	SKELTON	1:42.212	1:43.606	1.394
3	28	WISE	32.016	17	SKELTON	46.268	28	WISE	24.426	3	14	COWAN	1:43.288	1:43.710	0.422
4	14	COWAN	32.456	21	BRADLEY	46.738	14	COWAN	24.765	4	28	WISE	1:43.887	1:45.251	1.364
5	21	BRADLEY	32.496	52	FISHER	47.296	74	FAIRWEATHER	25.102	5	21	BRADLEY	1:44.451	1:44.783	0.332
6	52	FISHER	33.048	28	WISE	47.445	52	FISHER	25.204	6	52	FISHER	1:45.548	1:46.010	0.462
7	36	EVE	33.146	74	FAIRWEATHER	47.727	21	BRADLEY	25.217	7	74	FAIRWEATHER	1:46.238	1:46.490	0.252
8	74	FAIRWEATHER	33.409	10	LANE	48.164	36	EVE	25.258	8	10	LANE	1:47.444	1:47.739	0.295
9	10	LANE	33.506	5	TUNIO	48.594	10	LANE	25.774	9	36	EVE	1:47.800	1:48.265	0.465
10	64	MATTHEWS	33.577	64	MATTHEWS	48.719	64	MATTHEWS	25.919	10	64	MATTHEWS	1:48.215	1:48.680	0.465
11	5	TUNIO	33.730	36	EVE	49.396	5	TUNIO	26.123	11	5	TUNIO	1:48.447	1:48.880	0.433
12	115	HOPE	33.773	79	DAY	49.439	98	BROOKER	26.145	12	79	DAY	1:49.655	1:49.746	0.091
13	79	DAY	33.907	76	BICKNELL	49.560	27	RYAN	26.277	13	76	BICKNELL	1:50.809	1:51.809	1.000
14	98	BROOKER	34.118	78	EVERSON	49.600	79	DAY	26.309	14	98	BROOKER	1:50.928	1:51.080	0.152
15	8	PRIMETT	34.502	66	WALLER	49.786	7	BROOKER	26.324	15	78	EVERSON	1:51.014	1:51.066	0.052
16	51	TAYLOR	34.556	8	PRIMETT	50.044	252	PALMER	26.492	16	8	PRIMETT	1:51.075	1:51.075	0.000
17	77	BICKNELL	34.575	27	RYAN	50.108	8	PRIMETT	26.529	17	115	HOPE	1:51.141	1:51.657	0.516
18	76	BICKNELL	34.619	7	BROOKER	50.243	199	HOSIER	26.628	18	7	BROOKER	1:51.202	1:51.288	0.086
19	78	EVERSON	34.631	198	CHARLTON	50.384	76	BICKNELL	26.630	19	66	WALLER	1:51.228	1:51.555	0.327
20	7	BROOKER	34.635	115	HOPE	50.635	198	CHARLTON	26.672	20	27	RYAN	1:51.254	1:51.254	0.000
21	198	CHARLTON	34.697	98	BROOKER	50.665	66	WALLER	26.710	21	198	CHARLTON	1:51.753	1:53.077	1.324
22	66	WALLER	34.732	51	TAYLOR	50.785	115	HOPE	26.733	22	51	TAYLOR	1:52.302	1:53.059	0.757
23	27	RYAN	34.869	77	BICKNELL	51.139	77	BICKNELL	26.757	23	77	BICKNELL	1:52.471	1:52.827	0.356
24	50	SIDWELL	34.975	252	PALMER	51.460	78	EVERSON	26.783	24	252	PALMER	1:52.973	1:53.826	0.853
25	252	PALMER	35.021	172	FORBES	52.299	51	TAYLOR	26.961	25	199	HOSIER	1:54.534	1:56.531	1.997
26	199	HOSIER	35.239	50	SIDWELL	52.637	49	HUTCHINS	27.441	26	172	FORBES	1:55.535	1:55.697	0.162
27	172	FORBES	35.484	199	HOSIER	52.667	172	FORBES	27.752	27	49	HUTCHINS	1:56.587	1:56.587	0.000
28	49	HUTCHINS	35.697	49	HUTCHINS	53.449	46	LUNN	29.079	28	50	SIDWELL	1:57.586	2:07.456	9.870
29	19	SEPTEMBER	37.876	46	LUNN	56.560	19	SEPTEMBER	29.971	29	19	SEPTEMBER	2:04.561	2:05.373	0.812
30	46	LUNN	39.267	19	SEPTEMBER	56.714	50	SIDWELL	29.974	30	46	LUNN	2:04.906	2:05.567	0.661
31	87	RICHARDSON	42.210	87	RICHARDSON	58.710	68	NAERGER	32.133	31	87	RICHARDSON	2:14.314	2:19.349	5.035
32	68	NAERGER	42.461	68	NAERGER	1:03.695	87	RICHARDSON	33.394	32	68	NAERGER	2:18.289	2:18.668	0.379

Weather / Track : Bright / Dry

Results can be found at www.tsl-timing.com

Brands Hatch GP

Circuit Length = 2.4332 miles

Start: 10:19 Flag 10:34 End: 10:36

Printed - 10:56 Sunday, 05 August 2018

Quaife Cannons Tin Tops & Modified Saloon Car Championship

QUALIFYING - BEST SPEEDS

POS	INTERMEDIATE 1			INTERMEDIATE 2			FINISH LINE		
	NO	NAME	MPH	NO	NAME	MPH	NO	NAME	MPH
1	28	WISE	102.7	21	BRADLEY	89.2	44	BIRLEY	134.4
2	17	SKELTON	99.7	17	SKELTON	87.3	28	WISE	130.3
3	44	BIRLEY	98.9	28	WISE	86.7	17	SKELTON	127.8
4	14	COWAN	96.6	78	EVERSON	84.9	36	EVE	122.0
5	21	BRADLEY	95.5	44	BIRLEY	84.5	74	FAIRWEATHER	121.7
6	74	FAIRWEATHER	95.4	74	FAIRWEATHER	83.9	14	COWAN	118.3
7	52	FISHER	93.8	14	COWAN	83.8	7	BROOKER	117.7
8	36	EVE	93.8	5	TUNIO	83.8	21	BRADLEY	116.9
9	64	MATTHEWS	92.0	10	LANE	83.6	52	FISHER	116.9
10	10	LANE	91.6	79	DAY	81.8	115	HOPE	113.3
11	7	BROOKER	91.0	51	TAYLOR	81.6	64	MATTHEWS	111.1
12	115	HOPE	90.1	66	WALLER	81.5	199	HOSIER	110.7
13	198	CHARLTON	90.1	52	FISHER	80.5	49	HUTCHINS	110.5
14	252	PALMER	88.7	77	BICKNELL	79.8	10	LANE	110.1
15	5	TUNIO	88.5	98	BROOKER	79.7	8	PRIMETT	109.4
16	98	BROOKER	88.0	36	EVE	79.4	252	PALMER	109.4
17	27	RYAN	88.0	7	BROOKER	78.3	27	RYAN	108.2
18	76	BICKNELL	87.3	252	PALMER	78.3	198	CHARLTON	108.2
19	8	PRIMETT	87.2	8	PRIMETT	77.8	5	TUNIO	107.8
20	79	DAY	85.0	27	RYAN	77.4	98	BROOKER	107.8
21	199	HOSIER	84.9	76	BICKNELL	77.3	76	BICKNELL	106.6
22	78	EVERSON	84.5	172	FORBES	77.2	78	EVERSON	103.8
23	49	HUTCHINS	84.2	199	HOSIER	75.0	50	SIDWELL	103.4
24	77	BICKNELL	83.8	198	CHARLTON	74.8	79	DAY	103.0
25	66	WALLER	83.4	64	MATTHEWS	74.6	66	WALLER	103.0
26	50	SIDWELL	82.2	49	HUTCHINS	73.9	77	BICKNELL	102.4
27	51	TAYLOR	82.0	115	HOPE	73.1	46	LUNN	98.6
28	172	FORBES	80.9	50	SIDWELL	73.1	172	FORBES	98.2
29	46	LUNN	78.6	19	SEPTEMBER	71.2	51	TAYLOR	97.1
30	19	SEPTEMBER	75.3	46	LUNN	67.9	68	NAERGER	92.8
31	68	NAERGER	71.3	87	RICHARDSON	61.6	87	RICHARDSON	85.3
32	87	RICHARDSON	66.2	68	NAERGER	59.9			

Weather / Track : Bright / Dry

Results can be found at www.tsl-timing.com

Brands Hatch GP

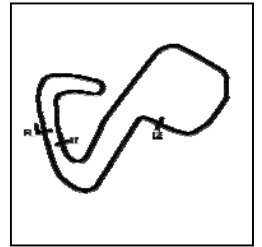
Circuit Length = 2.4332 miles

Start: 10:19 Flag 10:34 End: 10:36

Printed - 10:57 Sunday, 05 August 2018

Quaife Cannons Tin Tops & Modified Saloon Car Championship

QUALIFYING - SECTOR ANALYSIS



SECTOR 1 = FL to I1, SECTOR 2 = I1 to I2, SECTOR 3 = I2 to FL, DIFF = Difference To Personal Best Lap, P = Crossed Finish Line in Pit Lane, D = Time Disallowed

P1 44 A		Rod BIRLEY					Ford Escort WRC 2000			
IDEAL LAP TIME : 1:38.185		BEST LAP TIME : 1:39.180			DIFFERENCE : 0.995					
LAP	SECTOR 1	SECTOR 2		SECTOR 3		LAP TIME	MPH	DIFF	TIME OF DAY	
1 -	OUTLAP	80.2	49.087	76.0	25.426	129.8	1:54.317	76.62	15.137	10:22:01.807
2 -	32.117	93.0	46.814	80.2	23.622	134.4	1:42.553	85.41	3.373	10:23:44.360
3 -	30.866	97.2	44.302	84.5	24.012	133.1	1:39.180 (1)	88.32		10:25:23.540
4 -	31.761	97.8	43.711	77.7	23.881	132.6	1:39.353 (2)	88.16	0.173	10:27:02.893
5 -	31.059	98.9	44.738	78.9	23.608	133.9	1:39.405 (3)	88.12	0.225	10:28:42.298

P2 17 B		Tony SKELTON					Renault Clio 1998			
IDEAL LAP TIME : 1:42.212		BEST LAP TIME : 1:43.606			DIFFERENCE : 1.394					
LAP	SECTOR 1	SECTOR 2		SECTOR 3		LAP TIME	MPH	DIFF	TIME OF DAY	
1 -	OUTLAP	96.6	48.777	82.2	25.553	127.8	1:52.092	78.14	8.486	10:21:53.996
2 -	32.794	95.4	47.356	86.5	24.489	126.3	1:44.639 (3)	83.71	1.033	10:23:38.635
3 -	32.538	97.5	47.853	87.3	25.421	124.5	1:45.812	82.78	2.206	10:25:24.447
4 -	32.550	99.7	47.554	78.8	25.476	123.5	1:45.580	82.96	1.974	10:27:10.027
5 -	32.191	91.6	49.673	83.7	24.255	124.9	1:46.119	82.54	2.513	10:28:56.146
6 -	32.495	89.7	47.916	83.4	23.970	125.6	1:44.381 (2)	83.92	0.775	10:30:40.527
7 -	34.298	85.4	49.681	83.1	24.350	125.6	1:48.329	80.86	4.723	10:32:28.856
8 -	31.974	95.3	47.398	83.5	26.451	124.0	1:45.823	82.77	2.217	10:34:14.679
9 -	32.514	96.6	46.268	81.8	24.824	122.9	1:43.606 (1)	84.54		10:35:58.285

P3 14 C		David COWAN					BMW M3 E46 3246			
IDEAL LAP TIME : 1:43.288		BEST LAP TIME : 1:43.710			DIFFERENCE : 0.422					
LAP	SECTOR 1	SECTOR 2		SECTOR 3		LAP TIME	MPH	DIFF	TIME OF DAY	
1 -	OUTLAP	86.0	50.778	73.1	27.166	115.1	2:01.360	72.18	17.650	10:22:16.639
2 -	34.833	94.6	47.182	82.7	25.727	117.7	1:47.742	81.30	4.032	10:24:04.381
3 -	34.072	93.7	48.040	81.8	25.177	117.9	1:47.289	81.64	3.579	10:25:51.670
4 -	32.737	96.6	51.117	40.7	29.019	117.3	1:52.873	77.60	9.163	10:27:44.543
5 -	32.878	93.8	46.067	83.8	24.765	117.7	1:43.710 (1)	84.46		10:29:28.253
6 -	32.456	95.4	1:03.401	37.5	28.808	114.9	2:04.665	70.26	20.955	10:31:32.918
7 -	33.441	93.9	47.498	80.6	25.158	118.3	1:46.097 (2)	82.56	2.387	10:33:19.015
8 -	33.240	94.1	47.873	75.7	25.833	117.3	1:46.946 (3)	81.90	3.236	10:35:05.961

P4 21 C		Adrian BRADLEY					BMW M3 3200			
IDEAL LAP TIME : 1:44.451		BEST LAP TIME : 1:44.783			DIFFERENCE : 0.332					
LAP	SECTOR 1	SECTOR 2		SECTOR 3		LAP TIME	MPH	DIFF	TIME OF DAY	
1 -	OUTLAP	75.4	59.469	78.9	26.709	116.9	2:06.853	69.05	22.070	10:22:43.252
2 -	33.737	93.4	48.679	85.8	26.996	109.6	1:49.412	80.06	4.629	10:24:32.664
3 -	32.979	95.3	48.176	88.8	25.463	116.3	1:46.618	82.16	1.835	10:26:19.282
4 -	32.716	94.2	49.075	79.6	26.664	116.3	1:48.455	80.76	3.672	10:28:07.737
5 -	33.090	72.8	47.840	88.0	25.217	116.5	1:46.147 (3)	82.52	1.364	10:29:53.884
6 -	32.666	94.9	48.417	86.7	25.820	115.3	1:46.903	81.94	2.120	10:31:40.787
7 -	32.833	93.9	46.912	87.3	25.486	116.5	1:45.231 (2)	83.24	0.448	10:33:26.018
8 -	32.496	95.5	46.738	89.2	25.549	108.5	1:44.783 (1)	83.59		10:35:10.801

P5 28 A		Malcolm WISE					Ford Escort Cosworth 2000			
IDEAL LAP TIME : 1:43.887		BEST LAP TIME : 1:45.251			DIFFERENCE : 1.364					
LAP	SECTOR 1	SECTOR 2		SECTOR 3		LAP TIME	MPH	DIFF	TIME OF DAY	
1 -	OUTLAP	85.1	54.421	78.1	28.189	119.1	2:04.703	70.24	19.452	10:22:17.257
2 -	35.018	92.0	47.445	81.9	25.290	129.3	1:47.753 (3)	81.29	2.502	10:24:05.010
3 -	32.688	96.4	47.838	86.7	25.214	126.6	1:45.740 (2)	82.84	0.489	10:25:50.750
4 -	32.016	102.7	48.809	71.0	24.426	130.3	1:45.251 (1)	83.22		10:27:36.001

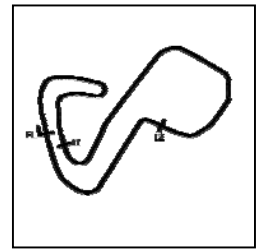
P6 52 T2		Daniel FISHER					Honda Civic Type R 1998			
IDEAL LAP TIME : 1:45.548		BEST LAP TIME : 1:46.010			DIFFERENCE : 0.462					
LAP	SECTOR 1	SECTOR 2		SECTOR 3		LAP TIME	MPH	DIFF	TIME OF DAY	
1 -	OUTLAP	88.4	49.790	76.8	25.892	115.3	1:53.662	77.06	7.652	10:21:50.865

Weather / Track : Bright / Dry

Brands Hatch GP
Circuit Length = 2.4332 miles
Start: 10:19 Flag 10:34 End: 10:36

Quaife Cannons Tin Tops & Modified Saloon Car Championship

QUALIFYING - SECTOR ANALYSIS



SECTOR 1 = FL to I1, SECTOR 2 = I1 to I2, SECTOR 3 = I2 to FL, DIFF = Difference To Personal Best Lap, P = Crossed Finish Line in Pit Lane, D = Time Disallowed

2 -	33.048	92.8	47.511	77.9	25.495	116.1	1:46.054 (2)	82.59	0.044	10:23:36.919
3 -	33.268	93.5	47.439	79.1	25.505	115.9	1:46.212	82.47	0.202	10:25:23.131
4 -	35.800	89.5	47.977	73.6	25.373	115.9	1:49.150	80.25	3.140	10:27:12.281
5 -	33.499	93.8	49.012	78.9	25.362	116.1	1:47.873	81.20	1.863	10:29:00.154
6 -	33.315	89.7	47.655	79.1	25.204	116.9	1:46.174 (3)	82.50	0.164	10:30:46.328
7 -	33.484	91.8	47.296	80.5	25.230	116.3	1:46.010 (1)	82.63		10:32:32.338
8 -	33.185	89.5	47.760	78.1	25.436	116.1	1:46.381	82.34	0.371	10:34:18.719
9 -	34.008	93.7	47.886	73.8	25.808	114.7	1:47.702	81.33	1.692	10:36:06.421

P7 74 D		Sean FAIRWEATHER				Ford Sierra RS Cosworth 1993				
IDEAL LAP TIME : 1:46.238		BEST LAP TIME : 1:46.490				DIFFERENCE : 0.252				
LAP	SECTOR 1	SECTOR 2		SECTOR 3		LAP TIME	MPH	DIFF	TIME OF DAY	
1 -	OUTLAP	91.1	1:04.179	69.6	28.223	115.5	2:13.571	65.58	27.081	10:22:32.344
2 -	37.623	75.1	51.992	70.4	26.571	119.1	1:56.186	75.39	9.696	10:24:28.530
3 -	34.091	90.6	49.394	81.7	25.587	120.9	1:49.072	80.31	2.582	10:26:17.602
4 -	33.409	95.4	49.270	65.5	26.562	120.9	1:49.241	80.18	2.751	10:28:06.843
5 -	34.492	70.6	50.247	79.7	25.370	121.3	1:50.109	79.55	3.619	10:29:56.952
6 -	33.595	94.7	49.575	75.5	25.601	121.3	1:48.771 (3)	80.53	2.281	10:31:45.723
7 -	33.476	90.8	47.912	83.9	25.102	115.1	1:46.490 (1)	82.25		10:33:32.213
8 -	33.786	94.1	47.727	81.9	25.311	121.7	1:46.824 (2)	82.00	0.334	10:35:19.037

P8 10 T2		Bradley LANE				Honda Civic Type R 1998				
IDEAL LAP TIME : 1:47.444		BEST LAP TIME : 1:47.739				DIFFERENCE : 0.295				
LAP	SECTOR 1	SECTOR 2		SECTOR 3		LAP TIME	MPH	DIFF	TIME OF DAY	
1 -	OUTLAP	76.9	54.620	69.5	26.565	110.1	2:03.972	70.65	16.233	10:23:06.435
2 -	35.669	85.2	50.258	75.7	26.698	110.0	1:52.625	77.77	4.886	10:24:59.060
3 -	33.551	91.3	49.643	81.2	26.272	108.7	1:49.466	80.02	1.727	10:26:48.526
4 -	33.546	91.4	50.234	72.4	26.034	108.9	1:49.814	79.76	2.075	10:28:38.340
5 -	33.841	85.3	48.164	83.0	26.792	108.0	1:48.797 (3)	80.51	1.058	10:30:27.137
6 -	33.675	91.6	48.451	83.6	26.081	109.4	1:48.207 (2)	80.95	0.468	10:32:15.344
7 -	33.506	90.6	48.459	82.0	25.774	109.6	1:47.739 (1)	81.30		10:34:03.083
8 -	38.161	76.9	54.090	73.2	29.159	91.1	2:01.410	72.15	13.671	10:36:04.493

P9 36 A		Paul EVE				Ford Escort Cosworth WRC 1995				
IDEAL LAP TIME : 1:47.800		BEST LAP TIME : 1:48.265				DIFFERENCE : 0.465				
LAP	SECTOR 1	SECTOR 2		SECTOR 3		LAP TIME	MPH	DIFF	TIME OF DAY	
1 -	OUTLAP	81.0	56.722	71.0	27.372	116.9	2:05.990	69.52	17.725	10:22:48.968
2 -	35.599	90.1	50.166	72.4	25.337	120.4	1:51.102 (3)	78.84	2.837	10:24:40.070
3 -	34.641	84.8	49.396	79.4	25.258		1:49.295 (2)	80.14	1.030	10:26:29.365
4 -	33.303	91.6	49.637	74.1	25.325	122.0	1:48.265 (1)	80.91		10:28:17.630

P10 64 T3		Adrian MATTHEWS				Ford Puma 1596				
IDEAL LAP TIME : 1:48.215		BEST LAP TIME : 1:48.680				DIFFERENCE : 0.465				
LAP	SECTOR 1	SECTOR 2		SECTOR 3		LAP TIME	MPH	DIFF	TIME OF DAY	
1 -	OUTLAP	84.2	52.794	67.7	27.766	108.2	2:02.378	71.58	13.698	10:22:05.610
2 -	35.505	91.1	49.686	71.0	26.302	110.9	1:51.493	78.56	2.813	10:23:57.103
3 -	33.577	90.4	49.099	70.4	26.269	110.5	1:48.945 (3)	80.40	0.265	10:25:46.048
4 -	33.805	92.0	54.437	35.9	43.162	93.5	2:11.404	66.66	22.724	10:27:57.452
5 -	37.118	77.4	49.698	71.3	26.432	109.8	1:53.248	77.35	4.568	10:29:50.700
6 -	33.763	90.8	51.337	74.6	25.919	111.1	1:51.019	78.90	2.339	10:31:41.719
7 -	33.636	91.8	48.811	73.9	26.233	110.0	1:48.680 (1)	80.60		10:33:30.399
8 -	33.914	90.3	48.719	74.1	26.129	109.2	1:48.762 (2)	80.54	0.082	10:35:19.161

P11 5 T3		Kamran TUNIO				Honda Civic EK9 1595				
IDEAL LAP TIME : 1:48.447		BEST LAP TIME : 1:48.880				DIFFERENCE : 0.433				
LAP	SECTOR 1	SECTOR 2		SECTOR 3		LAP TIME	MPH	DIFF	TIME OF DAY	
1 -	OUTLAP	81.6	52.417	68.5	29.835	104.5	2:01.723	71.96	12.843	10:22:54.385
2 -	35.075	87.3	49.992	78.9	26.590	106.5	1:51.657	78.45	2.777	10:24:46.042
3 -	34.393	87.1	50.299	71.0	27.057	107.8	1:51.749	78.38	2.869	10:26:37.791

Weather / Track : Bright / Dry

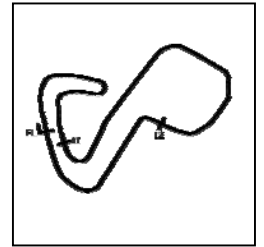
Brands Hatch GP

Circuit Length = 2.4332 miles

Start: 10:19 Flag 10:34 End: 10:36

Quaife Cannons Tin Tops & Modified Saloon Car Championship

QUALIFYING - SECTOR ANALYSIS



SECTOR 1 = FL to I1, SECTOR 2 = I1 to I2, SECTOR 3 = I2 to FL, DIFF = Difference To Personal Best Lap, P = Crossed Finish Line in Pit Lane, D = Time Disallowed

4 -	33.730	88.4	51.622	76.3	26.574	107.0	1:51.926	78.26	3.046	10:28:29.717
5 -	33.830	87.0	49.982	82.3	26.125	105.6	1:49.937 (3)	79.68	1.057	10:30:19.654
6 -	33.794	87.7	49.071	78.6	26.895	104.0	1:49.760 (2)	79.80	0.880	10:32:09.414
7 -	34.107	88.5	48.650	83.8	26.123	105.8	1:48.880 (1)	80.45		10:33:58.294
8 -	33.986	88.1	48.594	75.1	27.458	105.0	1:50.038	79.60	1.158	10:35:48.332

P12	79	T3	Mikey DAY				Citroen Saxo 1600				
IDEAL LAP TIME : 1:49.655			BEST LAP TIME : 1:49.746				DIFFERENCE : 0.091				
LAP	SECTOR 1	SECTOR 2	SECTOR 3	LAP TIME	MPH	DIFF	TIME OF DAY				
1 -	OUTLAP	82.8	53.083	79.7	26.907	103.0	1:59.310	73.42	9.564	10:22:42.088	
2 -	34.181	84.9					1:53.876	76.92	4.130	10:24:35.964	
3 -	34.227	85.0					1:50.709	79.12	0.963	10:26:26.673	
4 -			72.6		26.878	102.9	1:53.055	77.48	3.309	10:28:19.728	
5 -							1:50.364	79.37	0.618	10:30:10.092	
6 -	33.907	85.0	49.439	81.8	26.400	103.0	1:49.746 (1)	79.81		10:31:59.838	
7 -	34.021	84.5	49.491	81.6	26.309	102.7	1:49.821 (2)	79.76	0.075	10:33:49.659	
8 -	34.019	85.0					1:49.864 (3)	79.73	0.118	10:35:39.523	

P13	78	T3	Steve EVERSON				Citroen Saxo VTR 1600				
IDEAL LAP TIME : 1:51.014			BEST LAP TIME : 1:51.066				DIFFERENCE : 0.052				
LAP	SECTOR 1	SECTOR 2	SECTOR 3	LAP TIME	MPH	DIFF	TIME OF DAY				
1 -	OUTLAP	80.9	52.906	72.1	27.974	103.5	2:02.927	71.26	11.861	10:22:57.782	
2 -	36.204	83.2	51.034	80.7	27.159	103.0	1:54.397	76.57	3.331	10:24:52.179	
3 -	35.889	81.2	50.377	81.2	26.933	102.4	1:53.199	77.38	2.133	10:26:45.378	
4 -	34.899	83.3	51.620	74.5	27.033	103.2	1:53.552	77.14	2.486	10:28:38.930	
5 -	34.797	78.8	50.582	81.1	27.766	101.0	1:53.145	77.42	2.079	10:30:32.075	
6 -	34.646	84.5	49.637	83.0	26.783	103.7	1:51.066 (1)	78.87		10:32:23.141	
7 -	34.705	84.0	49.600	84.9	28.399	101.9	1:52.704 (3)	77.72	1.638	10:34:15.845	
8 -	34.631	83.8	49.603	81.9	27.196	103.8	1:51.430 (2)	78.61	0.364	10:36:07.275	

P14	8	T2	Jamie PRIMETT				Honda Civic 1797				
IDEAL LAP TIME : 1:51.075			BEST LAP TIME : 1:51.075				DIFFERENCE : 0.000				
LAP	SECTOR 1	SECTOR 2	SECTOR 3	LAP TIME	MPH	DIFF	TIME OF DAY				
1 -	OUTLAP	79.2	55.767	63.3	28.446	107.0	2:05.912	69.57	14.837	10:23:01.957	
2 -	37.177	82.1	53.268	62.9	28.315	107.2	1:58.760	73.76	7.685	10:25:00.717	
3 -	36.971	82.9	51.565	74.3	27.200	106.6	1:55.736	75.68	4.661	10:26:56.453	
4 -	34.695	85.7	52.268	71.1	27.525	105.6	1:54.488 (3)	76.51	3.413	10:28:50.941	
5 -	34.908	83.2	52.743	76.4	27.143	106.0	1:54.794	76.30	3.719	10:30:45.735	
6 -	35.567	85.1	51.870	73.5	27.354	107.7	1:54.791	76.31	3.716	10:32:40.526	
7 -	34.978	80.6	50.794	77.8	26.770	107.7	1:52.542 (2)	77.83	1.467	10:34:33.068	
8 -	34.502	87.2	50.044	76.6	26.529	109.4	1:51.075 (1)	78.86		10:36:24.143	

P15	98	T1	Alfie BROOKER				BMW Mini Cooper S 1600				
IDEAL LAP TIME : 1:50.928			BEST LAP TIME : 1:51.080				DIFFERENCE : 0.152				
LAP	SECTOR 1	SECTOR 2	SECTOR 3	LAP TIME	MPH	DIFF	TIME OF DAY				
1 -	OUTLAP	69.1	53.966	71.6	27.673	107.8	2:01.812	71.91	10.732	10:23:08.873	
2 -	34.883	77.8	50.761	75.9	26.398	107.8	1:52.042	78.18	0.962	10:25:00.915	
3 -	34.919	87.3	50.836	72.0	26.467	106.3	1:52.222	78.05	1.142	10:26:53.137	
4 -	34.199	85.5	51.069	74.4	27.471	106.0	1:52.739	77.70	1.659	10:28:45.876	
5 -	34.258	87.3	51.025	75.8	26.391	107.0	1:51.674 (3)	78.44	0.594	10:30:37.550	
6 -	34.643	88.0	51.561	76.1	26.632	106.6	1:52.836	77.63	1.756	10:32:30.386	
7 -	34.118	85.2	50.742	76.6	26.220	107.2	1:51.080 (1)	78.86		10:34:21.466	
8 -	34.436	87.3	50.665	79.7	26.145	106.6	1:51.246 (2)	78.74	0.166	10:36:12.712	

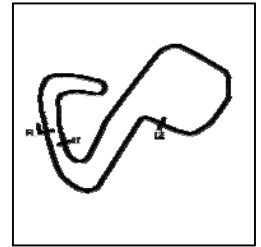
P16	27	T3	Dominic RYAN				Ford Puma 1600				
IDEAL LAP TIME : 1:51.254			BEST LAP TIME : 1:51.254				DIFFERENCE : 0.000				
LAP	SECTOR 1	SECTOR 2	SECTOR 3	LAP TIME	MPH	DIFF	TIME OF DAY				
1 -	OUTLAP	73.4	57.876	64.7	29.646	105.1	2:13.842	65.44	22.588	10:22:31.283	
2 -	38.298	72.3	53.446	68.7	27.601	107.3	1:59.345	73.39	8.091	10:24:30.628	

Weather / Track : Bright / Dry

Brands Hatch GP
Circuit Length = 2.4332 miles
Start: 10:19 Flag 10:34 End: 10:36

Quaife Cannons Tin Tops & Modified Saloon Car Championship

QUALIFYING - SECTOR ANALYSIS



SECTOR 1 = FL to I1, SECTOR 2 = I1 to I2, SECTOR 3 = I2 to FL, DIFF = Difference To Personal Best Lap, P = Crossed Finish Line in Pit Lane, D = Time Disallowed

3 -	36.586	86.1	51.292	71.6	27.394	107.3	1:55.272	75.99	4.018	10:26:25.900
4 -	35.928	86.0	51.778	68.8	27.023	108.0	1:54.729 (3)	76.35	3.475	10:28:20.629
5 -	35.494	76.8	54.013	76.6	26.554	107.7	1:56.061	75.47	4.807	10:30:16.690
6 -	35.060	87.1	50.479	77.0	27.466	101.3	1:53.005 D	77.51	1.751	10:32:09.695
7 -	35.738	88.0	50.463	77.0	26.662	107.3	1:52.863 (2)	77.61	1.609	10:34:02.558
8 -	34.869	85.3	50.108	77.4	26.277	108.2	1:51.254 (1)	78.73		10:35:53.812

P17	7 T1	Danny BROOKER				Vauxhall Astra VXR 2000								
IDEAL LAP TIME : 1:51.202		BEST LAP TIME : 1:51.288				DIFFERENCE : 0.086								
LAP	SECTOR 1	SECTOR 2	SECTOR 3	LAP TIME	MPH	DIFF	TIME OF DAY							
1 -	OUTLAP	74.0	53.800	72.5	27.385	117.7	2:01.982	71.81	10.694	10:22:11.446				
2 -	34.721	89.2	50.243	77.3	26.324	114.5	1:51.288 (1)	78.71		10:24:02.734				
3 -	34.635	91.0	50.997	78.3	26.414	116.7	1:52.046 (2)	78.18	0.758	10:25:54.780				
4 -	35.439	86.5	51.406	73.5	30.137	114.1	1:56.982 (3)	74.88	5.694	10:27:51.762				

P18	66 TP	Terry WALLER				Ford Fiesta ST150 1999								
IDEAL LAP TIME : 1:51.228		BEST LAP TIME : 1:51.555				DIFFERENCE : 0.327								
LAP	SECTOR 1	SECTOR 2	SECTOR 3	LAP TIME	MPH	DIFF	TIME OF DAY							
1 -	OUTLAP	76.5	52.608	76.4	27.536	102.2	2:01.965	71.82	10.410	10:22:08.423				
2 -	35.161	83.4	50.101	80.5	26.710	102.4	1:51.972 (2)	78.23	0.417	10:24:00.395				
3 -	34.732	82.2	52.287	78.3	26.847	103.0	1:53.866	76.93	2.311	10:25:54.261				
4 -	37.481	82.3	51.191	68.4	29.753	98.6	1:58.425	73.96	6.870	10:27:52.686				
5 -	35.373	81.9	51.393	74.8	28.258	99.7	1:55.024	76.15	3.469	10:29:47.710				
6 -	35.073	81.7	51.165	81.4	26.902	101.3	1:53.140	77.42	1.585	10:31:40.850				
7 -	35.605	82.7	50.004	81.5	27.062	102.2	1:52.671 (3)	77.74	1.116	10:33:33.521				
8 -	34.825	82.3	49.786	81.0	26.944	101.2	1:51.555 (1)	78.52		10:35:25.076				

P19	115 T2	Vic HOPE				Honda Civic Type R 2000								
IDEAL LAP TIME : 1:51.141		BEST LAP TIME : 1:51.657				DIFFERENCE : 0.516								
LAP	SECTOR 1	SECTOR 2	SECTOR 3	LAP TIME	MPH	DIFF	TIME OF DAY							
1 -	OUTLAP	80.4	55.970	63.2	28.482	110.0	2:06.142	69.44	14.485	10:22:50.815				
2 -	35.389	84.6	51.935	73.1	27.208	111.2	1:54.532 (3)	76.48	2.875	10:24:45.347				
3 -	34.496	89.1	50.635	70.5	26.733	113.3	1:51.864 (2)	78.30	0.207	10:26:37.211				
4 -	33.773	90.1	51.021	71.0	26.863	111.4	1:51.657 (1)	78.45		10:28:28.868				
5 -	36.353	84.7	51.695	72.8	27.481	107.3	1:55.529	75.82	3.872	10:30:24.397				
6 -	37.295	89.1	51.774	65.1	28.675	95.4	1:57.744	74.39	6.087	10:32:22.141				

P20	76 T3	Marcus BICKNELL				Citroen Saxo 1600								
IDEAL LAP TIME : 1:50.809		BEST LAP TIME : 1:51.809				DIFFERENCE : 1.000								
LAP	SECTOR 1	SECTOR 2	SECTOR 3	LAP TIME	MPH	DIFF	TIME OF DAY							
1 -	OUTLAP	77.6	56.561	68.5	28.899	106.6	2:09.030	67.88	17.221	10:22:31.956				
2 -	36.938	72.9	52.240	76.6	27.557	105.0	1:56.735	75.04	4.926	10:24:28.691				
3 -	35.704	86.0	51.871	76.2	27.300	105.6	1:54.875	76.25	3.066	10:26:23.566				
4 -	35.423	84.4	52.859	67.5	27.491	105.6	1:55.773	75.66	3.964	10:28:19.339				
5 -	35.769	84.6	50.029	73.0	26.791	106.1	1:52.589	77.80	0.780	10:30:11.928				
6 -	34.619	87.1	50.560	72.0	26.630	106.1	1:51.809 (1)	78.34		10:32:03.737				
7 -	35.441	87.3	49.736	73.7	26.971	103.8	1:52.148 (2)	78.10	0.339	10:33:55.885				
8 -	35.186	86.9	49.560	77.3	27.726	102.9	1:52.472 (3)	77.88	0.663	10:35:48.357				

P21	77 T3	Chris BICKNELL				Citroen Saxo 1600								
IDEAL LAP TIME : 1:52.471		BEST LAP TIME : 1:52.827				DIFFERENCE : 0.356								
LAP	SECTOR 1	SECTOR 2	SECTOR 3	LAP TIME	MPH	DIFF	TIME OF DAY							
1 -	OUTLAP	70.1	57.974	66.9	30.073	99.2	2:11.132	66.80	18.305	10:22:32.359				
2 -	38.372	74.0	53.291	70.1	28.728	98.8	2:00.391	72.76	7.564	10:24:32.750				
3 -	35.297	82.4	53.467	75.5	26.974	102.4	1:55.738	75.68	2.911	10:26:28.488				
4 -	36.307	78.0	55.642	67.1	27.596	101.9	1:59.545	73.27	6.718	10:28:28.033				
5 -	34.870	83.1	53.363	75.8	27.075	101.5	1:55.308	75.96	2.481	10:30:23.341				
6 -	34.722	83.2	51.226	72.4	27.688	101.6	1:53.636 (2)	77.08	0.809	10:32:16.977				
7 -	34.795	83.5	52.411	79.8	26.757	101.9	1:53.963 (3)	76.86	1.136	10:34:10.940				

Weather / Track : Bright / Dry

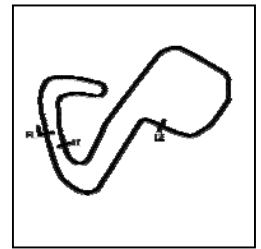
Brands Hatch GP

Circuit Length = 2.4332 miles

Start: 10:19 Flag 10:34 End: 10:36

Quaife Cannons Tin Tops & Modified Saloon Car Championship

QUALIFYING - SECTOR ANALYSIS



SECTOR 1 = FL to I1, SECTOR 2 = I1 to I2, SECTOR 3 = I2 to FL, DIFF = Difference To Personal Best Lap, P = Crossed Finish Line in Pit Lane, D = Time Disallowed

8 - 34.575 83.8 51.139 78.3 27.113 101.0 1:52.827 (1) 77.63 10:36:03.767

P22 51 T3		Rikki TAYLOR					Ford Fiesta Zetec 1596				
IDEAL LAP TIME : 1:52.302		BEST LAP TIME : 1:53.059					DIFFERENCE : 0.757				
LAP	SECTOR 1	SECTOR 2		SECTOR 3		LAP TIME	MPH	DIFF	TIME OF DAY		
1 -	OUTLAP	74.5	55.207	75.4	28.993	94.1	2:03.697	70.81	10.638	10:22:55.527	
2 -	36.078	77.9	51.830	80.6	27.825	94.7	1:55.733 (3)	75.69	2.674	10:24:51.260	
3 -	36.921	70.5	55.112	74.3	28.504	96.0	2:00.537	72.67	7.478	10:26:51.797	
4 -	35.524	77.0	53.818	74.2	IN PIT		3:03.663 P	47.69	1:10.604	10:29:55.460	
5 -	OUTLAP	76.8	55.774	81.3	27.763	97.1	2:01.928	71.84	8.869	10:31:57.388	
6 -	34.830	80.3	52.231	79.7	26.961	96.1	1:54.022 (2)	76.82	0.963	10:33:51.410	
7 -	34.556	82.0	50.785	81.6	27.718	96.5	1:53.059 (1)	77.48		10:35:44.469	

P23 198 T1		David CHARLTON					Seat Leon 1984				
IDEAL LAP TIME : 1:51.753		BEST LAP TIME : 1:53.077					DIFFERENCE : 1.324				
LAP	SECTOR 1	SECTOR 2		SECTOR 3		LAP TIME	MPH	DIFF	TIME OF DAY		
1 -	OUTLAP	79.4	54.332	74.8	27.959	102.2	2:04.796	70.19	11.719	10:22:16.157	
2 -	38.642	89.4	50.956	70.7	27.159	108.2	1:56.757	75.02	3.680	10:24:12.914	
3 -	34.967	90.1	51.438	72.2	26.672	108.0	1:53.077 (1)	77.46		10:26:05.991	
4 -	34.697	87.2	51.437	70.0	27.780	102.4	1:53.914 (3)	76.89	0.837	10:27:59.905	
5 -	35.732	76.0	50.384	72.9	27.504	100.4	1:53.620 (2)	77.09	0.543	10:29:53.525	
6 -	35.335	87.8	52.459	72.9	27.810	104.2	1:55.604	75.77	2.527	10:31:49.129	

P24 252 T1		Kevin PALMER					BMW Mini Cooper S 1600				
IDEAL LAP TIME : 1:52.973		BEST LAP TIME : 1:53.826					DIFFERENCE : 0.853				
LAP	SECTOR 1	SECTOR 2		SECTOR 3		LAP TIME	MPH	DIFF	TIME OF DAY		
1 -	OUTLAP	71.7	1:00.683	62.7	29.415	106.8	2:11.719	66.50	17.893	10:23:20.423	
2 -	35.598	86.3	53.535	72.7	28.116	107.5	1:57.249 (3)	74.71	3.423	10:25:17.672	
3 -	35.021	85.3	51.460	76.9	27.345	109.4	1:53.826 (1)	76.95		10:27:11.498	
4 -	35.866	88.7	51.842	78.3	26.819	107.3	1:54.527 (2)	76.48	0.701	10:29:06.025	
5 -	36.249	78.9	54.583	72.3	27.205	108.4	1:58.037	74.21	4.211	10:31:04.062	
6 -	35.905	84.6	53.966	76.0	IN PIT		3:14.631 P	45.00	1:20.805	10:34:18.693	
7 -	OUTLAP	82.4	51.955	78.0	26.492	106.0	1:57.294	74.68	3.468	10:36:15.987	

P25 172 T3		Ben FORBES					Citroen Saxo 1600				
IDEAL LAP TIME : 1:55.535		BEST LAP TIME : 1:55.697					DIFFERENCE : 0.162				
LAP	SECTOR 1	SECTOR 2		SECTOR 3		LAP TIME	MPH	DIFF	TIME OF DAY		
1 -	OUTLAP	74.0	56.272	62.0	30.935	96.2	2:08.661	68.08	12.964	10:22:54.759	
2 -	36.838	66.9	52.572	77.2	27.825	86.3	1:57.235	74.72	1.538	10:24:51.994	
3 -	36.404	79.8	53.905	65.8	28.853	97.2	1:59.162	73.51	3.465	10:26:51.156	
4 -	35.808	80.0	52.846	75.0	27.752	97.3	1:56.406	75.25	0.709	10:28:47.562	
5 -	35.486	80.9	52.360	72.8	27.851	98.2	1:55.697 (1)	75.71		10:30:43.259	
6 -	35.484	79.8	52.816	73.5	28.052	98.2	1:56.352	75.28	0.655	10:32:39.611	
7 -	35.546	79.7	52.441	76.2	27.880	97.9	1:55.867 (3)	75.60	0.170	10:34:35.478	
8 -	35.662	80.2	52.299	75.5	27.836	94.3	1:55.797 (2)	75.64	0.100	10:36:31.275	

P26 199 T1		Robert HOSIER					Seat Leon 1987				
IDEAL LAP TIME : 1:54.534		BEST LAP TIME : 1:56.531					DIFFERENCE : 1.997				
LAP	SECTOR 1	SECTOR 2		SECTOR 3		LAP TIME	MPH	DIFF	TIME OF DAY		
1 -	OUTLAP	75.8	54.775	72.6	29.361	109.8	2:07.555	68.67	11.024	10:23:08.797	
2 -	37.236	79.7	52.667	75.0	26.628	110.7	1:56.531 (1)	75.17		10:25:05.328	

P27 49 T2		David HUTCHINS					Honda Civic Type R 1998				
IDEAL LAP TIME : 1:56.587		BEST LAP TIME : 1:56.587					DIFFERENCE : 0.000				
LAP	SECTOR 1	SECTOR 2		SECTOR 3		LAP TIME	MPH	DIFF	TIME OF DAY		
1 -	OUTLAP	72.1	1:02.379	58.6	32.298	96.0	2:18.168	63.39	21.581	10:22:55.741	
2 -	39.227	78.3	55.732	69.1	29.575	107.2	2:04.534	70.34	7.947	10:25:00.275	
3 -	39.037	76.5	56.977	70.9	28.845	108.4	2:04.859	70.15	8.272	10:27:05.134	

Weather / Track : Bright / Dry

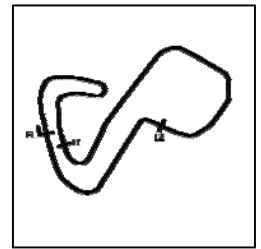
Brands Hatch GP

Circuit Length = 2.4332 miles

Start: 10:19 Flag 10:34 End: 10:36

Quaife Cannons Tin Tops & Modified Saloon Car Championship

QUALIFYING - SECTOR ANALYSIS



SECTOR 1 = FL to I1, SECTOR 2 = I1 to I2, SECTOR 3 = I2 to FL, DIFF = Difference To Personal Best Lap, P = Crossed Finish Line in Pit Lane, D = Time Disallowed

4 -	36.270	81.0	55.578	68.4	28.191	107.5	2:00.039	72.97	3.452	10:29:05.173
5 -	36.265	82.2	53.689	73.9	27.753	109.1	1:57.707 (2)	74.42	1.120	10:31:02.880
6 -	35.697	84.2	53.449	73.2	27.441	110.5	1:56.587 (1)	75.13		10:32:59.467
7 -	36.050	79.1	54.420	70.4	28.010	107.8	1:58.480 (3)	73.93	1.893	10:34:57.947

P28	19 TP	Gideon SEPTEMBER				Ford Puma				
IDEAL LAP TIME : 2:04.561		BEST LAP TIME : 2:05.373			DIFFERENCE : 0.812					
LAP	SECTOR 1	SECTOR 2	SECTOR 3	LAP TIME	MPH	DIFF	TIME OF DAY			
1 -	OUTLAP	71.8	1:05.815	55.5	33.928		2:25.010	60.40	19.637	10:23:29.473
2 -	38.877	75.2	59.210	68.7	29.989		2:08.076 (3)	68.39	2.703	10:25:37.549
3 -	38.610	75.3	1:01.300	42.6	35.225		2:15.135	64.82	9.762	10:27:52.684
4 -	41.095	67.8	1:00.191	54.2	29.971		2:11.257	66.73	5.884	10:30:03.941
5 -	37.876	73.3	56.784	70.7	30.713		2:05.373 (1)	69.87		10:32:09.314
6 -	38.638	65.2	57.779	71.2	31.919		2:08.336	68.25	2.963	10:34:17.650
7 -	38.300	73.5	56.714	65.5	31.925		2:06.939 (2)	69.00	1.566	10:36:24.589

P29	46 T2	Nicholas LUNN				Honda Integra DC2 Type R 1797				
IDEAL LAP TIME : 2:04.906		BEST LAP TIME : 2:05.567			DIFFERENCE : 0.661					
LAP	SECTOR 1	SECTOR 2	SECTOR 3	LAP TIME	MPH	DIFF	TIME OF DAY			
1 -	OUTLAP	66.5	1:07.853	49.4	35.976	90.9	2:31.695	57.74	26.128	10:22:58.623
2 -	44.570	66.7	1:03.253	57.3	31.753	96.4	2:19.576	62.76	14.009	10:25:18.199
3 -	42.520	74.1	1:01.989	53.0	29.871	98.6	2:14.380	65.18	8.813	10:27:32.579
4 -	40.781	75.2	57.573	67.9	29.472	97.2	2:07.826 (3)	68.52	2.259	10:29:40.405
5 -	39.286	75.8	59.559	60.8	30.077	92.6	2:08.922	67.94	3.355	10:31:49.327
6 -	39.267	78.6	58.762	66.1	29.079	91.6	2:07.108 (2)	68.91	1.541	10:33:56.435
7 -	39.693	72.1	56.560	65.0	29.314	97.9	2:05.567 (1)	69.76		10:36:02.002

P30	50 B	Alex SIDWELL				Holden Commodore 5000				
IDEAL LAP TIME : 1:57.586		BEST LAP TIME : 2:07.456			DIFFERENCE : 9.870					
LAP	SECTOR 1	SECTOR 2	SECTOR 3	LAP TIME	MPH	DIFF	TIME OF DAY			
1 -	OUTLAP	82.2	52.637	73.1	29.974	103.4	2:01.842	71.89		10:22:26.070
2 -	34.975	71.3	1:00.092	67.2	32.389	85.8	2:07.456 (1)	68.72		10:24:33.526

P31	68 TP	Harry NAERGER				Ford Fiesta				
IDEAL LAP TIME : 2:18.289		BEST LAP TIME : 2:18.668			DIFFERENCE : 0.379					
LAP	SECTOR 1	SECTOR 2	SECTOR 3	LAP TIME	MPH	DIFF	TIME OF DAY			
1 -	OUTLAP	60.8	1:09.332	54.9	35.439	84.6	2:32.149	57.57	13.481	10:23:30.316
2 -	44.491	67.3	1:05.256	54.6	32.753	92.8	2:22.500	61.47	3.832	10:25:52.816
3 -	42.585	71.3	1:04.344	56.8	32.720	91.6	2:19.649 (3)	62.72	0.981	10:28:12.465
4 -	42.838	61.1	1:05.256	58.7	32.717	91.9	2:20.811	62.20	2.143	10:30:33.276
5 -	42.840	65.1	1:03.695	59.9	32.133	91.6	2:18.668 (1)	63.17		10:32:51.944
6 -	42.461	67.1	1:04.062	58.5	32.668	78.3	2:19.191 (2)	62.93	0.523	10:35:11.135

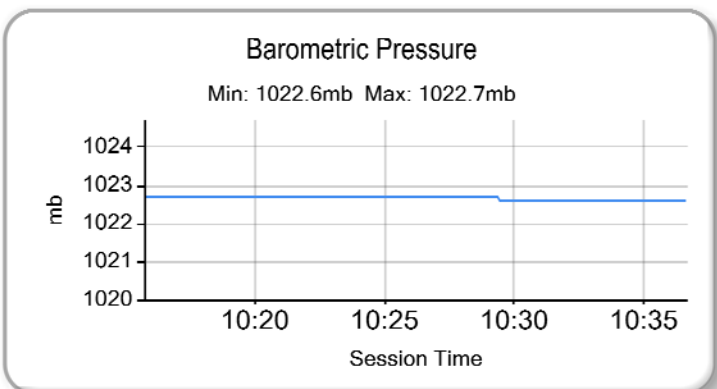
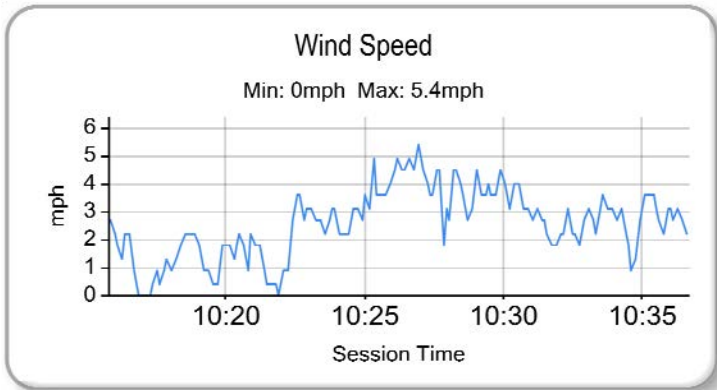
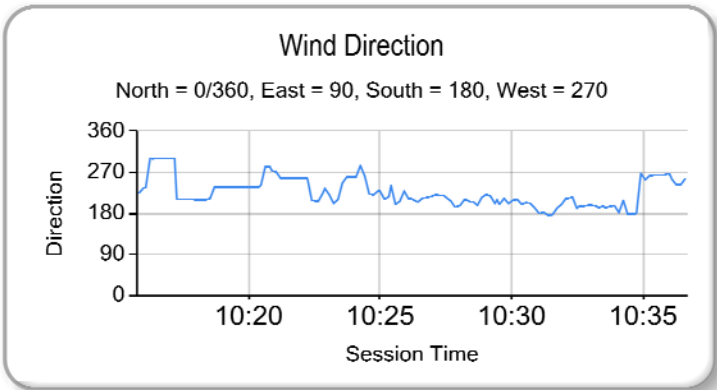
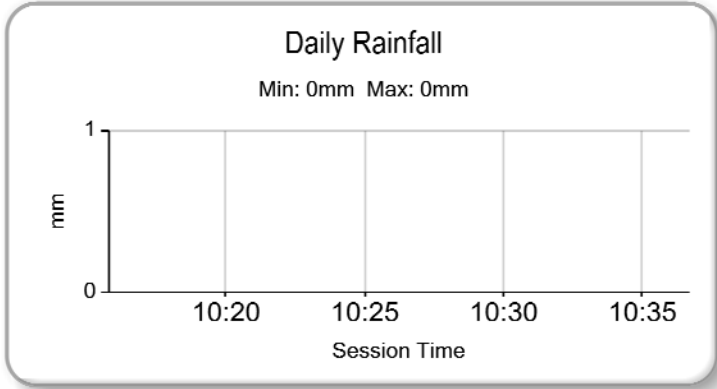
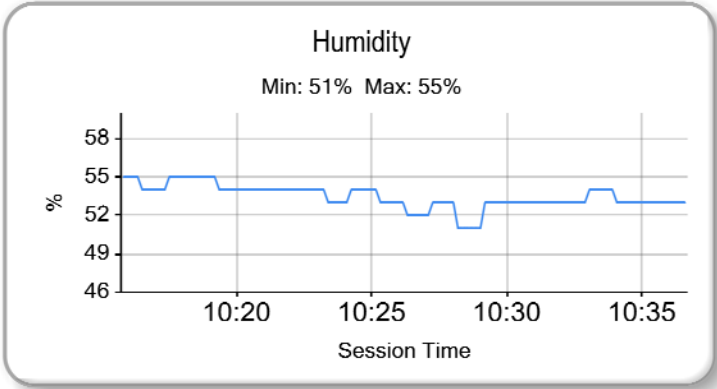
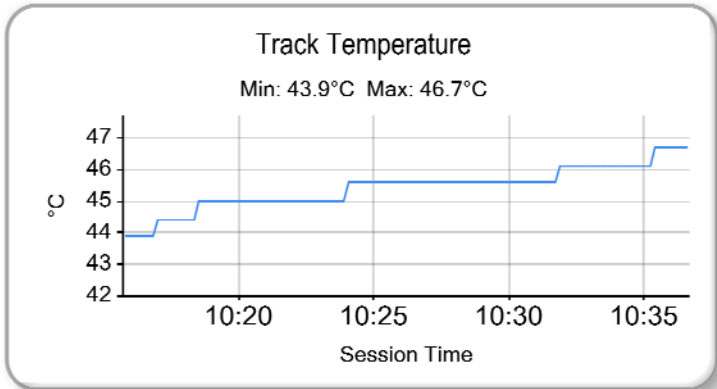
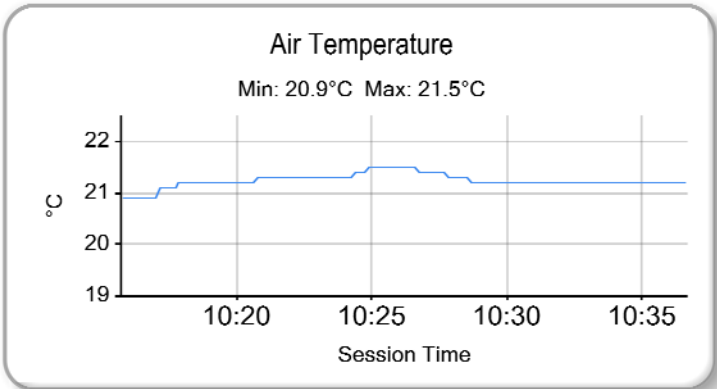
P32	87 T2	Graham RICHARDSON				Honda Civic Type R EP3 1998				
IDEAL LAP TIME : 2:14.314		BEST LAP TIME : 2:19.349			DIFFERENCE : 5.035					
LAP	SECTOR 1	SECTOR 2	SECTOR 3	LAP TIME	MPH	DIFF	TIME OF DAY			
1 -	OUTLAP	66.2	58.710	61.6	33.394	85.3	2:13.621	65.55		10:23:02.175
2 -	42.210	63.3	1:03.142	56.7	33.997	83.8	2:19.349 (1)	62.86		10:25:21.524
3 -	43.341	65.1	1:10.423	38.7	41.313	72.9	2:35.077 (2)	56.48	15.728	10:27:56.601

Weather / Track : Bright / Dry

Brands Hatch GP
Circuit Length = 2.4332 miles
Start: 10:19 Flag 10:34 End: 10:36

Quaife Cannons Tin Tops & Modified Saloon Car Championship

QUALIFYING - WEATHER CONDITIONS



Weather / Track : Bright / Dry

Results can be found at www.tsl-timing.com

Brands Hatch GP
 Circuit Length = 2.4332 miles
 Start: 10:19 Flag 10:34 End: 10:36

Printed - 11:02 Sunday, 05 August 2018

Quaife Cannons Tin Tops & Modified Saloon Car Championship

EVENT RACE 8 - GRID (15 minutes)

ROW 18	35	68 2:18.668 Harry NAERGER	36	87 2:19.349 Graham RICHARDSON
ROW 17	33	19 2:05.373 Gideon SEPTEMBER	34	46 2:05.567 Nicholas LUNN
ROW 16	31	199 1:56.531 Robert HOSIER	32	49 1:56.587 David HUTCHINS
ROW 15	29	252 1:53.826 Kevin PALMER	30	172 1:55.697 Ben FORBES
ROW 14	27	51 1:53.059 Rikki TAYLOR	28	198 1:53.077 David CHARLTON
ROW 13	25	76 1:51.809 Marcus BICKNELL	26	77 1:52.827 Chris BICKNELL
ROW 12	23	66 1:51.555 Terry WALLER	24	115 1:51.657 Vic HOPE
ROW 11	21	27 1:51.254 Dominic RYAN	22	7 1:51.288 Danny BROOKER
ROW 10	19	8 1:51.075 Jamie PRIMETT	20	98 1:51.080 Alfie BROOKER
ROW 9	17	79 1:49.746 Mikey DAY	18	78 1:51.066 Steve EVERSON
ROW 8	15	64 1:48.680 Adrian MATTHEWS	16	5 1:48.880 Kamran TUNIO
ROW 7	13	52 1:46.010 Daniel FISHER	14	10 1:47.739 Bradley LANE
ROW 6				
ROW 5	9	45 Martyn SCOTT		
ROW 4	7	36 1:48.265 Paul EVE	8	50 2:07.456 Alex SIDWELL
ROW 3	5	28 1:45.251 Malcolm WISE	6	74 1:46.490 Sean FAIRWEATHER
ROW 2	3	14 1:43.710 David COWAN	4	21 1:44.783 Adrian BRADLEY
ROW 1	1	44 1:39.180 Rod BIRLEY	2	17 1:43.606 Tony SKELTON
		Pole		

Brands Hatch GP
Circuit Length = 2.4332 miles

These results are provisional until the conclusion of any judicial and technical matters.

Clerk Of Course :		Timekeeper :	
-------------------	--	--------------	--

Quaife Cannons Tin Tops & Modified Saloon Car Championship

EVENT RACE 8 - CLASSIFICATION

POS	NO	CL	PIC NAME	ENTRY	LAPS	TIME	GAP	DIFF	MPH	BEST	ON
1	21	C	1 Adrian BRADLEY	BMW M3 3200	9	15:40.242			83.84	1:43.058	2
2	14	C	2 David COWAN	BMW M3 E46 3246	9	15:47.062	6.820	6.820	83.24	1:44.367	2
3	44	A	1 Rod BIRLEY	Ford Escort WRC 2000	9	16:07.943	27.701	20.881	81.44	1:39.122	3
4	10	T2	1 Bradley LANE	Honda Civic Type R 1998	9	16:27.593	47.351	19.650	79.82	1:47.945	3
5	64	T3	1 Adrian MATTHEWS	Ford Puma 1596	9	16:38.192	57.950	10.599	78.98	1:48.704	2
6	5	T3	2 Kamran TUNIO	Honda Civic EK9 1595	9	16:41.482	1:01.240	3.290	78.72	1:48.150	3
7	79	T3	3 Mikey DAY	Citroen Saxo 1600	9	16:50.701	1:10.459	9.219	78.00	1:50.198	8
8	98	T1	1 Alfie BROOKER	BMW Mini Cooper S 1600	9	16:50.832	1:10.590	0.131	77.99	1:49.714	8
9	51	T3	4 Rikki TAYLOR	Ford Fiesta Zetec 1596	9	16:51.441	1:11.199	0.609	77.94	1:49.454	7
10	27	T3	5 Dominic RYAN	Ford Puma 1600	9	17:00.966	1:20.724	9.525	77.21	1:49.803	7
11	78	T3	6 Steve EVERSON	Citroen Saxo VTR 1600	9	17:02.730	1:22.488	1.764	77.08	1:50.964	2
12	8	T2	2 Jamie PRIMETT	Honda Civic 1797	9	17:02.944	1:22.702	0.214	77.07	1:50.114	7
13	76	T3	7 Marcus BICKNELL	Citroen Saxo 1600	9	17:13.881	1:33.639	10.937	76.25	1:51.384	4
14	49	T2	3 David HUTCHINS	Honda Civic Type R 1998	9	17:15.863	1:35.621	1.982	76.10	1:51.809	7
15	66	TP	1 Terry WALLER	Ford Fiesta ST150 1999	9	17:22.581	1:42.339	6.718	75.61	1:52.620	9
16	77	T3	8 Chris BICKNELL	Citroen Saxo 1600	9	17:25.538	1:45.296	2.957	75.40	1:52.307	8
17	198	T1	2 David CHARLTON	Seat Leon 1984	9	17:28.468	1:48.226	2.930	75.19	1:51.290	2
18	68	TP	2 Harry NAERGER	Ford Fiesta	8	17:38.211	1 Lap	1 Lap	66.22	2:08.113	5

NOT CLASSIFIED

DNF	252	T1	Kevin PALMER	BMW Mini Cooper S 1600	6	11:51.053	3 Laps	2 Laps	73.91	1:52.878	5
DNF	115	T2	Vic HOPE	Honda Civic Type R 2000	5	9:44.730	4 Laps	1 Lap	74.90	1:50.468	3
DNF	36	A	Paul EVE	Ford Escort Cosworth WRC 1995	5	10:01.502	4 Laps	16.771	72.81	1:53.058	2
DNF	19*	TP	Gideon SEPTEMBER	Ford Puma	5	10:42.589	4 Laps	41.087	68.16	2:03.499	4
DNF	52	T2	Daniel FISHER	Honda Civic Type R 1998	4	7:22.377	5 Laps	1 Lap	79.20	1:47.129	3
DNF	172	T3	Ben FORBES	Citroen Saxo 1600	1	2:13.694	8 Laps	3 Laps	65.52	2:13.694	1
DNF	74	D	Sean FAIRWEATHER	Ford Sierra RS Cosworth 1993	1	3:10.079	8 Laps	56.384	46.08		
DNF	45	B	Martyn SCOTT	BMW E30 3200	0						

FASTEST LAP

44	A	Rod BIRLEY	Ford Escort WRC 2000	3	1:39.122	88.37 mph	142.22 kph
21	C	Adrian BRADLEY	BMW M3 3200	2	1:43.058	84.99 mph	136.79 kph
52	T2	Daniel FISHER	Honda Civic Type R 1998	3	1:47.129	81.76 mph	131.59 kph
5	T3	Kamran TUNIO	Honda Civic EK9 1595	3	1:48.150	80.99 mph	130.35 kph
98	T1	Alfie BROOKER	BMW Mini Cooper S 1600	8	1:49.714	79.84 mph	128.49 kph
66	TP	Terry WALLER	Ford Fiesta ST150 1999	9	1:52.620	77.78 mph	125.17 kph

Car 19 – Please fit a working transponder MSA Q12.2.1

Weather / Track : Sunny / Dry

These results are provisional until the conclusion of any judicial and technical matters.

Brands Hatch GP

Circuit Length = 2.4332 miles

Start: 12:08 Flag 12:24 End: 12:26

Clerk Of Course :	Timekeeper :
-------------------	--------------

Quaife Cannons Tin Tops & Modified Saloon Car Championship

EVENT RACE 8 - LAP CHART

LAP 1 @ 12:10:39.786			LAP 2 @ 12:12:19.770			LAP 3 @ 12:13:58.892			LAP 4 @ 12:15:41.892			LAP 5 @ 12:17:31.872		
NO	BEHIND	LAP TIME	NO	BEHIND	LAP TIME	NO	BEHIND	LAP TIME	NO	BEHIND	LAP TIME	NO	BEHIND	LAP TIME
44		1:44.393	44		1:39.984	44		1:39.122	44		1:43.000	44		1:49.980
21	1.753	1:46.146	21	4.827	1:43.058	21	9.434	1:43.729	68	1 Lap	2:09.168	21	4.112	1:44.150
14	4.225	1:48.618	14	8.608	1:44.367	14	13.892	1:44.406	21	9.942	1:43.508	14	9.971	1:44.472
36	4.418	1:48.811	36	17.492	1:53.058	52	28.976	1:47.129	14	15.479	1:44.587	68	1 Lap	2:09.021
52	13.788	1:58.181	52	20.969	1:47.165	10	32.284	1:47.945	52	35.878	1:49.902	10	37.104	1:49.094
10	15.447	1:59.840	10	23.461	1:47.998	36	35.956	1:57.586	10	37.990	1:48.706	64	43.542	1:49.110
64	17.986	2:02.379	64	26.706	1:48.704	64	36.336	1:48.752	64	44.412	1:51.076	5	45.632	1:50.336
79	18.966	2:03.359	5	28.870	1:49.768	5	37.898	1:48.150	5	45.276	1:50.378	79	51.221	1:51.581
5	19.086	2:03.479	79	30.131	1:51.149	79	41.745	1:50.736	79	49.620	1:50.875	98	51.369	1:50.924
98	20.582	2:04.975	98	30.585	1:49.987	98	42.174	1:50.711	98	50.425	1:51.251	51	55.576	1:50.843
115	22.507	2:06.900	115	33.127	1:50.604	115	44.473	1:50.468	36	51.262	1:58.306	78	59.119	1:52.129
78	23.848	2:08.241	78	34.828	1:50.964	51	45.369	1:49.525	51	54.713	1:52.344	27	1:01.766	1:52.638
27	23.890	2:08.283	51	34.966	1:50.621	78	47.181	1:51.475	78	56.970	1:52.789	8	1:02.607	1:51.757
51	24.329	2:08.722	8	38.506	1:52.364	8	51.167	1:51.783	115	58.502	1:57.029	76	1:06.254	1:55.654
8	26.126	2:10.519	27	38.762	1:54.856	27	51.502	1:51.862	27	59.108	1:50.606	115	1:08.251	1:59.729
76	26.546	2:10.939	76	39.356	1:52.794	76	52.196	1:51.962	76	1:00.580	1:51.384	49	1:11.141	1:52.671
77	27.248	2:11.641	198	39.634	1:51.290	198	55.739	1:55.227	8	1:00.830	1:52.663	66	1:12.335	1:54.496
66	28.076	2:12.469	77	41.121	1:53.857	66	56.069	1:53.372	66	1:07.819	1:54.750	252	1:12.642	1:52.878
198	28.328	2:12.721	66	41.819	1:53.727	77	56.399	1:54.400	49	1:08.450	1:53.288	198	1:15.028	1:56.510
172	29.301	2:13.694	49	44.947	1:55.459	49	58.162	1:52.337	198	1:08.498	1:55.759	77	1:15.122	1:55.510
49	29.472	2:13.865	252	45.598	1:55.728	252	59.518	1:53.042	77	1:09.592	1:56.193	36	1:25.022	2:23.740 P
252	29.854	2:14.247	19	1:01.723	2:04.297	19	1:27.912	2:05.311	252	1:09.744	1:53.226			
19	37.410	2:21.803	68	1:13.539	2:08.785				19	1:48.411	2:03.499			
68	44.738	2:29.131												
74	1:25.685	3:10.079 P												

Weather / Track : Sunny / Dry

Brands Hatch GP

Circuit Length = 2.4332 miles

Start: 12:08 Flag 12:24 End: 12:26

Quaife Cannons Tin Tops & Modified Saloon Car Championship

EVENT RACE 8 - LAP CHART

LAP 6 @ 12:19:20.181			LAP 7 @ 12:21:04.334			LAP 8 @ 12:22:49.160			LAP 9 @ 12:24:35.635		
NO	BEHIND	LAP TIME	NO	BEHIND	LAP TIME	NO	BEHIND	LAP TIME	NO	BEHIND	LAP TIME
21		1:44.197	21		1:44.153	21		1:44.826	21		1:46.475
44	3.445	1:51.754	14	9.158	1:44.697	14	8.928	1:44.596	14	6.820	1:44.367
14	8.614	1:46.952	44	11.875	1:52.583	44	20.047	1:52.998	44	27.701	1:54.129
19	1 Lap	2:07.679	10	41.547	1:48.364	10	45.286	1:48.565	10	47.351	1:48.540
10	37.336	1:48.541	64	49.724	1:49.543	64	53.954	1:49.056	64	57.950	1:50.471
68	1 Lap	2:08.113	5	53.284	1:49.912	5	57.923	1:49.465	5	1:01.240	1:49.792
64	44.334	1:49.101	79	1:00.615	1:50.501	79	1:05.987	1:50.198	79	1:10.459	1:50.947
5	47.525	1:50.202	98	1:01.309	1:50.588	98	1:06.197	1:49.714	98	1:10.590	1:50.868
79	54.267	1:51.355	51	1:02.279	1:49.454	51	1:07.957	1:50.504	51	1:11.199	1:49.717
98	54.874	1:51.814	68	1 Lap	2:11.819	27	1:16.553	1:50.285	27	1:20.724	1:50.646
51	56.978	1:49.711	78	1:10.429	1:51.793	78	1:17.494	1:51.891	78	1:22.488	1:51.469
78	1:02.789	1:51.979	27	1:11.094	1:49.803	8	1:18.768	1:51.613	8	1:22.702	1:50.409
27	1:05.444	1:51.987	8	1:11.981	1:50.114	76	1:28.647	1:53.422	76	1:33.639	1:51.467
8	1:06.020	1:51.722	76	1:20.051	1:52.967	49	1:29.783	1:52.161	49	1:35.621	1:52.313
76	1:11.237	1:53.292	49	1:22.448	1:51.809	68	1 Lap	2:11.757	66	1:42.339	1:52.620
49	1:14.792	1:51.960	66	1:28.314	1:52.903	66	1:36.194	1:52.706	77	1:45.296	1:53.396
66	1:19.564	1:55.538	77	1:30.894	1:53.743	77	1:38.375	1:52.307	198	1:48.226	1:51.925
198	1:20.844	1:54.125	198	1:32.130	1:55.439	198	1:42.776	1:55.472	68	1 Lap	2:10.417
77	1:21.304	1:54.491									
252	1:26.265	2:01.932									

Weather / Track : Sunny / Dry

Results can be found at www.tsl-timing.com

Page 2 of 2

Brands Hatch GP
 Circuit Length = 2.4332 miles
 Start: 12:08 Flag 12:24 End: 12:26

Printed - 12:29 Sunday, 05 August 2018

Quaife Cannons Tin Tops & Modified Saloon Car Championship

EVENT RACE 8 - POSITION CHART

No	Name	Lap									
		Pos	1	2	3	4	5	6	7	8	9
44	BIRLEY	1	44	44	44	44	44	21	21	21	21
14	COWAN	2	21	21	21	21	21	44	14	14	14
21	BRADLEY	3	14	14	14	14	14	14	44	44	44
74	FAIRWEATHER	4	36	36	52	52	10	10	10	10	10
36	EVE	5	52	52	10	10	64	64	64	64	64
45	SCOTT	6	10	10	36	64	5	5	5	5	5
52	FISHER	7	64	64	64	5	79	79	79	79	79
10	LANE	8	79	5	5	79	98	98	98	98	98
64	MATTHEWS	9	5	79	79	98	51	51	51	51	51
5	TUNIO	10	98	98	98	36	78	78	78	27	27
79	DAY	11	115	115	115	51	27	27	27	78	78
78	EVERSON	12	78	78	51	78	8	8	8	8	8
8	PRIMETT	13	27	51	78	115	76	76	76	76	76
98	BROOKER	14	51	8	8	27	115	49	49	49	49
27	RYAN	15	8	27	27	76	49	66	66	66	66
66	WALLER	16	76	76	76	8	66	198	77	77	77
115	HOPE	17	77	198	198	66	252	77	198	198	198
76	BICKNELL	18	66	77	66	49	198	252	68	68	
77	BICKNELL	19	198	66	77	198	77	68			
51	TAYLOR	20	172	49	49	77	36				
198	CHARLTON	21	49	252	252	252	19				
252	PALMER	22	252	19	19	19	68				
172	FORBES	23	19	68	68	68					
49	HUTCHINS	24	68								
19	SEPTEMBER	25	74								
68	NAERGER	26									

Weather / Track : Sunny / Dry

Results can be found at www.tsl-timing.com

Brands Hatch GP
 Circuit Length = 2.4332 miles
 Start: 12:08 Flag 12:24 End: 12:26

Printed - 12:30 Sunday, 05 August 2018

Quaife Cannons Tin Tops & Modified Saloon Car Championship

EVENT RACE 8 - BEST SECTORS

SECTOR 1			SECTOR 2			SECTOR 3			IDEAL / BEST COMPARISON						
POS	NO	NAME	TIME	NO	NAME	TIME	NO	NAME	TIME	POS	NO	NAME	IDEAL	BEST	DIFF
													PERFECT LAP	1:39.103	
1	44	BIRLEY	31.414	44	BIRLEY	44.162	44	BIRLEY	23.527	1	44	BIRLEY	1:39.103	1:39.122	0.019
2	21	BRADLEY	32.168	21	BRADLEY	45.911	21	BRADLEY	24.721	2	21	BRADLEY	1:42.800	1:43.058	0.258
3	14	COWAN	32.498	14	COWAN	46.580	14	COWAN	24.755	3	14	COWAN	1:43.833	1:44.367	0.534
4	52	FISHER	33.306	36	EVE	47.628	36	EVE	25.114	4	36	EVE	1:46.060	1:53.058	6.998
5	36	EVE	33.318	52	FISHER	47.699	52	FISHER	25.561	5	52	FISHER	1:46.566	1:47.129	0.563
6	51	TAYLOR	33.665	10	LANE	48.185	64	MATTHEWS	25.803	6	10	LANE	1:47.712	1:47.945	0.233
7	98	BROOKER	33.669	5	TUNIO	48.479	10	LANE	25.844	7	5	TUNIO	1:48.150	1:48.150	0.000
8	10	LANE	33.683	51	TAYLOR	48.575	5	TUNIO	25.849	8	64	MATTHEWS	1:48.195	1:48.704	0.509
9	115	HOPE	33.780	64	MATTHEWS	48.581	98	BROOKER	26.049	9	51	TAYLOR	1:48.317	1:49.454	1.137
10	64	MATTHEWS	33.811	27	RYAN	49.446	51	TAYLOR	26.077	10	98	BROOKER	1:49.413	1:49.714	0.301
11	5	TUNIO	33.822	8	PRIMETT	49.495	27	RYAN	26.101	11	115	HOPE	1:49.559	1:50.468	0.909
12	79	DAY	33.865	115	HOPE	49.582	8	PRIMETT	26.151	12	27	RYAN	1:49.795	1:49.803	0.008
13	49	HUTCHINS	34.017	79	DAY	49.585	115	HOPE	26.197	13	79	DAY	1:49.834	1:50.198	0.364
14	8	PRIMETT	34.247	198	CHARLTON	49.605	252	PALMER	26.263	14	8	PRIMETT	1:49.893	1:50.114	0.221
15	27	RYAN	34.248	76	BICKNELL	49.607	198	CHARLTON	26.327	15	198	CHARLTON	1:50.569	1:51.290	0.721
16	78	EVERSON	34.496	98	BROOKER	49.695	79	DAY	26.384	16	78	EVERSON	1:50.846	1:50.964	0.118
17	198	CHARLTON	34.637	78	EVERSON	49.748	49	HUTCHINS	26.389	17	49	HUTCHINS	1:50.919	1:51.809	0.890
18	66	WALLER	34.764	66	WALLER	50.078	76	BICKNELL	26.556	18	76	BICKNELL	1:51.002	1:51.384	0.382
19	252	PALMER	34.804	77	BICKNELL	50.121	78	EVERSON	26.602	19	66	WALLER	1:51.595	1:52.620	1.025
20	76	BICKNELL	34.839	49	HUTCHINS	50.513	66	WALLER	26.753	20	77	BICKNELL	1:51.934	1:52.307	0.373
21	77	BICKNELL	35.002	252	PALMER	51.403	77	BICKNELL	26.811	21	252	PALMER	1:52.470	1:52.878	0.408
22	172	FORBES	36.639	172	FORBES	53.714	172	FORBES	28.215	22	172	FORBES	1:58.568	2:13.694	15.126
23	19	SEPTEMBER	37.754	19	SEPTEMBER	56.020	19	SEPTEMBER	29.618	23	19	SEPTEMBER	2:03.392	2:03.499	0.107
24	68	NAERGER	39.368	68	NAERGER	57.778	68	NAERGER	30.334	24	68	NAERGER	2:07.480	2:08.113	0.633
25				74	FAIRWEATHER	1:15.265				25	74	FAIRWEATHER			
26															

Weather / Track : Sunny / Dry

Results can be found at www.tsl-timing.com

Brands Hatch GP

Circuit Length = 2.4332 miles

Start: 12:08 Flag 12:24 End: 12:26

Printed - 12:28 Sunday, 05 August 2018

Quaife Cannons Tin Tops & Modified Saloon Car Championship

EVENT RACE 8 - BEST SPEEDS

POS	INTERMEDIATE 1			INTERMEDIATE 2			FINISH LINE		
	NO	NAME	MPH	NO	NAME	MPH	NO	NAME	MPH
1	36	EVE	97.5	21	BRADLEY	91.4	44	BIRLEY	132.3
2	44	BIRLEY	96.8	51	TAYLOR	85.2	36	EVE	119.4
3	14	COWAN	95.4	14	COWAN	84.9	14	COWAN	117.7
4	21	BRADLEY	95.1	78	EVERSON	83.4	21	BRADLEY	117.5
5	10	LANE	91.8	10	LANE	83.1	198	CHARLTON	115.9
6	64	MATTHEWS	91.3	79	DAY	82.9	52	FISHER	114.7
7	52	FISHER	90.9	77	BICKNELL	82.3	115	HOPE	114.3
8	115	HOPE	90.4	5	TUNIO	81.7	49	HUTCHINS	111.6
9	49	HUTCHINS	89.9	36	EVE	81.6	64	MATTHEWS	110.9
10	98	BROOKER	89.5	44	BIRLEY	80.8	8	PRIMETT	110.3
11	27	RYAN	89.0	98	BROOKER	80.7	10	LANE	110.1
12	8	PRIMETT	88.4	66	WALLER	80.7	27	RYAN	110.0
13	74	FAIRWEATHER	88.3	8	PRIMETT	80.2	252	PALMER	109.6
14	198	CHARLTON	88.1	27	RYAN	80.1	98	BROOKER	108.4
15	5	TUNIO	87.9	252	PALMER	80.0	76	BICKNELL	108.4
16	51	TAYLOR	87.6	49	HUTCHINS	78.8	51	TAYLOR	108.0
17	76	BICKNELL	86.3	64	MATTHEWS	78.5	5	TUNIO	107.3
18	252	PALMER	86.3	172	FORBES	76.9	78	EVERSON	104.8
19	79	DAY	85.3	76	BICKNELL	76.2	79	DAY	104.0
20	78	EVERSON	84.5	52	FISHER	76.0	77	BICKNELL	103.8
21	77	BICKNELL	83.6	198	CHARLTON	75.2	66	WALLER	103.0
22	66	WALLER	83.0	115	HOPE	74.7	172	FORBES	100.1
23	172	FORBES	82.0	19	SEPTEMBER	71.3	68	NAERGER	96.6
24	19	SEPTEMBER	76.8	68	NAERGER	65.7			
25	68	NAERGER	74.4	74	FAIRWEATHER	44.7			
26	45	SCOTT	56.7						

Weather / Track : Sunny / Dry

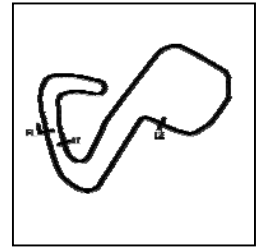
Results can be found at www.tsl-timing.com

Brands Hatch GP
Circuit Length = 2.4332 miles
Start: 12:08 Flag 12:24 End: 12:26

Printed - 12:28 Sunday, 05 August 2018

Quaife Cannons Tin Tops & Modified Saloon Car Championship

EVENT RACE 8 - SECTOR ANALYSIS



SECTOR 1 = FL to I1, SECTOR 2 = I1 to I2, SECTOR 3 = I2 to FL, DIFF = Difference To Personal Best Lap, P = Crossed Finish Line in Pit Lane, D = Time Disallowed

P1 21 C		Adrian BRADLEY					BMW M3 3200				
IDEAL LAP TIME : 1:42.800		BEST LAP TIME : 1:43.058					DIFFERENCE : 0.258				
LAP	SECTOR 1	SECTOR 2		SECTOR 3		LAP TIME	MPH	DIFF	TIME OF DAY		
1 -		94.3	45.911	89.3	24.844	117.5	1:46.146	82.52	3.088	12:10:41.539	
2 -	32.377	94.9	45.960	89.3	24.721	117.3	1:43.058 (1)	84.99		12:12:24.597	
3 -	32.523	94.1	46.200	88.8	25.006	116.9	1:43.729 (3)	84.44	0.671	12:14:08.326	
4 -	32.168	95.1	46.277	84.9	25.063	117.3	1:43.508 (2)	84.62	0.450	12:15:51.834	
5 -	32.625	94.1	46.748	90.0	24.777	116.1	1:44.150	84.10	1.092	12:17:35.984	
6 -	32.599	92.5	46.715	91.4	24.883	116.3	1:44.197	84.07	1.139	12:19:20.181	
7 -	32.513	94.9	46.531	90.4	25.109	116.7	1:44.153	84.10	1.095	12:21:04.334	
8 -	32.654	94.6	46.685	83.9	25.487	115.7	1:44.826	83.56	1.768	12:22:49.160	
9 -	33.299	93.9	47.386	82.6	25.790	110.7	1:46.475	82.27	3.417	12:24:35.635	

P2 14 C		David COWAN					BMW M3 E46 3246				
IDEAL LAP TIME : 1:43.833		BEST LAP TIME : 1:44.367					DIFFERENCE : 0.534				
LAP	SECTOR 1	SECTOR 2		SECTOR 3		LAP TIME	MPH	DIFF	TIME OF DAY		
1 -		92.4	47.696	83.4	25.248	116.7	1:48.618	80.64	4.251	12:10:44.011	
2 -	32.547	94.7	47.065	81.9	24.755	117.7	1:44.367 (1)	83.93		12:12:28.378	
3 -	32.498	95.3	47.092	82.3	24.816	117.3	1:44.406 (3)	83.90	0.039	12:14:12.784	
4 -	32.673	95.0	47.057	83.7	24.857	116.7	1:44.587	83.75	0.220	12:15:57.371	
5 -	32.530	95.1	47.146	83.8	24.796	117.3	1:44.472	83.84	0.105	12:17:41.843	
6 -	32.567	95.4	49.299	83.0	25.086	117.7	1:46.952	81.90	2.585	12:19:28.795	
7 -	32.612	94.9	47.209	81.6	24.876	117.7	1:44.697	83.66	0.330	12:21:13.492	
8 -	32.692	94.1	46.837	84.9	25.067	116.7	1:44.596	83.74	0.229	12:22:58.088	
9 -	32.825	95.0	46.580	83.4	24.962	115.9	1:44.367 (1)	83.93		12:24:42.455	

P3 44 A		Rod BIRLEY					Ford Escort WRC 2000				
IDEAL LAP TIME : 1:39.103		BEST LAP TIME : 1:39.122					DIFFERENCE : 0.019				
LAP	SECTOR 1	SECTOR 2		SECTOR 3		LAP TIME	MPH	DIFF	TIME OF DAY		
1 -		89.2	45.697	77.5	24.120	132.1	1:44.393	83.91	5.271	12:10:39.786	
2 -	31.414	96.8	44.673	75.8	23.897	131.5	1:39.984 (2)	87.61	0.862	12:12:19.770	
3 -	31.433	94.1	44.162	80.3	23.527	132.3	1:39.122 (1)	88.37		12:13:58.892	
4 -	32.051	93.3	46.120	76.6	24.829	126.3	1:43.000 (3)	85.04	3.878	12:15:41.892	
5 -	33.886	85.7	49.425	75.5	26.669	105.5	1:49.980	79.64	10.858	12:17:31.872	
6 -	34.230	84.4	50.434	80.8	27.090	99.7	1:51.754	78.38	12.632	12:19:23.626	
7 -	34.598	81.5	50.767	77.8	27.218	100.7	1:52.583	77.80	13.461	12:21:16.209	
8 -	34.566	82.1	50.394	75.0	28.038	96.6	1:52.998	77.52	13.876	12:23:09.207	
9 -	35.072	81.2	51.006	74.9	28.051	93.5	1:54.129	76.75	15.007	12:25:03.336	

P4 10 T2		Bradley LANE					Honda Civic Type R 1998				
IDEAL LAP TIME : 1:47.712		BEST LAP TIME : 1:47.945					DIFFERENCE : 0.233				
LAP	SECTOR 1	SECTOR 2		SECTOR 3		LAP TIME	MPH	DIFF	TIME OF DAY		
1 -		88.5	48.453	81.2	25.844	110.1	1:59.840	73.09	11.895	12:10:55.233	
2 -	33.683	90.1	48.395	81.1	25.920	110.0	1:47.998 (2)	81.11	0.053	12:12:43.231	
3 -	33.773	91.8	48.185	82.4	25.987	109.1	1:47.945 (1)	81.15		12:14:31.176	
4 -	33.730	90.4	48.528	80.5	26.448	109.4	1:48.706	80.58	0.761	12:16:19.882	
5 -	33.863	89.4	49.068	83.1	26.163	108.4	1:49.094	80.29	1.149	12:18:08.976	
6 -	33.780	90.0	48.362	80.6	26.399	108.4	1:48.541	80.70	0.596	12:19:57.517	
7 -	33.849	90.5	48.247	81.4	26.268	108.5	1:48.364 (3)	80.83	0.419	12:21:45.881	
8 -	33.734	89.8	48.574	81.7	26.257	108.9	1:48.565	80.68	0.620	12:23:34.446	
9 -	33.948	88.6	48.412	81.0	26.180	107.5	1:48.540	80.70	0.595	12:25:22.986	

P5 64 T3		Adrian MATTHEWS					Ford Puma 1596				
IDEAL LAP TIME : 1:48.195		BEST LAP TIME : 1:48.704					DIFFERENCE : 0.509				
LAP	SECTOR 1	SECTOR 2		SECTOR 3		LAP TIME	MPH	DIFF	TIME OF DAY		
1 -		81.9	49.022	78.5	26.025	110.3	2:02.379	71.57	13.675	12:10:57.772	
2 -	34.130	88.1	48.771	74.5	25.803	110.1	1:48.704 (1)	80.58		12:12:46.476	
3 -	33.811	90.4	48.845	71.6	26.096	110.7	1:48.752 (2)	80.54	0.048	12:14:35.228	
4 -	34.242	90.9	50.672	72.4	26.162	109.6	1:51.076	78.86	2.372	12:16:26.304	

Weather / Track : Sunny / Dry

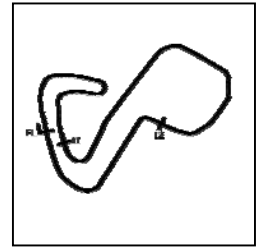
Brands Hatch GP

Circuit Length = 2.4332 miles

Start: 12:08 Flag 12:24 End: 12:26

Quaife Cannons Tin Tops & Modified Saloon Car Championship

EVENT RACE 8 - SECTOR ANALYSIS



SECTOR 1 = FL to I1, SECTOR 2 = I1 to I2, SECTOR 3 = I2 to FL, DIFF = Difference To Personal Best Lap, P = Crossed Finish Line in Pit Lane, D = Time Disallowed

5 -	33.958	87.8	49.134	75.8	26.018	110.0	1:49.110	80.28	0.406	12:18:15.414
6 -	34.083	89.1	49.065	75.9	25.953	110.9	1:49.101	80.29	0.397	12:20:04.515
7 -	34.104	89.3	48.666	77.4	26.773	108.5	1:49.543	79.96	0.839	12:21:54.058
8 -	33.987	91.3	48.581	75.0	26.488	109.2	1:49.056 (3)	80.32	0.352	12:23:43.114
9 -	34.404	89.9	49.267	72.3	26.800	97.8	1:50.471	79.29	1.767	12:25:33.585

P6		5 T3		Kamran TUNIO			Honda Civic EK9 1595			
IDEAL LAP TIME : 1:48.150		BEST LAP TIME : 1:48.150			DIFFERENCE : 0.000					
LAP	SECTOR 1		SECTOR 2		SECTOR 3		LAP TIME	MPH	DIFF	TIME OF DAY
1 -		85.9	49.268	78.7	26.251	107.3	2:03.479	70.94	15.329	12:10:58.872
2 -	33.944	87.1	49.785	81.1	26.039	106.1	1:49.768 (3)	79.80	1.618	12:12:48.640
3 -	33.822	87.9	48.479	81.6	25.849	107.2	1:48.150 (1)	80.99		12:14:36.790
4 -	34.022	87.4	49.550	69.1	26.806	105.1	1:50.378	79.36	2.228	12:16:27.168
5 -	34.512	84.3	49.497	81.7	26.327	105.0	1:50.336	79.39	2.186	12:18:17.504
6 -	34.514	83.7	49.377	80.1	26.311	105.6	1:50.202	79.48	2.052	12:20:07.706
7 -	34.422	85.5	48.808	78.3	26.682	105.3	1:49.912	79.69	1.762	12:21:57.618
8 -	34.159	87.7	49.102	79.8	26.204	105.5	1:49.465 (2)	80.02	1.315	12:23:47.083
9 -	34.153	86.9	49.040	81.5	26.599	102.2	1:49.792	79.78	1.642	12:25:36.875

P7		79 T3		Mikey DAY			Citroen Saxo 1600			
IDEAL LAP TIME : 1:49.834		BEST LAP TIME : 1:50.198			DIFFERENCE : 0.364					
LAP	SECTOR 1		SECTOR 2		SECTOR 3		LAP TIME	MPH	DIFF	TIME OF DAY
1 -		84.6	49.861	78.3	26.590	104.0	2:03.359	71.01	13.161	12:10:58.752
2 -	34.021	85.3	50.638	82.9	26.490	102.6	1:51.149	78.81	0.951	12:12:49.901
3 -	33.865	85.2	50.293	82.9	26.578	103.0	1:50.736 (3)	79.10	0.538	12:14:40.637
4 -	34.114	84.8	50.207	75.4	26.554	101.8	1:50.875	79.00	0.677	12:16:31.512
5 -	34.701	82.3	50.392	81.6	26.488	102.9	1:51.581	78.50	1.383	12:18:23.093
6 -	34.781	83.7	50.190	78.7	26.384	102.6	1:51.355	78.66	1.157	12:20:14.448
7 -	34.286	83.7	49.585	77.8	26.630	102.9	1:50.501 (2)	79.27	0.303	12:22:04.949
8 -	34.107	85.2	49.626	78.7	26.465	102.6	1:50.198 (1)	79.49		12:23:55.147
9 -	34.176	83.7	49.976	79.0	26.795	102.6	1:50.947	78.95	0.749	12:25:46.094

P8		98 T1		Alfie BROOKER			BMW Mini Cooper S 1600			
IDEAL LAP TIME : 1:49.413		BEST LAP TIME : 1:49.714			DIFFERENCE : 0.301					
LAP	SECTOR 1		SECTOR 2		SECTOR 3		LAP TIME	MPH	DIFF	TIME OF DAY
1 -		87.7	50.263	77.9	26.049	107.3	2:04.975	70.09	15.261	12:11:00.368
2 -	33.810	87.7	50.033	79.3	26.144	107.3	1:49.987 (2)	79.64	0.273	12:12:50.355
3 -	33.669	88.3	50.733	77.8	26.309	106.8	1:50.711	79.12	0.997	12:14:41.066
4 -	33.895	88.0	50.944	75.9	26.412	105.5	1:51.251	78.73	1.537	12:16:32.317
5 -	34.129	88.3	50.663	78.7	26.132	107.5	1:50.924	78.97	1.210	12:18:23.241
6 -	34.471	87.0	50.833	77.6	26.510	107.0	1:51.814	78.34	2.100	12:20:15.055
7 -	33.787	89.5	50.307	74.8	26.494	108.4	1:50.588 (3)	79.21	0.874	12:22:05.643
8 -	33.966	87.7	49.695	79.3	26.053	107.3	1:49.714 (1)	79.84		12:23:55.357
9 -	33.966	88.6	50.136	80.7	26.766	108.0	1:50.868	79.01	1.154	12:25:46.225

P9		51 T3		Rikki TAYLOR			Ford Fiesta Zetec 1596			
IDEAL LAP TIME : 1:48.317		BEST LAP TIME : 1:49.454			DIFFERENCE : 1.137					
LAP	SECTOR 1		SECTOR 2		SECTOR 3		LAP TIME	MPH	DIFF	TIME OF DAY
1 -		84.9	51.195	79.3	26.643	107.0	2:08.722	68.05	19.268	12:11:04.115
2 -	34.457	87.4	50.087	85.2	26.077	108.0	1:50.621	79.18	1.167	12:12:54.736
3 -	33.787	86.4	49.143	84.6	26.595	106.5	1:49.525 (2)	79.98	0.071	12:14:44.261
4 -	34.885	87.6	50.923	80.9	26.536	106.0	1:52.344	77.97	2.890	12:16:36.605
5 -	34.639	85.4	49.699	83.0	26.505	105.3	1:50.843	79.02	1.389	12:18:27.448
6 -	33.782	87.3	49.177	84.8	26.752	105.0	1:49.711 (3)	79.84	0.257	12:20:17.159
7 -	33.665	86.2	49.432	83.5	26.357	107.2	1:49.454 (1)	80.03		12:22:06.613
8 -	35.013	85.7	49.237	83.4	26.254	106.0	1:50.504	79.27	1.050	12:23:57.117
9 -	33.869	87.0	48.575	83.5	27.273	106.6	1:49.717	79.84	0.263	12:25:46.834

Weather / Track : Sunny / Dry

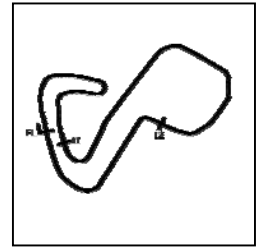
Brands Hatch GP

Circuit Length = 2.4332 miles

Start: 12:08 Flag 12:24 End: 12:26

Quaife Cannons Tin Tops & Modified Saloon Car Championship

EVENT RACE 8 - SECTOR ANALYSIS



SECTOR 1 = FL to I1, SECTOR 2 = I1 to I2, SECTOR 3 = I2 to FL, DIFF = Difference To Personal Best Lap, P = Crossed Finish Line in Pit Lane, D = Time Disallowed

P10 27 T3		Dominic RYAN					Ford Puma 1600				
IDEAL LAP TIME : 1:49.795		BEST LAP TIME : 1:49.803					DIFFERENCE : 0.008				
LAP	SECTOR 1	SECTOR 2		SECTOR 3		LAP TIME	MPH	DIFF	TIME OF DAY		
1 -		84.2	51.662	75.1	26.645	108.4	2:08.283	68.28	18.480	12:11:03.676	
2 -	34.714	87.7	53.146	69.2	26.996	109.6	1:54.856	76.26	5.053	12:12:58.532	
3 -	34.877	87.1	50.528	73.9	26.457	110.0	1:51.862	78.30	2.059	12:14:50.394	
4 -	34.621	89.0	49.698	79.1	26.287	109.1	1:50.606 (3)	79.19	0.803	12:16:41.000	
5 -	34.697	87.7	51.026	78.0	26.915	107.7	1:52.638	77.76	2.835	12:18:33.638	
6 -	34.894	87.1	50.696	74.4	26.397	108.0	1:51.987	78.22	2.184	12:20:25.625	
7 -	34.248	88.3	49.454	77.1	26.101	108.9	1:49.803 (1)	79.77		12:22:15.428	
8 -	34.566	86.3	49.446	75.6	26.273	106.8	1:50.285 (2)	79.42	0.482	12:24:05.713	
9 -	34.463	88.4	49.553	80.1	26.630	105.6	1:50.646	79.16	0.843	12:25:56.359	

P11 78 T3		Steve EVERSON					Citroen Saxo VTR 1600				
IDEAL LAP TIME : 1:50.846		BEST LAP TIME : 1:50.964					DIFFERENCE : 0.118				
LAP	SECTOR 1	SECTOR 2		SECTOR 3		LAP TIME	MPH	DIFF	TIME OF DAY		
1 -		81.6	52.231	76.8	27.179	103.7	2:08.241	68.30	17.277	12:11:03.634	
2 -	34.496	84.3	49.866	83.4	26.602	104.8	1:50.964 (1)	78.94		12:12:54.598	
3 -	34.781	83.9	49.748	82.8	26.946	104.6	1:51.475 (3)	78.58	0.511	12:14:46.073	
4 -	34.670	84.5	51.122	79.3	26.997	103.0	1:52.789	77.66	1.825	12:16:38.862	
5 -	34.837	83.8	50.382	79.1	26.910	103.2	1:52.129	78.12	1.165	12:18:30.991	
6 -	34.581	83.6	50.139	81.6	27.259	103.2	1:51.979	78.22	1.015	12:20:22.970	
7 -	34.764	83.3	50.057	81.2	26.972	102.7	1:51.793	78.35	0.829	12:22:14.763	
8 -	34.976	84.2	50.111	80.1	26.804	103.2	1:51.891	78.28	0.927	12:24:06.654	
9 -	34.653	84.4	49.866	82.5	26.950	102.6	1:51.469 (2)	78.58	0.505	12:25:58.123	

P12 8 T2		Jamie PRIMETT					Honda Civic 1797				
IDEAL LAP TIME : 1:49.893		BEST LAP TIME : 1:50.114					DIFFERENCE : 0.221				
LAP	SECTOR 1	SECTOR 2		SECTOR 3		LAP TIME	MPH	DIFF	TIME OF DAY		
1 -		79.2	53.377	72.2	26.927	107.2	2:10.519	67.11	20.405	12:11:05.912	
2 -	34.841	86.7	50.512	72.5	27.011	107.3	1:52.364	77.95	2.250	12:12:58.276	
3 -	34.758	85.0	50.480	74.8	26.545	108.2	1:51.783	78.36	1.669	12:14:50.059	
4 -	36.389	84.9	50.123	74.7	26.151	109.8	1:52.663	77.75	2.549	12:16:42.722	
5 -	34.957	88.4	50.483	73.9	26.317	110.3	1:51.757	78.38	1.643	12:18:34.479	
6 -	34.520	87.4	50.761	74.2	26.441	109.8	1:51.722	78.40	1.608	12:20:26.201	
7 -	34.294	87.2	49.495	78.6	26.325	108.9	1:50.114 (1)	79.55		12:22:16.315	
8 -	35.596	85.7	49.554	77.6	26.463	109.2	1:51.613 (3)	78.48	1.499	12:24:07.928	
9 -	34.247	87.1	49.676	80.2	26.486	108.2	1:50.409 (2)	79.33	0.295	12:25:58.337	

P13 76 T3		Marcus BICKNELL					Citroen Saxo 1600				
IDEAL LAP TIME : 1:51.002		BEST LAP TIME : 1:51.384					DIFFERENCE : 0.382				
LAP	SECTOR 1	SECTOR 2		SECTOR 3		LAP TIME	MPH	DIFF	TIME OF DAY		
1 -		81.3	52.119	72.3	26.921	108.4	2:10.939	66.89	19.555	12:11:06.332	
2 -	35.729	84.8	50.028	74.1	27.037	107.3	1:52.794	77.66	1.410	12:12:59.126	
3 -	34.839	85.5	50.567	72.4	26.556	107.2	1:51.962 (3)	78.23	0.578	12:14:51.088	
4 -	34.924	86.1	49.873	74.3	26.587	106.3	1:51.384 (1)	78.64		12:16:42.472	
5 -	34.996	86.1	52.866	76.2	27.792	101.6	1:55.654	75.74	4.270	12:18:38.126	
6 -	35.953	82.2	50.529	72.8	26.810	104.5	1:53.292	77.32	1.908	12:20:31.418	
7 -	35.107	86.0	50.369	71.1	27.491	102.9	1:52.967	77.54	1.583	12:22:24.385	
8 -	35.612	86.3	50.518	74.8	27.292	103.7	1:53.422	77.23	2.038	12:24:17.807	
9 -	34.934	85.9	49.607	73.6	26.926	101.9	1:51.467 (2)	78.58	0.083	12:26:09.274	

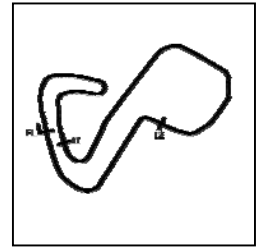
P14 49 T2		David HUTCHINS					Honda Civic Type R 1998				
IDEAL LAP TIME : 1:50.919		BEST LAP TIME : 1:51.809					DIFFERENCE : 0.890				
LAP	SECTOR 1	SECTOR 2		SECTOR 3		LAP TIME	MPH	DIFF	TIME OF DAY		
1 -		83.0	53.965	77.5	27.334	110.5	2:13.865	65.43	22.056	12:11:09.258	
2 -	36.019	79.5	52.573	77.1	26.867	111.1	1:55.459	75.86	3.650	12:13:04.717	
3 -	34.568	89.9	51.184	76.0	26.585	111.2	1:52.337	77.97	0.528	12:14:57.054	
4 -	34.885	83.2	51.415	78.8	26.988	106.1	1:53.288	77.32	1.479	12:16:50.342	

Weather / Track : Sunny / Dry

Brands Hatch GP
Circuit Length = 2.4332 miles
Start: 12:08 Flag 12:24 End: 12:26

Quaife Cannons Tin Tops & Modified Saloon Car Championship

EVENT RACE 8 - SECTOR ANALYSIS



SECTOR 1 = FL to I1, SECTOR 2 = I1 to I2, SECTOR 3 = I2 to FL, DIFF = Difference To Personal Best Lap, P = Crossed Finish Line in Pit Lane, D = Time Disallowed

5 -	34.865	85.2	50.888	76.6	26.918	110.9	1:52.671	77.74	0.862	12:18:43.013
6 -	34.623	89.8	50.948	77.0	26.389	111.6	1:51.960 (2)	78.24	0.151	12:20:34.973
7 -	34.678	89.3	50.513	76.2	26.618	110.7	1:51.809 (1)	78.34		12:22:26.782
8 -	34.202	86.7	50.747	76.6	27.212	111.2	1:52.161 (3)	78.10	0.352	12:24:18.943
9 -	34.017	75.8	50.845	73.2	27.451	108.9	1:52.313	77.99	0.504	12:26:11.256

P15 66 TP		Terry WALLER		Ford Fiesta ST150 1999							
IDEAL LAP TIME : 1:51.595		BEST LAP TIME : 1:52.620		DIFFERENCE : 1.025							
LAP	SECTOR 1	SECTOR 2	SECTOR 3	LAP TIME	MPH	DIFF	TIME OF DAY				
1 -		78.4	53.824	77.1	27.373	101.8	2:12.469	66.12	19.849	12:11:07.862	
2 -	36.555	78.4	50.419	76.0	26.753	103.0	1:53.727	77.02	1.107	12:13:01.589	
3 -	34.764	83.0	50.352	72.2	28.256	100.9	1:53.372	77.26	0.752	12:14:54.961	
4 -	35.748	83.0	51.325	79.3	27.677	101.6	1:54.750	76.33	2.130	12:16:49.711	
5 -	35.027	82.2	51.859	71.5	27.610	101.9	1:54.496	76.50	1.876	12:18:44.207	
6 -	34.992	81.9	52.621	76.9	27.925	102.2	1:55.538	75.81	2.918	12:20:39.745	
7 -	35.068	82.6	50.463	79.4	27.372	101.2	1:52.903 (3)	77.58	0.283	12:22:32.648	
8 -	35.516	81.5	50.078	80.1	27.112	101.3	1:52.706 (2)	77.72	0.086	12:24:25.354	
9 -	35.134	82.1	50.384	80.7	27.102	101.6	1:52.620 (1)	77.78		12:26:17.974	

P16 77 T3		Chris BICKNELL		Citroen Saxo 1600							
IDEAL LAP TIME : 1:51.934		BEST LAP TIME : 1:52.307		DIFFERENCE : 0.373							
LAP	SECTOR 1	SECTOR 2	SECTOR 3	LAP TIME	MPH	DIFF	TIME OF DAY				
1 -		81.4	53.447	72.9	27.350	103.8	2:11.641	66.54	19.334	12:11:07.034	
2 -	35.503	81.2	51.543	77.1	26.811	102.6	1:53.857	76.93	1.550	12:13:00.891	
3 -	35.002	83.0	51.500	76.2	27.898	100.1	1:54.400	76.57	2.093	12:14:55.291	
4 -	36.281	83.6	52.387	75.4	27.525	102.7	1:56.193	75.39	3.886	12:16:51.484	
5 -	35.798	83.6	52.061	70.5	27.651	102.2	1:55.510	75.83	3.203	12:18:46.994	
6 -	35.614	81.7	51.614	74.3	27.263	101.9	1:54.491	76.51	2.184	12:20:41.485	
7 -	35.571	80.4	51.126	82.3	27.046	100.7	1:53.743 (3)	77.01	1.436	12:22:35.228	
8 -	35.108	82.4	50.121	81.6	27.078	101.6	1:52.307 (1)	77.99		12:24:27.535	
9 -	35.731	80.7	50.805	80.9	26.860	101.3	1:53.396 (2)	77.25	1.089	12:26:20.931	

P17 198 T1		David CHARLTON		Seat Leon 1984							
IDEAL LAP TIME : 1:50.569		BEST LAP TIME : 1:51.290		DIFFERENCE : 0.721							
LAP	SECTOR 1	SECTOR 2	SECTOR 3	LAP TIME	MPH	DIFF	TIME OF DAY				
1 -		85.2	54.270	71.5	26.643	115.9	2:12.721	66.00	21.431	12:11:08.114	
2 -	35.358	86.3	49.605	73.3	26.327	112.9	1:51.290 (1)	78.71		12:12:59.404	
3 -	35.450	84.0	51.524	71.0	28.253	101.8	1:55.227	76.02	3.937	12:14:54.631	
4 -	35.692	84.7	51.697	71.2	28.370	102.4	1:55.759	75.67	4.469	12:16:50.390	
5 -	35.762	85.5	52.873	69.8	27.875	99.8	1:56.510	75.18	5.220	12:18:46.900	
6 -	35.539	88.1	51.346	74.8	27.240	103.8	1:54.125 (3)	76.75	2.835	12:20:41.025	
7 -	35.789	81.0	52.128	75.2	27.522	100.4	1:55.439	75.88	4.149	12:22:36.464	
8 -	35.255	85.2	52.706	74.4	27.511	102.4	1:55.472	75.86	4.182	12:24:31.936	
9 -	34.637	84.2	49.849	72.3	27.439	100.3	1:51.925 (2)	78.26	0.635	12:26:23.861	

P18 68 TP		Harry NAERGER		Ford Fiesta							
IDEAL LAP TIME : 2:07.480		BEST LAP TIME : 2:08.113		DIFFERENCE : 0.633							
LAP	SECTOR 1	SECTOR 2	SECTOR 3	LAP TIME	MPH	DIFF	TIME OF DAY				
1 -		72.6	59.008	60.8	31.310	94.5	2:29.131	58.73	21.018	12:11:24.524	
2 -	39.853	74.4	58.442	61.4	30.490	95.1	2:08.785 (2)	68.01	0.672	12:13:33.309	
3 -	40.159	73.5	58.039	63.0	30.970	85.7	2:09.168	67.81	1.055	12:15:42.477	
4 -	40.076	72.4	58.611	64.2	30.334	96.6	2:09.021 (3)	67.89	0.908	12:17:51.498	
5 -	39.368	73.9	57.778	63.9	30.967	95.3	2:08.113 (1)	68.37		12:19:59.611	
6 -	39.837	68.4	59.016	58.8	32.966	93.2	2:11.819	66.45	3.706	12:22:11.430	
7 -	41.715	69.5	59.140	58.9	30.902	93.7	2:11.757	66.48	3.644	12:24:23.187	
8 -	40.532	66.6	58.363	65.7	31.522	85.4	2:10.417	67.16	2.304	12:26:33.604	

Weather / Track : Sunny / Dry

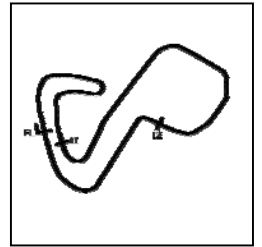
Brands Hatch GP

Circuit Length = 2.4332 miles

Start: 12:08 Flag 12:24 End: 12:26

Quaife Cannons Tin Tops & Modified Saloon Car Championship

EVENT RACE 8 - SECTOR ANALYSIS



SECTOR 1 = FL to I1, SECTOR 2 = I1 to I2, SECTOR 3 = I2 to FL, DIFF = Difference To Personal Best Lap, P = Crossed Finish Line in Pit Lane, D = Time Disallowed

P19 252 T1		Kevin PALMER					BMW Mini Cooper S 1600				
IDEAL LAP TIME : 1:52.470		BEST LAP TIME : 1:52.878					DIFFERENCE : 0.408				
LAP	SECTOR 1	SECTOR 2		SECTOR 3		LAP TIME	MPH	DIFF	TIME OF DAY		
1 -		82.9	54.440	77.9	26.788	109.2	2:14.247	65.25	21.369	12:11:09.640	
2 -	36.089	81.5	53.004	77.9	26.635	109.6	1:55.728	75.69	2.850	12:13:05.368	
3 -	35.022	86.3	51.757	78.3	26.263	108.7	1:53.042 (2)	77.49	0.164	12:14:58.410	
4 -	35.178	85.3	51.466	80.0	26.582	108.2	1:53.226 (3)	77.36	0.348	12:16:51.636	
5 -	34.804	85.7	51.403	78.3	26.671	106.5	1:52.878 (1)	77.60		12:18:44.514	
6 -	35.066	84.0	52.104	74.3	34.762		2:01.932	71.84	9.054	12:20:46.446	

P20 115 T2		Vic HOPE					Honda Civic Type R 2000				
IDEAL LAP TIME : 1:49.559		BEST LAP TIME : 1:50.468					DIFFERENCE : 0.909				
LAP	SECTOR 1	SECTOR 2		SECTOR 3		LAP TIME	MPH	DIFF	TIME OF DAY		
1 -		87.9	50.907	74.2	26.197	114.3	2:06.900	69.02	16.432	12:11:02.293	
2 -	34.130	86.0	50.215	74.7	26.259	113.9	1:50.604 (2)	79.20	0.136	12:12:52.897	
3 -	33.780	90.4	49.582	72.2	27.106	107.3	1:50.468 (1)	79.29		12:14:43.365	
4 -	37.664	85.8	51.712	72.7	27.653	105.5	1:57.029 (3)	74.85	6.561	12:16:40.394	
5 -	38.787	71.6	52.193	67.2	28.749	97.2	1:59.729	73.16	9.261	12:18:40.123	

P21 36 A		Paul EVE					Ford Escort Cosworth WRC 1995				
IDEAL LAP TIME : 1:46.060		BEST LAP TIME : 1:53.058					DIFFERENCE : 6.998				
LAP	SECTOR 1	SECTOR 2		SECTOR 3		LAP TIME	MPH	DIFF	TIME OF DAY		
1 -	OUTLAP	94.2	47.628	81.6	25.114	111.6	1:48.811	80.50		12:10:44.204	
2 -	33.318	96.5	53.079	70.0	26.661	88.0	1:53.058 (1)	77.48		12:12:37.262	
3 -	34.877	97.5	55.955	77.4	26.754	100.0	1:57.586 (2)	74.49	4.528	12:14:34.848	
4 -	38.072	90.8	51.507	64.9	28.727	119.4	1:58.306 (3)	74.04	5.248	12:16:33.154	
5 -	34.537	94.3	54.984	79.0	IN PIT		2:23.740 P	60.94	30.682	12:18:56.894	

P22 19 TP		Gideon SEPTEMBER					Ford Puma				
IDEAL LAP TIME : 2:03.392		BEST LAP TIME : 2:03.499					DIFFERENCE : 0.107				
LAP	SECTOR 1	SECTOR 2		SECTOR 3		LAP TIME	MPH	DIFF	TIME OF DAY		
1 -		75.2	56.846	69.2	29.765		2:21.803	61.77	18.304	12:11:17.196	
2 -	37.754	72.8	56.821	66.3	29.722		2:04.297 (2)	70.47	0.798	12:13:21.493	
3 -	37.857	76.8	57.552	57.5	29.902		2:05.311 (3)	69.90	1.812	12:15:26.804	
4 -	37.861	75.4	56.020	68.1	29.618		2:03.499 (1)	70.93		12:17:30.303	
5 -	37.962	69.3	58.245	71.3	31.472		2:07.679	68.60	4.180	12:19:37.982	

P23 52 T2		Daniel FISHER					Honda Civic Type R 1998				
IDEAL LAP TIME : 1:46.566		BEST LAP TIME : 1:47.129					DIFFERENCE : 0.563				
LAP	SECTOR 1	SECTOR 2		SECTOR 3		LAP TIME	MPH	DIFF	TIME OF DAY		
1 -		83.0	47.964	75.3	25.561	114.5	1:58.181	74.12	11.052	12:10:53.574	
2 -	33.457	90.9	47.878	73.9	25.830	114.7	1:47.165 (2)	81.74	0.036	12:12:40.739	
3 -	33.306	89.5	47.699	76.0	26.124	113.3	1:47.129 (1)	81.76		12:14:27.868	
4 -	34.259	86.3	49.441	72.3	26.202	113.7	1:49.902 (3)	79.70	2.773	12:16:17.770	

P24 172 T3		Ben FORBES					Citroen Saxo 1600				
IDEAL LAP TIME : 1:58.568		BEST LAP TIME : 2:13.694					DIFFERENCE : 15.126				
LAP	SECTOR 1	SECTOR 2		SECTOR 3		LAP TIME	MPH	DIFF	TIME OF DAY		
1 -		82.0	53.714	76.9	28.215	100.1	2:13.694 (1)	65.52		12:11:09.087	

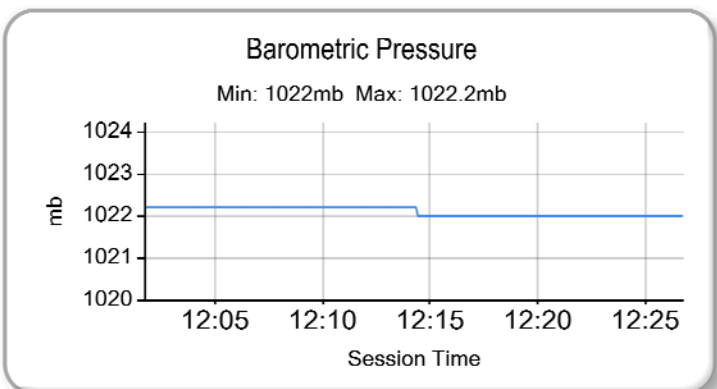
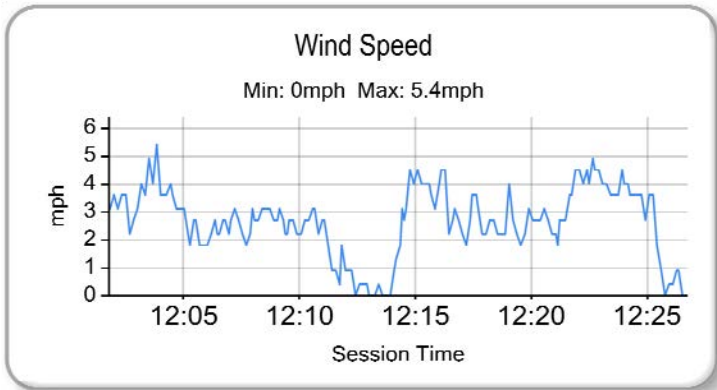
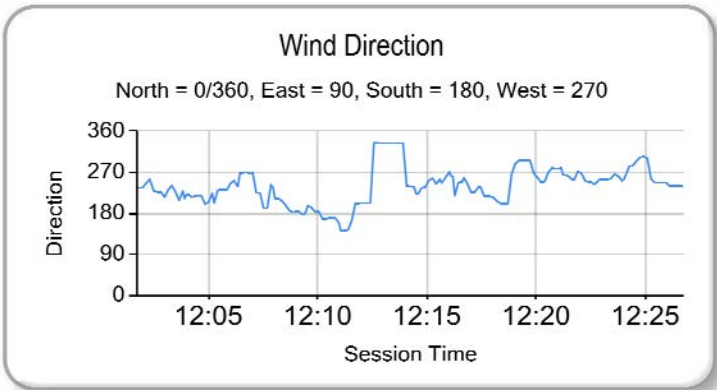
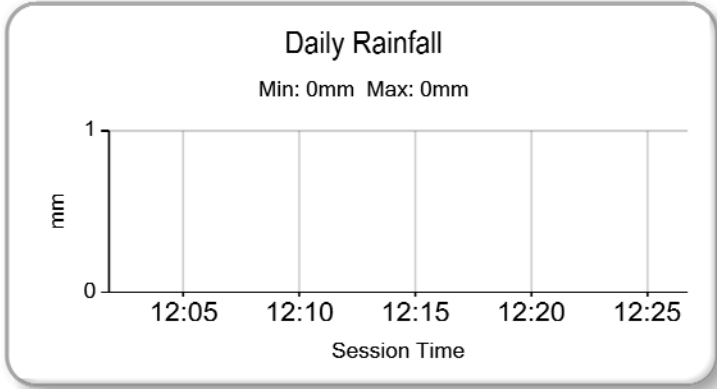
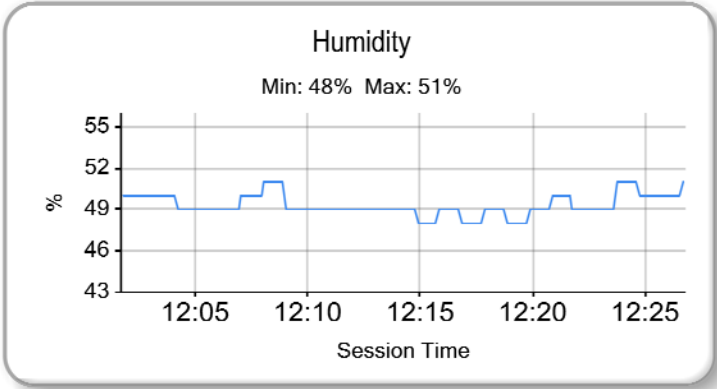
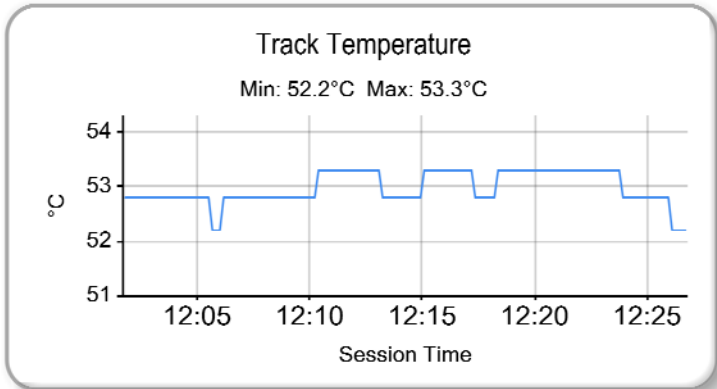
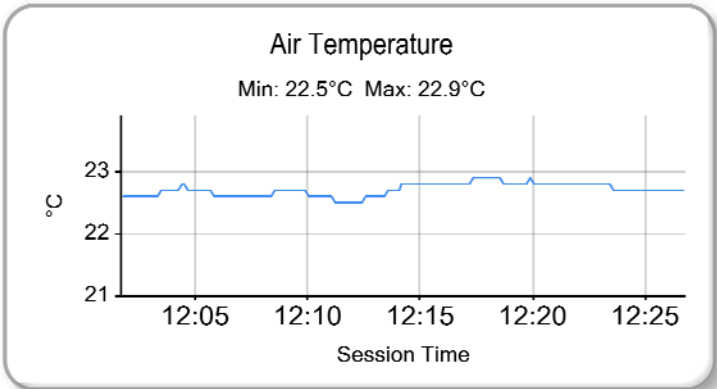
P25 74 D		Sean FAIRWEATHER					Ford Sierra RS Cosworth 1993				
IDEAL LAP TIME :		BEST LAP TIME :					DIFFERENCE :				
LAP	SECTOR 1	SECTOR 2		SECTOR 3		LAP TIME	MPH	DIFF	TIME OF DAY		
1 -	OUTLAP	88.3	1:15.265	44.7	IN PIT		3:10.079 P	46.08		12:12:05.471	

Weather / Track : Sunny / Dry

Brands Hatch GP
Circuit Length = 2.4332 miles
Start: 12:08 Flag 12:24 End: 12:26

Quaife Cannons Tin Tops & Modified Saloon Car Championship

EVENT RACE 8 - WEATHER CONDITIONS



Weather / Track : Sunny / Dry


Results can be found at www.tsl-timing.com

Brands Hatch GP
Circuit Length = 2.4332 miles
Start: 12:08 Flag 12:24 End: 12:26

Printed - 12:40 Sunday, 05 August 2018

Quaife Cannons Tin Tops & Modified Saloon Car Championship

EVENT RACE 14 - GRID (15 minutes)

ROW 18	35	46 Nicholas LUNN	36	87 Graham RICHARDSON
ROW 17	33	7 Danny BROOKER	34	199 Robert HOSIER
ROW 16	31	52 Daniel FISHER	32	172 Ben FORBES
ROW 15	29	115 Vic HOPE	30	19 Gideon SEPTEMBER
ROW 14	27	68 Harry NAERGER	28	252 Kevin PALMER
ROW 13	25	77 Chris BICKNELL	26	198 David CHARLTON
ROW 12	23	49 David HUTCHINS	24	66 Terry WALLER
ROW 11	21	8 Jamie PRIMETT	22	76 Marcus BICKNELL
ROW 10	19	27 Dominic RYAN	20	78 Steve EVERSON
ROW 9	17	98 Alfie BROOKER	18	51 Rikki TAYLOR
ROW 8	15	5 Kamran TUNIO	16	79 Mikey DAY
ROW 7	13	10 Bradley LANE	14	64 Adrian MATTHEWS
ROW 6				
ROW 5	9	50 Alex SIDWELL		
ROW 4	7	17 Tony SKELTON	8	28 Malcolm WISE
ROW 3	5	74 Sean FAIRWEATHER	6	45 Martyn SCOTT
ROW 2	3	44 Rod BIRLEY	4	36 Paul EVE
ROW 1	1	21 Adrian BRADLEY	2	14 David COWAN
Pole				
				

Brands Hatch GP
Circuit Length = 2.4332 miles

These results are provisional until the conclusion of any judicial and technical matters.

Clerk Of Course :

Timekeeper :

Quaife Cannons Tin Tops & Modified Saloon Car Championship

EVENT RACE 14 - CLASSIFICATION

POS	NO	CL	PIC NAME	ENTRY	LAPS	TIME	GAP	DIFF	MPH	BEST	ON
1	50	B	1 Alex SIDWELL	Holden Commodore 5000	9	15:11.954			86.45	1:38.180	7
2	44	A	1 Rod BIRLEY	Ford Escort WRC 2000	9	15:15.133	3.179	3.179	86.14	1:38.985	9
3	21	C	1 Adrian BRADLEY	BMW M3 3200	9	15:40.556	28.602	25.423	83.82	1:43.347	4
4	14	C	2 David COWAN	BMW M3 E46 3246	9	15:44.519	32.565	3.963	83.46	1:43.656	7
5	52	T2	1 Daniel FISHER	Honda Civic Type R 1998	9	16:14.843	1:02.889	30.324	80.87	1:45.627	5
6	10	T2	2 Bradley LANE	Honda Civic Type R 1998	9	16:25.143	1:13.189	10.300	80.02	1:47.410	5
7	64	T3	1 Adrian MATTHEWS	Ford Puma 1596	9	16:26.754	1:14.800	1.611	79.89	1:47.612	5
8	5	T3	2 Kamran TUNIO	Honda Civic EK9 1595	9	16:27.209	1:15.255	0.455	79.86	1:47.779	9
9	51	T3	3 Rikki TAYLOR	Ford Fiesta Zetec 1596	9	16:37.026	1:25.072	9.817	79.07	1:48.413	9
10	98	T1	1 Alfie BROOKER	BMW Mini Cooper S 1600	9	16:42.697	1:30.743	5.671	78.62	1:49.507	9
11	36	A	2 Paul EVE	Ford Escort Cosworth WRC 1995	9	16:48.504	1:36.550	5.807	78.17	1:44.064	2
12	79	T3	4 Mikey DAY	Citroen Saxo 1600	9	16:52.814	1:40.860	4.310	77.84	1:50.194	4
13	87	T2	3 Graham RICHARDSON	Honda Civic Type R EP3 1998	9	17:00.561	1:48.607	7.747	77.25	1:50.303	7
14	78	T3	5 Steve EVERSON	Citroen Saxo VTR 1600	9	17:01.621	1:49.667	1.060	77.17	1:50.131	7
15	49	T2	4 David HUTCHINS	Honda Civic Type R 1998	8	15:17.806	1 Lap	1 Lap	76.35	1:51.233	6
16	19	TP	1 Gideon SEPTEMBER	Ford Puma	8	17:14.920	1 Lap	1:57.114	67.71	2:04.156	2
17	68	TP	2 Harry NAERGER	Ford Fiesta	7	15:15.979	2 Laps	1 Lap	66.94	2:08.140	5
18	46	T2	5 Nicholas LUNN	Honda Integra DC2 Type R 1797	7	15:16.812	2 Laps	0.833	66.88	2:07.879	3

NOT CLASSIFIED

DNF	74	D	Sean FAIRWEATHER	Ford Sierra RS Cosworth 1993	8	15:36.661	1 Lap	0.000	74.81	1:46.515	5
DNF	45	B	Martyn SCOTT	BMW E30 3200	7	13:58.125	2 Laps	1 Lap	73.16	1:50.662	6
DNF	172	T3	Ben FORBES	Citroen Saxo 1600	7	14:29.588	2 Laps	31.462	70.51	1:52.982	5
DNF	252	T1	Kevin PALMER	BMW Mini Cooper S 1600	6	11:32.209	3 Laps	1 Lap	75.92	1:52.777	3
DNF	77	T3	Chris BICKNELL	Citroen Saxo 1600	6	11:35.709	3 Laps	3.500	75.54	1:52.651	6
DNF	115	T2	Vic HOPE	Honda Civic Type R 2000	2	4:55.147	7 Laps	4 Laps	59.35		

FASTEST LAP

50	B	Alex SIDWELL	Holden Commodore 5000	7	1:38.180	89.22 mph	143.58 kph
44	A	Rod BIRLEY	Ford Escort WRC 2000	9	1:38.985	88.49 mph	142.42 kph
21	C	Adrian BRADLEY	BMW M3 3200	4	1:43.347	84.76 mph	136.41 kph
52	T2	Daniel FISHER	Honda Civic Type R 1998	5	1:45.627	82.93 mph	133.46 kph
74	D	Sean FAIRWEATHER	Ford Sierra RS Cosworth 1993	5	1:46.515	82.24 mph	132.35 kph
64	T3	Adrian MATTHEWS	Ford Puma 1596	5	1:47.612	81.40 mph	131.00 kph
98	T1	Alfie BROOKER	BMW Mini Cooper S 1600	9	1:49.507	79.99 mph	128.73 kph
19	TP	Gideon SEPTEMBER	Ford Puma	2	2:04.156	70.55 mph	113.54 kph

Weather / Track : Sunny / Dry

These results are provisional until the conclusion of any judicial and technical matters.

Brands Hatch GP

Circuit Length = 2.4332 miles

Start: 17:42 Flag 17:57 End: 18:00

Clerk Of Course :	Timekeeper :
-------------------	--------------

Quaife Cannons Tin Tops & Modified Saloon Car Championship

EVENT RACE 14 - LAP CHART

LAP 1 @ 17:44:21.051			LAP 2 @ 17:46:01.177			LAP 3 @ 17:47:44.202			LAP 4 @ 17:49:25.755			LAP 5 @ 17:51:08.512		
NO	BEHIND	LAP TIME	NO	BEHIND	LAP TIME	NO	BEHIND	LAP TIME	NO	BEHIND	LAP TIME	NO	BEHIND	LAP TIME
44		1:43.705	44		1:40.126	44		1:43.025	50		1:41.115	50		1:42.757
21	3.120	1:46.825	50	4.424	1:40.059	50	0.438	1:39.039	44	2.526	1:44.079	44	2.255	1:42.486
50	4.491	1:48.196	21	7.871	1:44.877	21	9.124	1:44.278	21	10.918	1:43.347	21	13.413	1:45.252
14	4.740	1:48.445	36	8.880	1:44.064	14	12.131	1:44.598	14	15.137	1:44.559	19	1 Lap	2:10.763
36	4.942	1:48.647	14	10.558	1:45.944	36	16.519	1:50.664	36	26.919	1:51.953	68	1 Lap	2:08.551
45	11.760	1:55.465	74	19.348	1:47.492	74	24.407	1:48.084	74	30.386	1:47.532	14	17.313	1:44.933
74	11.982	1:55.687	45	23.825	1:52.191	52	28.838	1:47.458	52	33.335	1:46.050	46	1 Lap	2:09.727
10	14.361	1:58.066	10	23.880	1:49.645	10	29.653	1:48.798	10	35.803	1:47.703	74	34.144	1:46.515
5	15.694	1:59.399	52	24.405	1:46.212	64	30.509	1:48.352	64	37.105	1:48.149	52	36.205	1:45.627
64	15.852	1:59.557	5	24.642	1:49.074	5	31.217	1:49.600	5	37.849	1:48.185	36	36.539	1:52.377
51	18.121	2:01.826	64	25.182	1:49.456	45	33.546	1:52.746	51	43.460	1:50.614	10	40.456	1:47.410
52	18.319	2:02.024	51	27.212	1:49.217	51	34.399	1:50.212	45	44.373	1:52.380	64	41.960	1:47.612
98	18.797	2:02.502	98	29.615	1:50.944	98	36.759	1:50.169	98	45.068	1:49.862	5	42.969	1:47.877
79	18.841	2:02.546	79	29.962	1:51.247	79	37.270	1:50.333	79	45.911	1:50.194	51	49.232	1:48.529
49	21.733	2:05.438	49	34.626	1:53.019	49	44.050	1:52.449	87	56.061	1:53.083	98	52.343	1:50.032
78	22.549	2:06.254	78	36.113	1:53.690	87	44.531	1:50.730	78	56.983	1:52.760	45	53.882	1:52.266
252	23.100	2:06.805	252	36.287	1:53.313	78	45.776	1:52.688	49	57.475	1:54.978	79	54.945	1:51.791
77	24.347	2:08.052	87	36.826	1:51.674	252	46.039	1:52.777	252	57.930	1:53.444	87	1:04.498	1:51.194
172	25.152	2:08.857	77	38.371	1:54.150	172	49.590	1:53.768	172	1:01.424	1:53.387	78	1:05.638	1:51.412
87	25.278	2:08.983	172	38.847	1:53.821	77	50.014	1:54.668	77	1:01.744	1:53.283	49	1:07.411	1:52.693
115	27.495	2:11.200	19	1:03.268	2:04.156	19	1:29.541	2:09.298				252	1:08.070	1:52.897
68	37.367	2:21.072	68	1:06.957	2:09.716	68	1:32.789	2:08.857				172	1:11.649	1:52.982
19	39.238	2:22.943	46	1:08.194	2:07.883	46	1:33.048	2:07.879				77	1:11.892	1:52.905
46	40.437	2:24.142	115	1:31.315	2:43.946 P									

Weather / Track : Sunny / Dry

Results can be found at www.tsl-timing.com

Page 1 of 2

Brands Hatch GP

Circuit Length = 2.4332 miles

Start: 17:42 Flag 17:57 End: 18:00

Printed - 18:02 Sunday, 05 August 2018

Quaife Cannons Tin Tops & Modified Saloon Car Championship

EVENT RACE 14 - LAP CHART

LAP 6 @ 17:52:48.744			LAP 7 @ 17:54:26.924			LAP 8 @ 17:56:06.846			LAP 9 @ 17:57:49.300		
NO	BEHIND	LAP TIME	NO	BEHIND	LAP TIME	NO	BEHIND	LAP TIME	NO	BEHIND	LAP TIME
50		1:40.232	50		1:38.180	50		1:39.922	50		1:42.454
44	3.088	1:41.065	44	5.709	1:40.801	44	6.648	1:40.861	44	3.179	1:38.985
21	16.858	1:43.677	21	22.901	1:44.223	21	27.186	1:44.207	68	2 Laps	2:10.660
14	21.371	1:44.290	14	26.847	1:43.656	45	1 Lap	2:42.415 P	46	2 Laps	2:09.735
74	40.803	1:46.891	52	50.950	1:47.370	14	30.751	1:43.826	49	1 Lap	1:55.098
19	1 Lap	2:05.876	74	57.824	1:55.201	52	57.485	1:46.457	74	1 Lap	2:49.259 P
52	41.760	1:45.787	10	59.142	1:49.251	172	1 Lap	2:51.406 P	21	28.602	1:43.870
68	1 Lap	2:08.140	64	59.937	1:48.545	10	1:07.552	1:48.332	14	32.565	1:44.268
46	1 Lap	2:08.811	5	1:00.815	1:48.190	64	1:09.617	1:49.602	52	1:02.889	1:47.858
10	48.071	1:47.847	36	1:06.612	1:56.007	5	1:09.930	1:49.037	10	1:13.189	1:48.091
36	48.785	1:52.478	51	1:10.129	1:50.418	51	1:19.113	1:48.906	64	1:14.800	1:47.637
64	49.572	1:47.844	19	1 Lap	2:08.802	36	1:21.116	1:54.426	5	1:15.255	1:47.779
5	50.805	1:48.068	98	1:13.552	1:50.043	98	1:23.690	1:50.060	51	1:25.072	1:48.413
51	57.891	1:48.891	68	1 Lap	2:08.983	79	1:31.690	1:52.595	98	1:30.743	1:49.507
98	1:01.689	1:49.578	46	1 Lap	2:08.635	19	1 Lap	2:05.648	36	1:36.550	1:57.888
45	1:04.312	1:50.662	79	1:19.017	1:52.000	87	1:39.237	1:52.431	79	1:40.860	1:51.624
79	1:05.197	1:50.484	87	1:26.728	1:50.303	78	1:40.399	1:52.692	87	1:48.607	1:51.824
87	1:14.605	1:50.339	78	1:27.629	1:50.131				78	1:49.667	1:51.722
78	1:15.678	1:50.272	49	1:33.130	1:52.898				19	1 Lap	2:07.434
49	1:18.412	1:51.233									
252	1:20.811	1:52.973									
77	1:24.311	1:52.651									
172	1:26.784	1:55.367									

Weather / Track : Sunny / Dry

Results can be found at www.tsl-timing.com

Page 2 of 2

Brands Hatch GP
Circuit Length = 2.4332 miles
Start: 17:42 Flag 17:57 End: 18:00

Printed - 18:02 Sunday, 05 August 2018

Quaife Cannons Tin Tops & Modified Saloon Car Championship

EVENT RACE 14 - POSITION CHART

No	Name	Lap Pos										
			1	2	3	4	5	6	7	8	9	
21	BRADLEY	1	44	44	44	50	50	50	50	50	50	
14	COWAN	2	21	50	50	44	44	44	44	44	44	
44	BIRLEY	3	50	21	21	21	21	21	21	21	21	
36	EVE	4	14	36	14	14	14	14	14	14	14	
74	FAIRWEATHER	5	36	14	36	36	74	74	52	52	52	
45	SCOTT	6	45	74	74	74	52	52	74	10	10	
50	SIDWELL	7	74	45	52	52	36	10	10	64	64	
10	LANE	8	10	10	10	10	10	36	64	5	5	
64	MATTHEWS	9	5	52	64	64	64	64	5	51	51	
5	TUNIO	10	64	5	5	5	5	5	36	36	98	
79	DAY	11	51	64	45	51	51	51	51	98	36	
98	BROOKER	12	52	51	51	45	98	98	98	79	79	
51	TAYLOR	13	98	98	98	98	45	45	79	87	87	
78	EVERSON	14	79	79	79	79	79	79	87	78	78	
49	HUTCHINS	15	49	49	49	87	87	87	78	49		
77	BICKNELL	16	78	78	87	78	78	78	49	74		
68	NAERGER	17	252	252	78	49	49	49	45	19		
252	PALMER	18	77	87	252	252	252	252	172			
115	HOPE	19	172	77	172	172	172	77	19			
19	SEPTEMBER	20	87	172	77	77	77	172	68			
52	FISHER	21	115	19	19	19	19	19	46			
172	FORBES	22	68	68	68	68	68	68				
46	LUNN	23	19	46	46	46	46	46				
87	RICHARDSON	24	46	115								

Weather / Track : Sunny / Dry

Results can be found at www.tsl-timing.com

Brands Hatch GP
 Circuit Length = 2.4332 miles
 Start: 17:42 Flag 17:57 End: 18:00

Printed - 18:03 Sunday, 05 August 2018

Quaife Cannons Tin Tops & Modified Saloon Car Championship

EVENT RACE 14 - BEST SECTORS

SECTOR 1			SECTOR 2			SECTOR 3			IDEAL / BEST COMPARISON						
POS	NO	NAME	TIME	NO	NAME	TIME	NO	NAME	TIME	POS	NO	NAME	IDEAL	BEST	DIFF
													PERFECT LAP	1:37.892	
1	44	BIRLEY	31.224	50	SIDWELL	43.339	50	SIDWELL	23.329	1	50	SIDWELL	1:38.068	1:38.180	0.112
2	50	SIDWELL	31.400	44	BIRLEY	43.811	44	BIRLEY	23.788	2	44	BIRLEY	1:38.823	1:38.985	0.162
3	21	BRADLEY	32.294	21	BRADLEY	46.040	14	COWAN	24.666	3	14	COWAN	1:43.046	1:43.656	0.610
4	14	COWAN	32.337	14	COWAN	46.043	21	BRADLEY	24.741	4	21	BRADLEY	1:43.075	1:43.347	0.272
5	36	EVE	32.599	36	EVE	46.332	36	EVE	24.870	5	36	EVE	1:43.801	1:44.064	0.263
6	74	FAIRWEATHER	33.038	52	FISHER	47.172	74	FAIRWEATHER	24.912	6	52	FISHER	1:45.502	1:45.627	0.125
7	52	FISHER	33.090	74	FAIRWEATHER	47.759	52	FISHER	25.240	7	74	FAIRWEATHER	1:45.709	1:46.515	0.806
8	5	TUNIO	33.243	10	LANE	47.954	64	MATTHEWS	25.723	8	5	TUNIO	1:47.116	1:47.779	0.663
9	10	LANE	33.489	64	MATTHEWS	47.991	5	TUNIO	25.837	9	64	MATTHEWS	1:47.207	1:47.612	0.405
10	64	MATTHEWS	33.493	5	TUNIO	48.036	10	LANE	25.967	10	10	LANE	1:47.410	1:47.410	0.000
11	51	TAYLOR	33.598	51	TAYLOR	48.572	87	RICHARDSON	26.011	11	51	TAYLOR	1:48.283	1:48.413	0.130
12	98	BROOKER	33.640	79	DAY	48.874	51	TAYLOR	26.113	12	98	BROOKER	1:48.946	1:49.507	0.561
13	79	DAY	34.201	78	EVERSON	49.084	45	SCOTT	26.119	13	79	DAY	1:49.682	1:50.194	0.512
14	78	EVERSON	34.246	98	BROOKER	49.141	252	PALMER	26.153	14	87	RICHARDSON	1:49.858	1:50.303	0.445
15	49	HUTCHINS	34.248	87	RICHARDSON	49.534	98	BROOKER	26.165	15	78	EVERSON	1:50.048	1:50.131	0.083
16	87	RICHARDSON	34.313	45	SCOTT	49.567	49	HUTCHINS	26.390	16	45	SCOTT	1:50.598	1:50.662	0.064
17	252	PALMER	34.508	49	HUTCHINS	50.532	79	DAY	26.607	17	49	HUTCHINS	1:51.170	1:51.233	0.063
18	172	FORBES	34.911	172	FORBES	50.569	77	BICKNELL	26.685	18	252	PALMER	1:51.671	1:52.777	1.106
19	45	SCOTT	34.912	77	BICKNELL	50.777	78	EVERSON	26.718	19	77	BICKNELL	1:52.449	1:52.651	0.202
20	77	BICKNELL	34.987	252	PALMER	51.010	172	FORBES	27.294	20	172	FORBES	1:52.774	1:52.982	0.208
21	115	HOPE	36.435	115	HOPE	53.381	115	HOPE	27.559	21	115	HOPE	1:57.375		
22	19	SEPTEMBER	38.061	68	NAERGER	56.374	19	SEPTEMBER	29.450	22	19	SEPTEMBER	2:04.026	2:04.156	0.130
23	68	NAERGER	39.193	19	SEPTEMBER	56.515	46	LUNN	29.898	23	68	NAERGER	2:05.673	2:08.140	2.467
24	46	LUNN	39.209	46	LUNN	57.559	68	NAERGER	30.106	24	46	LUNN	2:06.666	2:07.879	1.213

Weather / Track : Sunny / Dry

Results can be found at www.tsl-timing.com

Brands Hatch GP

Circuit Length = 2.4332 miles

Start: 17:42 Flag 17:57 End: 18:00

Printed - 18:01 Sunday, 05 August 2018

Quaife Cannons Tin Tops & Modified Saloon Car Championship

EVENT RACE 14 - BEST SPEEDS

POS	INTERMEDIATE 1			INTERMEDIATE 2			FINISH LINE		
	NO	NAME	MPH	NO	NAME	MPH	NO	NAME	MPH
1	50	SIDWELL	102.4	21	BRADLEY	91.1	50	SIDWELL	134.4
2	44	BIRLEY	99.8	50	SIDWELL	90.9	44	BIRLEY	132.3
3	36	EVE	97.2	52	FISHER	88.4	74	FAIRWEATHER	122.6
4	74	FAIRWEATHER	97.1	14	COWAN	87.6	36	EVE	122.2
5	21	COWAN	96.0	74	FAIRWEATHER	86.5	45	SCOTT	118.1
6	14	BRADLEY	95.4	51	TAYLOR	86.2	21	BRADLEY	117.3
7	52	FISHER	94.9	10	LANE	86.1	14	COWAN	117.3
8	64	MATTHEWS	92.4	36	EVE	85.8	52	FISHER	115.1
9	49	HUTCHINS	91.4	5	TUNIO	84.3	87	RICHARDSON	114.1
10	10	LANE	90.9	44	BIRLEY	83.6	64	MATTHEWS	111.8
11	45	SCOTT	90.3	252	PALMER	83.6	49	HUTCHINS	111.1
12	87	RICHARDSON	89.5	98	BROOKER	83.5	10	LANE	109.8
13	5	TUNIO	89.4	64	MATTHEWS	82.8	252	PALMER	108.4
14	98	BROOKER	89.0	87	RICHARDSON	82.5	98	BROOKER	107.8
15	252	PALMER	87.9	78	EVERSON	82.3	5	TUNIO	107.5
16	51	TAYLOR	87.7	77	BICKNELL	81.8	51	TAYLOR	105.5
17	78	EVERSON	85.5	79	DAY	81.3	78	EVERSON	104.8
18	79	DAY	85.4	172	FORBES	81.2	79	DAY	103.2
19	172	FORBES	83.5	49	HUTCHINS	79.7	77	BICKNELL	102.9
20	115	HOPE	83.4	45	SCOTT	78.5	115	HOPE	102.6
21	77	BICKNELL	83.2	115	HOPE	76.6	172	FORBES	101.9
22	46	LUNN	77.8	19	SEPTEMBER	69.9	68	NAERGER	97.6
23	19	SEPTEMBER	75.7	46	LUNN	66.9	46	LUNN	97.2
24	68	NAERGER	74.2	68	NAERGER	66.7	19	SEPTEMBER	95.7

Weather / Track : Sunny / Dry

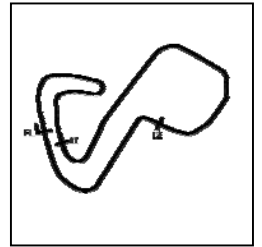
Results can be found at www.tsl-timing.com

Brands Hatch GP
Circuit Length = 2.4332 miles
Start: 17:42 Flag 17:57 End: 18:00

Printed - 18:02 Sunday, 05 August 2018

Quaife Cannons Tin Tops & Modified Saloon Car Championship

EVENT RACE 14 - SECTOR ANALYSIS



SECTOR 1 = FL to I1, SECTOR 2 = I1 to I2, SECTOR 3 = I2 to FL, DIFF = Difference To Personal Best Lap, P = Crossed Finish Line in Pit Lane, D = Time Disallowed

P1 50 B		Alex SIDWELL					Holden Commodore 5000			
IDEAL LAP TIME : 1:38.068		BEST LAP TIME : 1:38.180			DIFFERENCE : 0.112					
LAP	SECTOR 1	SECTOR 2		SECTOR 3		LAP TIME	MPH	DIFF	TIME OF DAY	
1 -		94.1	46.519	82.9	24.769	128.8	1:48.196	80.96	10.016	17:44:25.542
2 -	32.412	99.5	44.318	86.0	23.329	134.4	1:40.059	87.54	1.879	17:46:05.601
3 -	32.145	102.4	43.516	90.9	23.378	126.8	1:39.039 (2)	88.44	0.859	17:47:44.640
4 -	32.027	98.3	45.361	82.3	23.727	132.3	1:41.115	86.63	2.935	17:49:25.755
5 -	31.996	90.5	47.208	82.8	23.553	131.5	1:42.757	85.24	4.577	17:51:08.512
6 -	32.066	98.3	44.549	81.7	23.617	132.6	1:40.232	87.39	2.052	17:52:48.744
7 -	31.400	99.4	43.339	84.5	23.441	132.3	1:38.180 (1)	89.22		17:54:26.924
8 -	31.592	97.5	44.742	83.8	23.588	131.8	1:39.922 (3)	87.66	1.742	17:56:06.846
9 -	31.674	99.2	45.853	81.2	24.927	125.6	1:42.454	85.50	4.274	17:57:49.300

P2 44 A		Rod BIRLEY					Ford Escort WRC 2000			
IDEAL LAP TIME : 1:38.823		BEST LAP TIME : 1:38.985			DIFFERENCE : 0.162					
LAP	SECTOR 1	SECTOR 2		SECTOR 3		LAP TIME	MPH	DIFF	TIME OF DAY	
1 -		94.1	45.424	80.4	23.921	132.1	1:43.705	84.46	4.720	17:44:21.051
2 -	31.844	92.8	44.494	82.7	23.788	132.1	1:40.126 (2)	87.48	1.141	17:46:01.177
3 -	33.154	81.9	44.360	80.6	25.511	111.2	1:43.025	85.02	4.040	17:47:44.202
4 -	32.231	97.3	47.096	81.2	24.752	122.0	1:44.079	84.16	5.094	17:49:28.281
5 -	32.393	97.9	45.551	83.6	24.542	105.5	1:42.486	85.47	3.501	17:51:10.767
6 -	31.858	99.5	45.052	82.0	24.155	128.5	1:41.065	86.67	2.080	17:52:51.832
7 -	31.224	99.8	45.428	80.2	24.149	128.8	1:40.801 (3)	86.90	1.816	17:54:32.633
8 -	31.658	98.6	45.103	80.1	24.100	130.5	1:40.861	86.85	1.876	17:56:13.494
9 -	31.269	97.8	43.811	83.4	23.905	132.3	1:38.985 (1)	88.49		17:57:52.479

P3 21 C		Adrian BRADLEY					BMW M3 3200			
IDEAL LAP TIME : 1:43.075		BEST LAP TIME : 1:43.347			DIFFERENCE : 0.272					
LAP	SECTOR 1	SECTOR 2		SECTOR 3		LAP TIME	MPH	DIFF	TIME OF DAY	
1 -		95.0	46.589	88.0	25.243	116.7	1:46.825	82.00	3.478	17:44:24.171
2 -	32.590	94.9	46.919	88.8	25.368	114.7	1:44.877	83.52	1.530	17:46:09.048
3 -	32.729	93.5	46.422	86.9	25.127	115.9	1:44.278	84.00	0.931	17:47:53.326
4 -	32.294	95.4	46.181	91.1	24.872	116.5	1:43.347 (1)	84.76		17:49:36.673
5 -	32.370	94.9	46.880	83.1	26.002	116.1	1:45.252	83.22	1.905	17:51:21.925
6 -	32.515	94.6	46.307	85.8	24.855	116.7	1:43.677 (2)	84.49	0.330	17:53:05.602
7 -	32.563	93.5	46.350	87.8	25.310	116.3	1:44.223	84.04	0.876	17:54:49.825
8 -	33.169	95.1	46.297	90.8	24.741	117.3	1:44.207	84.06	0.860	17:56:34.032
9 -	32.454	93.3	46.040	89.1	25.376	101.5	1:43.870 (3)	84.33	0.523	17:58:17.902

P4 14 C		David COWAN					BMW M3 E46 3246			
IDEAL LAP TIME : 1:43.046		BEST LAP TIME : 1:43.656			DIFFERENCE : 0.610					
LAP	SECTOR 1	SECTOR 2		SECTOR 3		LAP TIME	MPH	DIFF	TIME OF DAY	
1 -		95.0	47.425	82.6	25.472	116.3	1:48.445	80.77	4.789	17:44:25.791
2 -	33.560	94.3	47.230	84.2	25.154	115.9	1:45.944	82.68	2.288	17:46:11.735
3 -	32.798	93.8	46.737	85.8	25.063	116.3	1:44.598	83.74	0.942	17:47:56.333
4 -	32.797	95.0	46.839	85.9	24.923	116.3	1:44.559	83.77	0.903	17:49:40.892
5 -	32.583	96.0	47.395	82.7	24.955	117.3	1:44.933	83.48	1.277	17:51:25.825
6 -	32.884	95.3	46.740	84.9	24.666	116.3	1:44.290	83.99	0.634	17:53:10.115
7 -	32.337	95.4	46.429	87.6	24.890	115.9	1:43.656 (1)	84.50		17:54:53.771
8 -	32.836	94.6	46.043	87.3	24.947	116.7	1:43.826 (2)	84.37	0.170	17:56:37.597
9 -	32.612	94.7	46.864	84.8	24.792	112.2	1:44.268 (3)	84.01	0.612	17:58:21.865

P5 52 T2		Daniel FISHER					Honda Civic Type R 1998			
IDEAL LAP TIME : 1:45.502		BEST LAP TIME : 1:45.627			DIFFERENCE : 0.125					
LAP	SECTOR 1	SECTOR 2		SECTOR 3		LAP TIME	MPH	DIFF	TIME OF DAY	
1 -		94.9	48.430	85.0	26.347	112.9	2:02.024	71.78	16.397	17:44:39.370
2 -	33.334	91.5	47.548	79.3	25.330	114.9	1:46.212	82.47	0.585	17:46:25.582
3 -	34.177	89.5	47.172	88.4	26.109	114.1	1:47.458	81.51	1.831	17:48:13.040
4 -	33.233	92.1	47.467	78.8	25.350	114.3	1:46.050 (3)	82.60	0.423	17:49:59.090

Weather / Track : Sunny / Dry

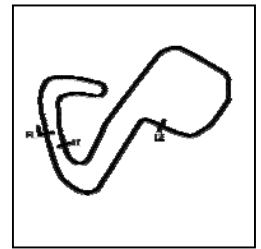
Brands Hatch GP

Circuit Length = 2.4332 miles

Start: 17:42 Flag 17:57 End: 18:00

Quaife Cannons Tin Tops & Modified Saloon Car Championship

EVENT RACE 14 - SECTOR ANALYSIS



SECTOR 1 = FL to I1, SECTOR 2 = I1 to I2, SECTOR 3 = I2 to FL, DIFF = Difference To Personal Best Lap, P = Crossed Finish Line in Pit Lane, D = Time Disallowed

5 -	33.090	91.9	47.259	78.0	25.278	115.1	1:45.627 (1)	82.93		17:51:44.717
6 -	33.206	91.9	47.341	74.6	25.240	115.1	1:45.787 (2)	82.80	0.160	17:53:30.504
7 -	33.251	93.5	48.276	76.9	25.843	113.9	1:47.370	81.58	1.743	17:55:17.874
8 -	33.235	92.3	47.229	76.8	25.993	113.3	1:46.457	82.28	0.830	17:57:04.331
9 -	33.582	91.0	48.473	76.6	25.803	110.9	1:47.858	81.21	2.231	17:58:52.189

P6 10 T2		Bradley LANE			Honda Civic Type R 1998					
IDEAL LAP TIME : 1:47.410		BEST LAP TIME : 1:47.410			DIFFERENCE : 0.000					
LAP	SECTOR 1	SECTOR 2	SECTOR 3	LAP TIME	MPH	DIFF	TIME OF DAY			
1 -		88.0	48.768	81.4	26.097	108.4	1:58.066	74.19	10.656	17:44:35.412
2 -	33.862	89.8	49.154	82.8	26.629	108.4	1:49.645	79.89	2.235	17:46:25.057
3 -	33.720	89.7	48.070	86.1	27.008	108.5	1:48.798	80.51	1.388	17:48:13.855
4 -	33.679	90.9	48.012	82.8	26.012	108.2	1:47.703 (2)	81.33	0.293	17:50:01.558
5 -	33.489	90.3	47.954	81.4	25.967	108.4	1:47.410 (1)	81.55		17:51:48.968
6 -	33.643	90.5	48.207	82.2	25.997	109.8	1:47.847 (3)	81.22	0.437	17:53:36.815
7 -	34.626	89.9	48.418	77.9	26.207	107.3	1:49.251	80.18	1.841	17:55:26.066
8 -	33.728	90.8	48.299	83.6	26.305	107.0	1:48.332	80.86	0.922	17:57:14.398
9 -	33.750	90.0	48.078	81.9	26.263	106.6	1:48.091	81.04	0.681	17:59:02.489

P7 64 T3		Adrian MATTHEWS			Ford Puma 1596					
IDEAL LAP TIME : 1:47.207		BEST LAP TIME : 1:47.612			DIFFERENCE : 0.405					
LAP	SECTOR 1	SECTOR 2	SECTOR 3	LAP TIME	MPH	DIFF	TIME OF DAY			
1 -		89.1	48.971	76.7	26.709	110.5	1:59.557	73.26	11.945	17:44:36.903
2 -	34.058	83.5	48.910	79.0	26.488	111.8	1:49.456	80.03	1.844	17:46:26.359
3 -	34.424	89.9	48.105	78.4	25.823	110.3	1:48.352	80.84	0.740	17:48:14.711
4 -	33.863	91.4	48.537	80.6	25.749	110.5	1:48.149	80.99	0.537	17:50:02.860
5 -	33.606	91.1	48.078	78.4	25.928	110.0	1:47.612 (1)	81.40		17:51:50.472
6 -	34.130	89.3	47.991	78.6	25.723	111.4	1:47.844 (3)	81.22	0.232	17:53:38.316
7 -	34.392	89.7	48.321	76.1	25.832	110.5	1:48.545	80.70	0.933	17:55:26.861
8 -	33.663	92.4	49.489	77.8	26.450	110.0	1:49.602	79.92	1.990	17:57:16.463
9 -	33.493	91.3	48.146	82.8	25.998	110.0	1:47.637 (2)	81.38	0.025	17:59:04.100

P8 5 T3		Kamran TUNIO			Honda Civic EK9 1595					
IDEAL LAP TIME : 1:47.116		BEST LAP TIME : 1:47.779			DIFFERENCE : 0.663					
LAP	SECTOR 1	SECTOR 2	SECTOR 3	LAP TIME	MPH	DIFF	TIME OF DAY			
1 -		87.3	48.619	82.4	26.524	107.2	1:59.399	73.36	11.620	17:44:36.745
2 -	33.749	88.3	48.506	83.7	26.819	107.3	1:49.074	80.31	1.295	17:46:25.819
3 -	34.667	87.6	48.653	81.0	26.280	107.2	1:49.600	79.92	1.821	17:48:15.419
4 -	33.566	89.1	48.420	84.3	26.199	107.0	1:48.185	80.97	0.406	17:50:03.604
5 -	33.535	87.7	48.398	82.1	25.944	106.6	1:47.877 (2)	81.20	0.098	17:51:51.481
6 -	33.769	88.0	48.462	79.3	25.837	107.5	1:48.068 (3)	81.05	0.289	17:53:39.549
7 -	33.420	87.7	48.300	80.0	26.470	106.6	1:48.190	80.96	0.411	17:55:27.739
8 -	33.243	89.4	49.163	81.8	26.631	107.3	1:49.037	80.33	1.258	17:57:16.776
9 -	33.613	88.7	48.036	83.0	26.130	105.8	1:47.779 (1)	81.27		17:59:04.555

P9 51 T3		Rikki TAYLOR			Ford Fiesta Zetec 1596					
IDEAL LAP TIME : 1:48.283		BEST LAP TIME : 1:48.413			DIFFERENCE : 0.130					
LAP	SECTOR 1	SECTOR 2	SECTOR 3	LAP TIME	MPH	DIFF	TIME OF DAY			
1 -		85.5	49.973	85.8	26.363	104.2	2:01.826	71.90	13.413	17:44:39.172
2 -	34.292	87.7	48.812	85.4	26.113	105.3	1:49.217	80.20	0.804	17:46:28.389
3 -	33.924	85.1	49.355	81.3	26.933	105.5	1:50.212	79.48	1.799	17:48:18.601
4 -	34.527	85.1	49.521	85.9	26.566	103.2	1:50.614	79.19	2.201	17:50:09.215
5 -	33.598	86.4	48.801	84.4	26.130	104.5	1:48.529 (2)	80.71	0.116	17:51:57.744
6 -	34.074	84.8	48.572	86.2	26.245	103.8	1:48.891 (3)	80.44	0.478	17:53:46.635
7 -	33.623	86.3	50.526	82.3	26.269	103.4	1:50.418	79.33	2.005	17:55:37.053
8 -	33.652	86.5	48.920	86.1	26.334	102.4	1:48.906	80.43	0.493	17:57:25.959
9 -	33.623	85.7	48.603	85.0	26.187	103.2	1:48.413 (1)	80.80		17:59:14.372

Weather / Track : Sunny / Dry

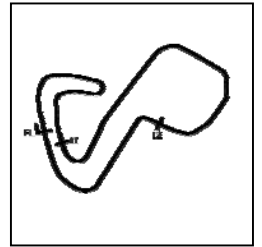
Brands Hatch GP

Circuit Length = 2.4332 miles

Start: 17:42 Flag 17:57 End: 18:00

Quaife Cannons Tin Tops & Modified Saloon Car Championship

EVENT RACE 14 - SECTOR ANALYSIS



SECTOR 1 = FL to I1, SECTOR 2 = I1 to I2, SECTOR 3 = I2 to FL, DIFF = Difference To Personal Best Lap, P = Crossed Finish Line in Pit Lane, D = Time Disallowed

P10 98 T1		Alfie BROOKER					BMW Mini Cooper S 1600			
IDEAL LAP TIME : 1:48.946		BEST LAP TIME : 1:49.507			DIFFERENCE : 0.561					
LAP	SECTOR 1	SECTOR 2		SECTOR 3		LAP TIME	MPH	DIFF	TIME OF DAY	
1 -		85.9	50.799	83.5	26.281	107.8	2:02.502	71.50	12.995	17:44:39.848
2 -	34.030	88.5	49.678	82.6	27.236	105.5	1:50.944	78.95	1.437	17:46:30.792
3 -	34.276	88.4	49.524	80.6	26.369	106.6	1:50.169	79.51	0.662	17:48:20.961
4 -	34.140	89.0	49.232	82.3	26.490	107.0	1:49.862 (3)	79.73	0.355	17:50:10.823
5 -	34.013	87.2	49.854	83.3	26.165	106.8	1:50.032	79.61	0.525	17:52:00.855
6 -	34.128	87.8	49.141	82.5	26.309	106.5	1:49.578 (2)	79.94	0.071	17:53:50.433
7 -	33.982	89.0	49.602	83.3	26.459	106.1	1:50.043	79.60	0.536	17:55:40.476
8 -	34.479	88.7	49.154	78.7	26.427	105.8	1:50.060	79.59	0.553	17:57:30.536
9 -	33.640	89.0	49.247	82.0	26.620	107.0	1:49.507 (1)	79.99		17:59:20.043

P11 36 A		Paul EVE					Ford Escort Cosworth WRC 1995			
IDEAL LAP TIME : 1:43.801		BEST LAP TIME : 1:44.064			DIFFERENCE : 0.263					
LAP	SECTOR 1	SECTOR 2		SECTOR 3		LAP TIME	MPH	DIFF	TIME OF DAY	
1 -		95.4	47.210	83.9	24.878	122.2	1:48.647 (2)	80.62	4.583	17:44:25.993
2 -	32.862	96.1	46.332	84.9	24.870		1:44.064 (1)	84.17		17:46:10.057
3 -	32.599	96.6	50.971	67.7	27.094	90.8	1:50.664 (3)	79.15	6.600	17:48:00.721
4 -	33.847	94.2	51.677	78.6	26.429	105.5	1:51.953	78.24	7.889	17:49:52.674
5 -	34.376	97.2	51.296	80.8	26.705		1:52.377	77.95	8.313	17:51:45.051
6 -	34.005	94.6	51.062	85.8	27.411	107.2	1:52.478	77.88	8.414	17:53:37.529
7 -	36.390	67.8	53.774	77.9	25.843	99.2	1:56.007	75.51	11.943	17:55:33.536
8 -	34.040	95.1	52.637	81.2	27.749	108.5	1:54.426	76.55	10.362	17:57:27.962
9 -	34.608	97.2	54.355	80.2	28.925	88.4	1:57.888	74.30	13.824	17:59:25.850

P12 79 T3		Mikey DAY					Citroen Saxo 1600			
IDEAL LAP TIME : 1:49.682		BEST LAP TIME : 1:50.194			DIFFERENCE : 0.512					
LAP	SECTOR 1	SECTOR 2		SECTOR 3		LAP TIME	MPH	DIFF	TIME OF DAY	
1 -		83.7	49.826	79.6	27.372	100.0	2:02.546	71.48	12.352	17:44:39.892
2 -	34.537	85.3	49.458	80.5	27.252	102.9	1:51.247	78.74	1.053	17:46:31.139
3 -	34.592	85.3	49.076	78.4	26.665	102.6	1:50.333 (2)	79.39	0.139	17:48:21.472
4 -	34.201	85.1	48.874	81.3	27.119	101.9	1:50.194 (1)	79.49		17:50:11.666
5 -	34.455	85.4	50.108	74.3	27.228	103.2	1:51.791	78.35	1.597	17:52:03.457
6 -	34.433	85.4	49.444	78.0	26.607	102.9	1:50.484 (3)	79.28	0.290	17:53:53.941
7 -	34.778	84.8	50.460	78.0	26.762	102.2	1:52.000	78.21	1.806	17:55:45.941
8 -	35.632	84.4	50.234	78.2	26.729	101.8	1:52.595	77.79	2.401	17:57:38.536
9 -	34.744	84.9	50.121	78.6	26.759	102.6	1:51.624	78.47	1.430	17:59:30.160

P13 87 T2		Graham RICHARDSON					Honda Civic Type R EP3 1998			
IDEAL LAP TIME : 1:49.858		BEST LAP TIME : 1:50.303			DIFFERENCE : 0.445					
LAP	SECTOR 1	SECTOR 2		SECTOR 3		LAP TIME	MPH	DIFF	TIME OF DAY	
1 -		86.1	51.093	78.3	26.507	111.6	2:08.983	67.91	18.680	17:44:46.329
2 -	35.022	89.3	50.509	78.7	26.143	112.7	1:51.674	78.44	1.371	17:46:38.003
3 -	34.354	88.7	50.365	79.8	26.011	113.3	1:50.730 (3)	79.10	0.427	17:48:28.733
4 -	34.967	89.5	51.623	75.3	26.493	111.1	1:53.083	77.46	2.780	17:50:21.816
5 -	34.796	85.3	49.913	79.3	26.485	110.9	1:51.194	78.77	0.891	17:52:13.010
6 -	34.682	87.6	49.534	78.4	26.123	112.2	1:50.339 (2)	79.39	0.036	17:54:03.349
7 -	34.313	88.8	49.621	72.7	26.369	111.6	1:50.303 (1)	79.41		17:55:53.652
8 -	35.399	84.0	50.302	79.1	26.730	112.0	1:52.431	77.91	2.128	17:57:46.083
9 -	34.785	87.6	50.793	82.5	26.246	114.1	1:51.824	78.33	1.521	17:59:37.907

P14 78 T3		Steve EVERSON					Citroen Saxo VTR 1600			
IDEAL LAP TIME : 1:50.048		BEST LAP TIME : 1:50.131			DIFFERENCE : 0.083					
LAP	SECTOR 1	SECTOR 2		SECTOR 3		LAP TIME	MPH	DIFF	TIME OF DAY	
1 -		83.9	51.485	80.2	27.717	104.0	2:06.254	69.38	16.123	17:44:43.600
2 -	34.993	84.3	50.901	81.1	27.796	103.8	1:53.690	77.05	3.559	17:46:37.290
3 -	34.432	85.0	51.309	80.8	26.947	104.2	1:52.688	77.73	2.557	17:48:29.978
4 -	34.538	84.7	51.486	81.3	26.736	103.8	1:52.760	77.68	2.629	17:50:22.738

Weather / Track : Sunny / Dry

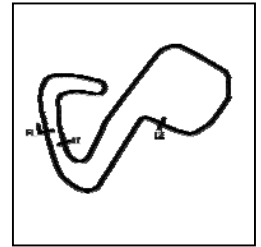
Brands Hatch GP

Circuit Length = 2.4332 miles

Start: 17:42 Flag 17:57 End: 18:00

Quaife Cannons Tin Tops & Modified Saloon Car Championship

EVENT RACE 14 - SECTOR ANALYSIS



SECTOR 1 = FL to I1, SECTOR 2 = I1 to I2, SECTOR 3 = I2 to FL, DIFF = Difference To Personal Best Lap, P = Crossed Finish Line in Pit Lane, D = Time Disallowed

5 -	34.424	84.5	49.658	82.3	27.330	104.3	1:51.412	(3)	78.62	1.281	17:52:14.150
6 -	34.387	84.2	49.084	81.2	26.801	104.6	1:50.272	(2)	79.43	0.141	17:54:04.422
7 -	34.246	85.5	49.167	77.2	26.718	104.8	1:50.131	(1)	79.54		17:55:54.553
8 -	34.556	83.7	50.636	80.4	27.500	104.8	1:52.692		77.73	2.561	17:57:47.245
9 -	34.307	84.9	50.490	81.8	26.925	100.0	1:51.722		78.40	1.591	17:59:38.967

P15	49 T2	David HUTCHINS				Honda Civic Type R 1998							
IDEAL LAP TIME : 1:51.170		BEST LAP TIME : 1:51.233				DIFFERENCE : 0.063							
LAP	SECTOR 1	SECTOR 2	SECTOR 3	LAP TIME	MPH	DIFF	TIME OF DAY						
1 -		87.0	52.235	78.9	27.057	110.3	2:05.438	69.83	14.205	17:44:42.784			
2 -	35.085	87.1	51.375	79.7	26.559	111.1	1:53.019	77.50	1.786	17:46:35.803			
3 -	34.248	91.4	51.462	72.3	26.739	110.9	1:52.449	(2)	77.90	1.216	17:48:28.252		
4 -	34.702	89.5	51.898	74.5	28.378	109.6	1:54.978	76.18	3.745	17:50:23.230			
5 -	34.587	85.4	51.564	77.3	26.542	111.1	1:52.693	(3)	77.73	1.460	17:52:15.923		
6 -	34.311	89.3	50.532	78.0	26.390	111.1	1:51.233	(1)	78.75		17:54:07.156		
7 -	34.307	89.4	51.692	73.6	26.899	110.0	1:52.898	77.59	1.665	17:56:00.054			
8 -	35.091	89.1	52.812	77.7	27.195	109.8	1:55.098	76.10	3.865	17:57:55.152			

P16	19 TP	Gideon SEPTEMBER				Ford Puma							
IDEAL LAP TIME : 2:04.026		BEST LAP TIME : 2:04.156				DIFFERENCE : 0.130							
LAP	SECTOR 1	SECTOR 2	SECTOR 3	LAP TIME	MPH	DIFF	TIME OF DAY						
1 -		71.8	56.774	65.5	31.012	95.4	2:22.943	61.28	18.787	17:45:00.289			
2 -	38.061	73.5	56.515	69.6	29.580	95.7	2:04.156	(1)	70.55		17:47:04.445		
3 -	38.582	70.4	1:00.597	52.5	30.119	93.5	2:09.298	67.74	5.142	17:49:13.743			
4 -	38.835	72.7	1:00.315	59.0	31.613	93.7	2:10.763	66.99	6.607	17:51:24.506			
5 -	39.432	72.6	56.994	67.5	29.450	90.0	2:05.876	(3)	69.59	1.720	17:53:30.382		
6 -	38.776	74.6	1:00.227	69.9	29.799	94.6	2:08.802	68.01	4.646	17:55:39.184			
7 -	38.544	75.7	57.631	68.5	29.473	95.1	2:05.648	(2)	69.71	1.492	17:57:44.832		
8 -	38.663	75.7	58.203	65.6	30.568	93.4	2:07.434	68.74	3.278	17:59:52.266			

P17	68 TP	Harry NAERGER				Ford Fiesta							
IDEAL LAP TIME : 2:05.673		BEST LAP TIME : 2:08.140				DIFFERENCE : 2.467							
LAP	SECTOR 1	SECTOR 2	SECTOR 3	LAP TIME	MPH	DIFF	TIME OF DAY						
1 -		71.9	56.374	65.4	30.106	96.8	2:21.072	62.09	12.932	17:44:58.418			
2 -	39.437	74.1	58.935	66.7	31.344	94.5	2:09.716	67.53	1.576	17:47:08.134			
3 -	39.193	74.2	58.125	64.7	31.539	93.2	2:08.857	(3)	67.98	0.717	17:49:16.991		
4 -	39.884	74.0	58.364	62.6	30.303	92.5	2:08.551	(2)	68.14	0.411	17:51:25.542		
5 -	39.866	69.9	57.473	61.8	30.801	97.6	2:08.140	(1)	68.36		17:53:33.682		
6 -	39.824	68.2	57.817	59.9	31.342	95.3	2:08.983	67.91	0.843	17:55:42.665			
7 -	39.416	73.3	57.291	63.1	33.953	85.3	2:10.660	67.04	2.520	17:57:53.325			

P18	46 T2	Nicholas LUNN				Honda Integra DC2 Type R 1797							
IDEAL LAP TIME : 2:06.666		BEST LAP TIME : 2:07.879				DIFFERENCE : 1.213							
LAP	SECTOR 1	SECTOR 2	SECTOR 3	LAP TIME	MPH	DIFF	TIME OF DAY						
1 -		75.0	57.559	61.7	30.535	97.2	2:24.142	60.77	16.263	17:45:01.488			
2 -	39.209	77.8	58.494	65.7	30.180	96.1	2:07.883	(2)	68.49	0.004	17:47:09.371		
3 -	39.308	77.5	58.673	65.0	29.898	96.1	2:07.879	(1)	68.50		17:49:17.250		
4 -	40.687	70.7	58.718	61.7	30.322	95.4	2:09.727	67.52	1.848	17:51:26.977			
5 -	39.536	74.8	58.213	55.7	31.062	94.6	2:08.811	68.00	0.932	17:53:35.788			
6 -	41.051	74.9	57.628	60.9	29.956	92.9	2:08.635	(3)	68.09	0.756	17:55:44.423		
7 -	40.240	74.3	58.527	66.9	30.968	86.1	2:09.735	67.52	1.856	17:57:54.158			

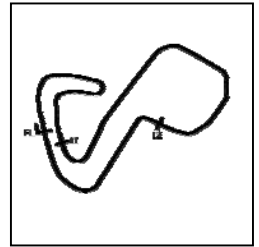
P19	74 D	Sean FAIRWEATHER				Ford Sierra RS Cosworth 1993							
IDEAL LAP TIME : 1:45.709		BEST LAP TIME : 1:46.515				DIFFERENCE : 0.806							
LAP	SECTOR 1	SECTOR 2	SECTOR 3	LAP TIME	MPH	DIFF	TIME OF DAY						
1 -	OUTLAP	84.9	50.626	76.0	25.874	120.4	1:55.687	75.71	9.172	17:44:33.033			
2 -	33.935	95.7	47.759	86.5	25.798	121.3	1:47.492	(3)	81.49	0.977	17:46:20.525		
3 -	33.579	97.1	49.192	81.2	25.313	121.5	1:48.084	81.04	1.569	17:48:08.609			
4 -	33.188	96.2	49.252	80.7	25.092	122.2	1:47.532	81.46	1.017	17:49:56.141			

Weather / Track : Sunny / Dry

Brands Hatch GP
Circuit Length = 2.4332 miles
Start: 17:42 Flag 17:57 End: 18:00

Quaife Cannons Tin Tops & Modified Saloon Car Championship

EVENT RACE 14 - SECTOR ANALYSIS



SECTOR 1 = FL to I1, SECTOR 2 = I1 to I2, SECTOR 3 = I2 to FL, DIFF = Difference To Personal Best Lap, P = Crossed Finish Line in Pit Lane, D = Time Disallowed

5 -	33.123	94.2	48.480	83.0	24.912	122.6	1:46.515 (1)	82.24		17:51:42.656
6 -	33.378	96.8	48.327	80.5	25.186	119.4	1:46.891 (2)	81.95	0.376	17:53:29.547
7 -	33.038	91.8	56.947	85.3	25.216	119.6	1:55.201	76.03	8.686	17:55:24.748
8 -	33.716	93.5	57.466	56.1	IN PIT		2:49.259 P	51.75	1:02.744	17:58:14.007

P20	45 B	Martyn SCOTT				BMW E30 3200					
IDEAL LAP TIME : 1:50.598		BEST LAP TIME : 1:50.662				DIFFERENCE : 0.064					
LAP	SECTOR 1	SECTOR 2	SECTOR 3	LAP TIME	MPH	DIFF	TIME OF DAY				
1 -	OUTLAP	90.3	50.326	67.0	26.441	117.7	1:55.465	75.86	4.803	17:44:32.811	
2 -	35.705	84.6	49.829	73.9	26.657	118.1	1:52.191 (2)	78.07	1.529	17:46:25.002	
3 -	36.787	87.0	49.567	77.2	26.392	115.9	1:52.746	77.69	2.084	17:48:17.748	
4 -	35.582	82.8	50.571	76.6	26.227	114.9	1:52.380	77.94	1.718	17:50:10.128	
5 -	35.223	85.8	50.565	78.5	26.478	114.3	1:52.266 (3)	78.02	1.604	17:52:02.394	
6 -	34.912	88.5	49.631	78.2	26.119	114.3	1:50.662 (1)	79.15		17:53:53.056	
7 -	35.188	87.9	58.423	65.5	IN PIT		2:42.415 P	53.93	51.753	17:56:35.471	

P21	172 T3	Ben FORBES				Citroen Saxo 1600					
IDEAL LAP TIME : 1:52.774		BEST LAP TIME : 1:52.982				DIFFERENCE : 0.208					
LAP	SECTOR 1	SECTOR 2	SECTOR 3	LAP TIME	MPH	DIFF	TIME OF DAY				
1 -	OUTLAP	83.5	51.639	79.7	27.327	101.9	2:08.857	67.98	15.875	17:44:46.203	
2 -	35.035	81.9	51.492	75.5	27.294	101.9	1:53.821	76.96	0.839	17:46:40.024	
3 -	35.073	81.9	51.242	81.2	27.453	100.1	1:53.768 (3)	76.99	0.786	17:48:33.792	
4 -	34.911	81.6	51.160	80.4	27.316	100.1	1:53.387 (2)	77.25	0.405	17:50:27.179	
5 -	35.052	81.4	50.569	81.1	27.361	99.2	1:52.982 (1)	77.53		17:52:20.161	
6 -	35.527	69.4	52.118	72.4	27.722	98.5	1:55.367	75.93	2.385	17:54:15.528	
7 -	35.753	79.6	1:01.322	50.8	IN PIT		2:51.406 P	51.10	58.424	17:57:06.934	

P22	252 T1	Kevin PALMER				BMW Mini Cooper S 1600					
IDEAL LAP TIME : 1:51.671		BEST LAP TIME : 1:52.777				DIFFERENCE : 1.106					
LAP	SECTOR 1	SECTOR 2	SECTOR 3	LAP TIME	MPH	DIFF	TIME OF DAY				
1 -		87.9	51.820	79.8	26.153	108.4	2:06.805	69.08	14.028	17:44:44.151	
2 -	34.646	84.5	52.227	79.1	26.440	106.5	1:53.313	77.30	0.536	17:46:37.464	
3 -	35.439	84.5	51.111	83.6	26.227	108.4	1:52.777 (1)	77.67		17:48:30.241	
4 -	34.508	82.1	52.006	77.7	26.930	107.2	1:53.444	77.21	0.667	17:50:23.685	
5 -	34.998	87.4	51.266	80.9	26.633	106.1	1:52.897 (2)	77.59	0.120	17:52:16.582	
6 -	34.689	86.4	51.010	81.8	27.274	84.8	1:52.973 (3)	77.53	0.196	17:54:09.555	

P23	77 T3	Chris BICKNELL				Citroen Saxo 1600					
IDEAL LAP TIME : 1:52.449		BEST LAP TIME : 1:52.651				DIFFERENCE : 0.202					
LAP	SECTOR 1	SECTOR 2	SECTOR 3	LAP TIME	MPH	DIFF	TIME OF DAY				
1 -		79.0	53.360	72.0	26.964	102.6	2:08.052	68.40	15.401	17:44:45.398	
2 -	34.996	83.2	52.157	74.5	26.997	102.7	1:54.150	76.73	1.499	17:46:39.548	
3 -	35.815	77.0	51.822	77.3	27.031	101.8	1:54.668	76.39	2.017	17:48:34.216	
4 -	34.987	82.8	51.529	79.4	26.767	102.9	1:53.283 (3)	77.32	0.632	17:50:27.499	
5 -	35.104	82.0	51.116	78.6	26.685	100.7	1:52.905 (2)	77.58	0.254	17:52:20.404	
6 -	35.022	83.1	50.777	81.8	26.852	101.0	1:52.651 (1)	77.76		17:54:13.055	

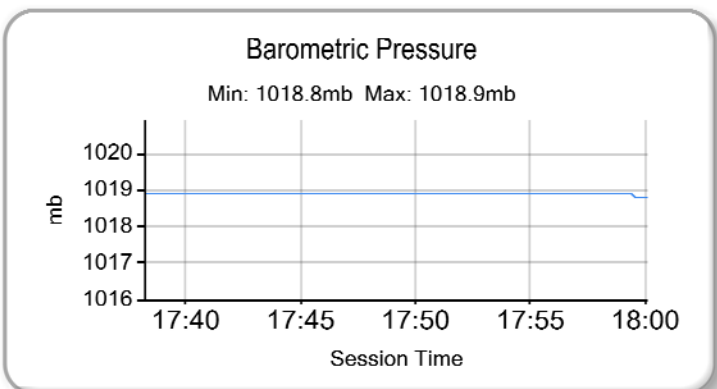
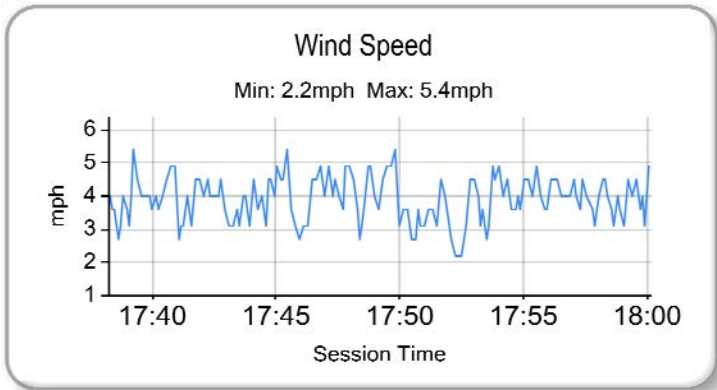
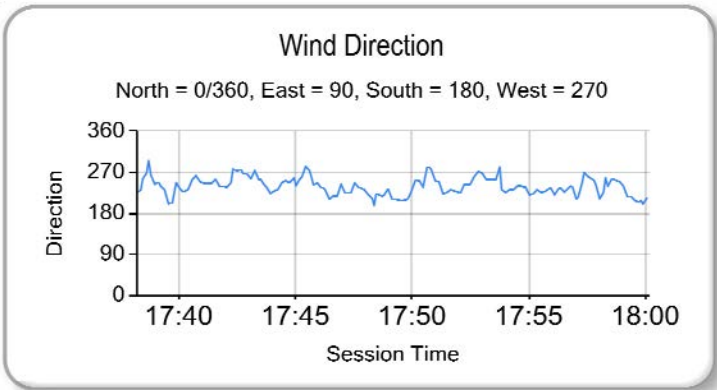
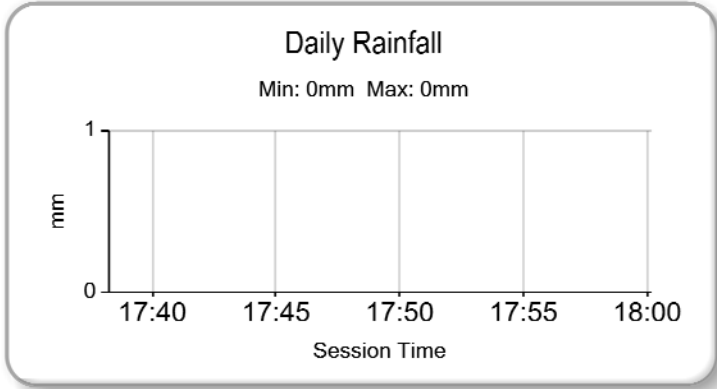
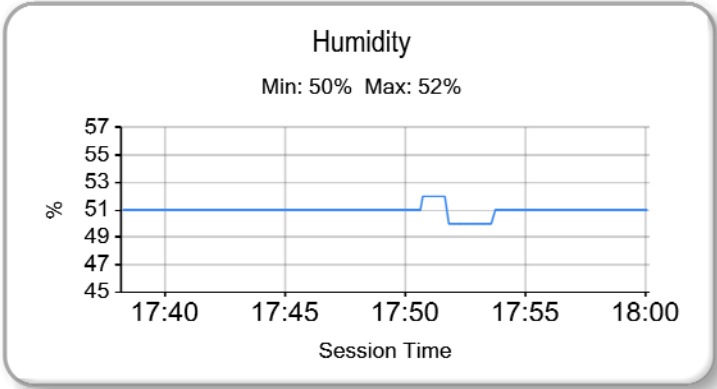
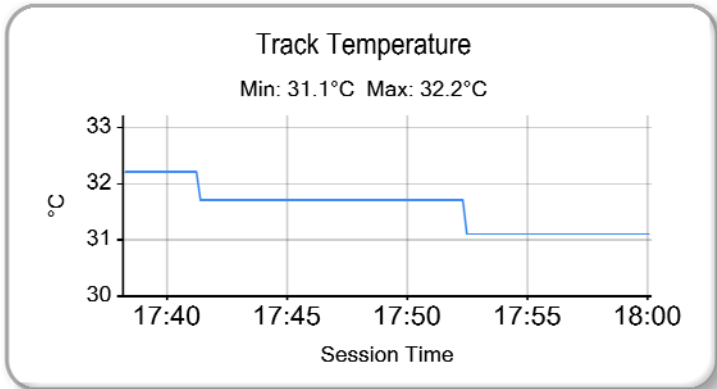
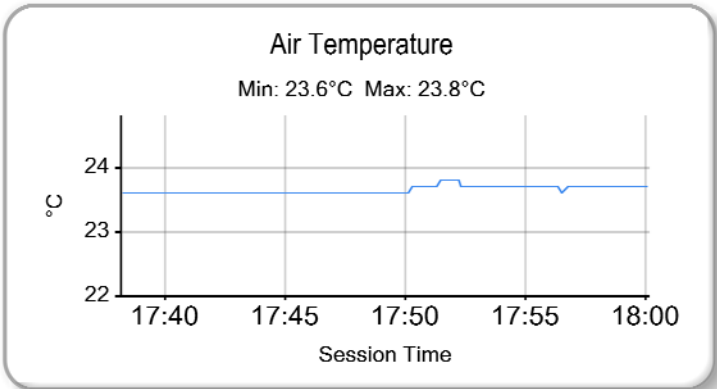
P24	115 T2	Vic HOPE				Honda Civic Type R 2000					
IDEAL LAP TIME : 1:57.375		BEST LAP TIME :				DIFFERENCE :					
LAP	SECTOR 1	SECTOR 2	SECTOR 3	LAP TIME	MPH	DIFF	TIME OF DAY				
1 -	OUTLAP	79.8	53.381	76.6	27.559	102.6	2:11.200	66.76		17:44:48.546	
2 -	36.435	83.4	1:03.695	73.8	IN PIT		2:43.946 P	53.43		17:47:32.492	

Weather / Track : Sunny / Dry

Brands Hatch GP
Circuit Length = 2.4332 miles
Start: 17:42 Flag 17:57 End: 18:00

Quaife Cannons Tin Tops & Modified Saloon Car Championship

EVENT RACE 14 - WEATHER CONDITIONS



Weather / Track : Sunny / Dry

Results can be found at www.tsl-timing.com

Brands Hatch GP
 Circuit Length = 2.4332 miles
 Start: 17:42 Flag 17:57 End: 18:00

Printed - 18:06 Sunday, 05 August 2018