



SOUTH EASTERN
CENTRE



BARC SE Cannons Motorspares Tin Tops Championship & BARC SE Quaife Modified Saloon Car Championship

Brands Hatch GP Circuit

10th September 2017



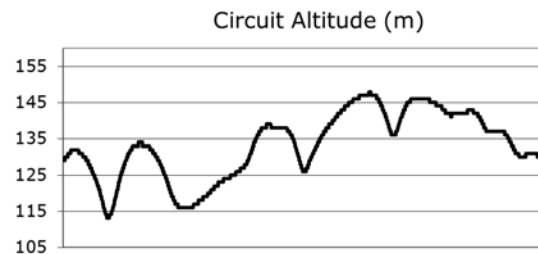
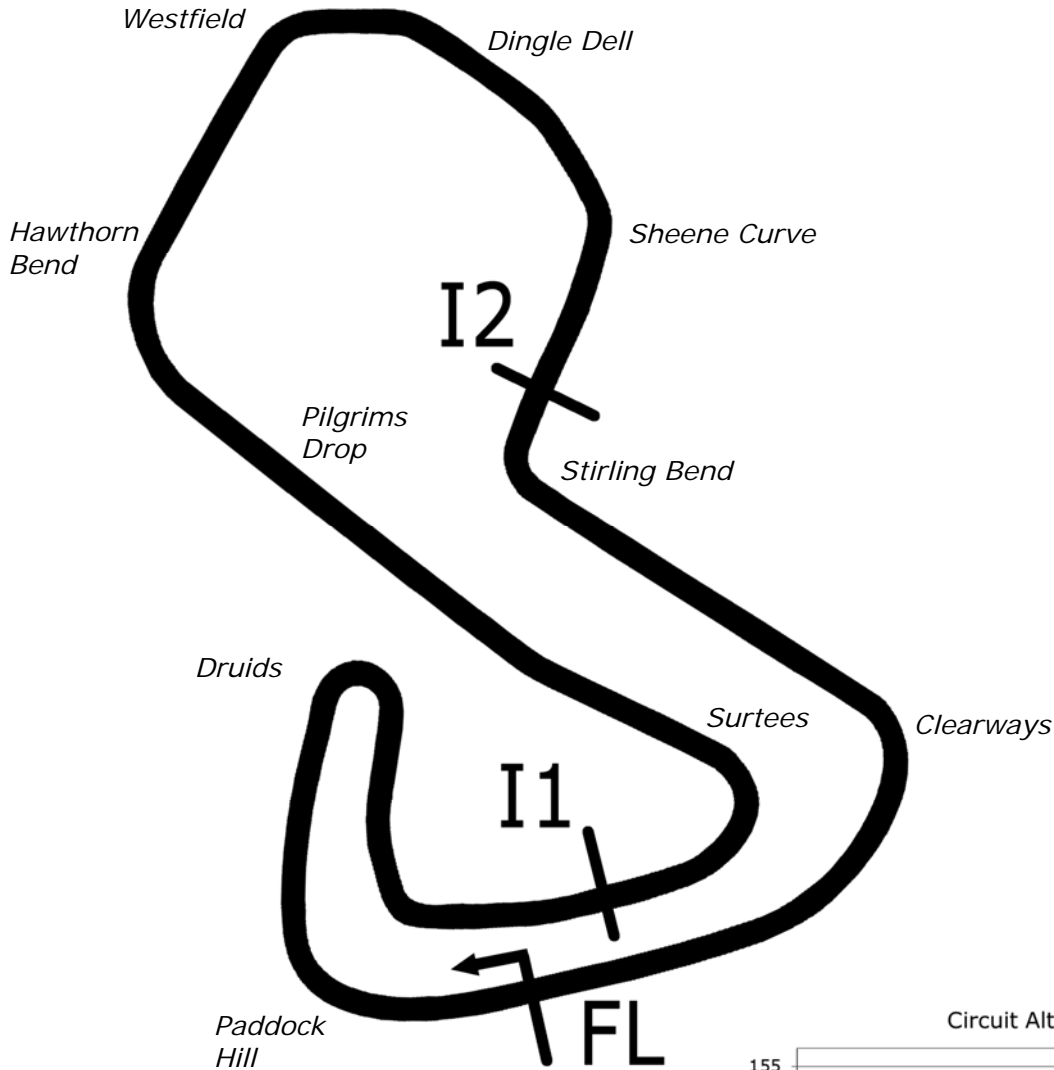
SPORTS TIMING

TIMING SOLUTIONS LTD

Results Provided by Timing Solutions Ltd

www.tsl-timing.com

Brands Hatch GP



Length	2.4332 miles	3916.0 m	
FL		51.36032 N	0.26032 E
I1	1116m	51.35934 N	0.25955 E
I2	2928m	51.35532 N	0.26250 E
Pit Entry	3646m	51.35911 N	0.25743 E
Pit Exit	26m after FL	51.36027 N	0.26078 E
Pit Entry-Pit Exit 277m, 16.6s @60kph, 12.4s @80kph			

All results available at www.tsl-timing.com

Quaife Cannon TinTops & Quaife Modified Saloons

QUALIFYING - RACE 9 - CLASSIFICATION

POS	NO	CL	PIC NAME	ENTRY	TIME	ON	LAPS	GAP	DIFF	MPH
1	44	A	1 Rod BIRLEY	Ford Escort WRC	1:39.192	4	4			88.31
2	93	B	1 Paul ADAMS	Ford Focus RS	1:43.551	4	7	4.359	4.359	84.59
3	28	A	2 Malcolm WISE	Ford Escort Cosworth	1:44.506	3	8	5.314	0.955	83.82
4	14	C	1 David COWAN	BMW M3 E46	1:44.908	8	8	5.716	0.402	83.50
5	17	B	2 Tony SKELTON	Renault Clio	1:44.970	4	8	5.778	0.062	83.45
6	41	C	2 Matthew TURNER	BMW E46 M3	1:45.437	8	8	6.245	0.467	83.08
7	15	C	3 Graham CROWHURST	BMW E46 M3	1:45.559	8	8	6.367	0.122	82.98
8	141	I	1 Len COLLEY	BMW E30 325i	1:47.533	4	8	8.341	1.974	81.46
9	33	E	1 Riku GARNER	Renault Clio	1:47.684	7	7	8.492	0.151	81.34
10	74	D	1 Sean FAIRWEATHER	Ford Sierra	1:48.601	8	8	9.409	0.917	80.66
11	98	D	2 Dave CHARLTON	Seat Leon	1:48.722	4	6	9.530	0.121	80.57
12	88	C	4 Michael EUSTACE	BMW E46 M3	1:48.802	4	8	9.610	0.080	80.51
13	97	A	3 Ray BARROW	Chevrolet Camaro	1:48.806	3	8	9.614	0.004	80.50
14	91	C	5 Hugh GURNEY	BMW E46 M3	1:49.234	4	8	10.042	0.428	80.19
15	37	I	2 Ken ANGELL	BMW E36 328i	1:49.882	8	8	10.690	0.648	79.72
16	45	B	3 Martyn SCOTT	BMW E30	1:50.385	4	6	11.193	0.503	79.35
17	5*	I	3 Kamran TUNIO	Renault Clio	1:51.162	8	8	11.970	0.777	78.80
18	7*	A	4 Andrew MACKENZIE	Mitsubishi Evo 8	1:51.298	6	6	12.106	0.136	78.70
19	77	A	5 Paul RESTALL	Ford Sierra RS Cosworth	1:52.698	3	3	13.506	1.400	77.72
20	10	I	4 Bradley LANE	Peugeot 206GTI 180	1:55.542	3	7	16.350	2.844	75.81
21	198	I	5 Alfie BROOKER	BMW Mini Cooper S	1:56.638	2	3	17.446	1.096	75.10
22	76	I	6 Marcus BICKNELL	Citroen Saxo	1:56.812	7	7	17.620	0.174	74.99
23	177	I	7 Chris BICKNELL	Citroen Saxo	2:00.404	3	7	21.212	3.592	72.75

*5 - one lap time disallowed for track limits infringement.

*7 - no working transponder. Please fit for race.

Weather / Track : Bright / Dry

These results are provisional until the conclusion of any judicial and technical matters.

Brands Hatch GP

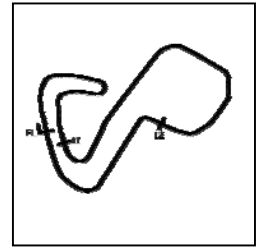
Circuit Length = 2.4332 miles

Start: 10:25 Flag 10:40 End: 10:41

Clerk Of Course :		Timekeeper :	
-------------------	--	--------------	--

Quaife Cannon TinTops & Quaife Modified Saloons

QUALIFYING - RACE 9 - SECTOR ANALYSIS



SECTOR 1 = FL to I1, SECTOR 2 = I1 to I2, SECTOR 3 = I2 to FL, DIFF = Difference To Personal Best Lap, P = Crossed Finish Line in Pit Lane, D = Time Disallowed

P1 44 A		Rod BIRLEY					Ford Escort WRC				
IDEAL LAP TIME : 1:39.192		BEST LAP TIME : 1:39.192					DIFFERENCE : 0.000				
LAP	SECTOR 1	SECTOR 2		SECTOR 3		LAP TIME	MPH	DIFF	TIME OF DAY		
1 -	OUTLAP	85.4	53.077	79.2	26.599	124.2	2:01.955	71.82	22.763	10:27:15.269	
2 -	33.634	93.8	47.032	84.4	24.582	131.5	1:45.248 (3)	83.23	6.056	10:29:00.517	
3 -	32.230	97.5	45.033	81.1	23.837	132.6	1:41.100 (2)	86.64	1.908	10:30:41.617	
4 -	31.556	98.9	44.106	83.8	23.530	134.2	1:39.192 (1)	88.31		10:32:20.809	

P2 93 B		Paul ADAMS					Ford Focus RS				
IDEAL LAP TIME : 1:42.941		BEST LAP TIME : 1:43.551					DIFFERENCE : 0.610				
LAP	SECTOR 1	SECTOR 2		SECTOR 3		LAP TIME	MPH	DIFF	TIME OF DAY		
1 -	OUTLAP	74.3	57.272	65.2	27.591	121.1	2:08.999	67.90	25.448	10:28:08.024	
2 -	34.749	83.9	51.127	74.2	25.468	129.0	1:51.344	78.67	7.793	10:29:59.368	
3 -	32.348	97.1	48.052	79.8	24.965	124.2	1:45.365 (2)	83.13	1.814	10:31:44.733	
4 -	32.400	95.5	46.973	82.3	24.178	128.8	1:43.551 (1)	84.59		10:33:28.284	
5 -	32.458	77.6	50.795	75.8	25.073	125.2	1:48.326 (3)	80.86	4.775	10:35:16.610	
6 -	31.790	98.9	1:01.415	62.8	IN PIT		3:09.642 P	46.19	1:26.091	10:38:26.252	
7 -	OUTLAP	91.1	50.920	50.3	27.761	109.4	1:55.904	75.57	12.353	10:40:22.156	

P3 28 A		Malcolm WISE					Ford Escort Cosworth				
IDEAL LAP TIME : 1:43.717		BEST LAP TIME : 1:44.506					DIFFERENCE : 0.789				
LAP	SECTOR 1	SECTOR 2		SECTOR 3		LAP TIME	MPH	DIFF	TIME OF DAY		
1 -	OUTLAP	74.4	1:00.349	71.7	28.609	115.9	2:12.719	66.00	28.213	10:27:45.522	
2 -	35.256	95.3	50.796	68.4	26.488	128.0	1:52.540	77.83	8.034	10:29:38.062	
3 -	32.792	86.3	47.256	81.5	24.458	132.6	1:44.506 (1)	83.82		10:31:22.568	
4 -	32.055	100.9	49.108	85.0	24.511	131.0	1:45.674	82.89	1.168	10:33:08.242	
5 -	32.561	104.0	47.847	86.4	25.054	132.8	1:45.462 (2)	83.06	0.956	10:34:53.704	
6 -	32.603	96.9	55.867	55.7	37.131	62.6	2:05.601	69.74	21.095	10:36:59.305	
7 -	47.127	56.9	59.006	80.0	24.778	131.8	2:10.911	66.91	26.405	10:39:10.216	
8 -	33.879	96.2	47.282	81.5	24.406	128.0	1:45.567 (3)	82.97	1.061	10:40:55.783	

P4 14 C		David COWAN					BMW M3 E46				
IDEAL LAP TIME : 1:44.908		BEST LAP TIME : 1:44.908					DIFFERENCE : 0.000				
LAP	SECTOR 1	SECTOR 2		SECTOR 3		LAP TIME	MPH	DIFF	TIME OF DAY		
1 -	OUTLAP	65.3	59.443	64.9	28.423	105.8	2:15.584	64.60	30.676	10:27:55.287	
2 -	37.187	84.8	51.449	68.2	28.263	115.5	1:56.899	74.93	11.991	10:29:52.186	
3 -	34.512	90.5	49.588	73.0	26.543	117.9	1:50.643	79.17	5.735	10:31:42.829	
4 -	33.623	91.0	48.306	80.0	25.282	119.1	1:47.211 (2)	81.70	2.303	10:33:30.040	
5 -	33.145	85.8	49.452	78.3	25.790	117.5	1:48.387 (3)	80.82	3.479	10:35:18.427	
6 -	34.063	85.3	1:02.312	60.4	32.844	77.6	2:09.219	67.79	24.311	10:37:27.646	
7 -	40.739	56.9	51.791	68.3	26.195	118.5	1:58.725	73.78	13.817	10:39:26.371	
8 -	32.922	92.9	47.114	81.0	24.872	118.5	1:44.908 (1)	83.50		10:41:11.279	

P5 17 B		Tony SKELTON					Renault Clio				
IDEAL LAP TIME : 1:44.586		BEST LAP TIME : 1:44.970					DIFFERENCE : 0.384				
LAP	SECTOR 1	SECTOR 2		SECTOR 3		LAP TIME	MPH	DIFF	TIME OF DAY		
1 -	OUTLAP	82.1	53.417	77.2	25.919	128.8	2:01.334	72.19	16.364	10:27:12.157	
2 -	34.186	91.4	50.013	63.6	25.053	126.8	1:49.252	80.18	4.282	10:29:01.409	
3 -	33.733	98.2	48.302	81.2	24.283	126.6	1:46.318 (2)	82.39	1.348	10:30:47.727	
4 -	32.333	96.9	48.609	80.7	24.028	126.6	1:44.970 (1)	83.45		10:32:32.697	
5 -	33.184	95.5	49.062	84.2	24.488	126.6	1:46.734 (3)	82.07	1.764	10:34:19.431	
6 -	32.439	88.0	48.225	83.0	26.983	85.0	1:47.647	81.37	2.677	10:36:07.078	
7 -	47.476	71.9	1:01.558	65.8	31.428	122.9	2:20.462	62.36	35.492	10:38:27.540	
8 -	33.162	97.9	48.330	84.7	26.634	115.5	1:48.126	81.01	3.156	10:40:15.666	

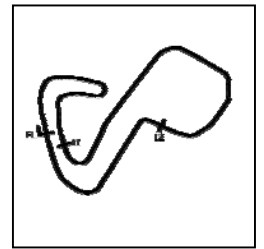
P6 41 C		Matthew TURNER					BMW E46 M3				
IDEAL LAP TIME : 1:45.437		BEST LAP TIME : 1:45.437					DIFFERENCE : 0.000				
LAP	SECTOR 1	SECTOR 2		SECTOR 3		LAP TIME	MPH	DIFF	TIME OF DAY		

Weather / Track : Bright / Dry

Brands Hatch GP
Circuit Length = 2.4332 miles
Start: 10:25 Flag 10:40 End: 10:41

Quaife Cannon TinTops & Quaife Modified Saloons

QUALIFYING - RACE 9 - SECTOR ANALYSIS



SECTOR 1 = FL to I1, SECTOR 2 = I1 to I2, SECTOR 3 = I2 to FL, DIFF = Difference To Personal Best Lap, P = Crossed Finish Line in Pit Lane, D = Time Disallowed

1 -	OUTLAP	67.6	1:01.979	64.9	28.078	111.2	2:17.353	63.77	31.916	10:27:54.308
2 -	37.330	83.4	51.556	68.6	25.896	116.5	1:54.782	76.31	9.345	10:29:49.090
3 -	36.026	84.9	55.071	58.3	27.687	118.1	1:58.784	73.74	13.347	10:31:47.874
4 -	34.070	87.2	50.855	76.0	25.222	117.1	1:50.147 (2)	79.52	4.710	10:33:38.021
5 -	34.613	70.4	51.635	79.4	24.968	118.5	1:51.216 (3)	78.76	5.779	10:35:29.237
6 -	39.294	51.7	1:06.370	60.5	32.816	73.3	2:18.480	63.25	33.043	10:37:47.717
7 -	42.473	68.8	51.820	68.5	25.765	119.1	2:00.058	72.96	14.621	10:39:47.775
8 -	33.151	88.3	47.411	76.3	24.875	118.7	1:45.437 (1)	83.08		10:41:33.212

P7 15 C		Graham CROWHURST				BMW E46 M3				
IDEAL LAP TIME : 1:45.559		BEST LAP TIME : 1:45.559				DIFFERENCE : 0.000				
LAP	SECTOR 1	SECTOR 2		SECTOR 3		LAP TIME	MPH	DIFF	TIME OF DAY	
1 -	OUTLAP	76.5	53.460	65.9	26.683	114.3	2:05.913	69.57	20.354	10:28:01.101
2 -	35.579	92.0	49.302	70.9	25.554	116.5	1:50.435	79.32	4.876	10:29:51.536
3 -	34.107	86.4	49.404	74.8	25.115	118.1	1:48.626 (3)	80.64	3.067	10:31:40.162
4 -	33.292	93.0	48.178	77.9	25.284	117.5	1:46.754 (2)	82.05	1.195	10:33:26.916
5 -	33.464	82.7	51.495	78.3	26.003	117.5	1:50.962	78.94	5.403	10:35:17.878
6 -	33.190	79.7	1:03.036	63.1	32.716	79.3	2:08.942	67.93	23.383	10:37:26.820
7 -	40.893	58.0	51.822	70.7	25.619	118.3	1:58.334	74.02	12.775	10:39:25.154
8 -	33.171	95.5	47.284	76.2	25.104	118.1	1:45.559 (1)	82.98		10:41:10.713

P8 141 I		Len COLLEY				BMW E30 325i				
IDEAL LAP TIME : 1:47.437		BEST LAP TIME : 1:47.533				DIFFERENCE : 0.096				
LAP	SECTOR 1	SECTOR 2		SECTOR 3		LAP TIME	MPH	DIFF	TIME OF DAY	
1 -	OUTLAP	56.4	58.327	77.7	27.275	110.1	2:13.697	65.52	26.164	10:27:57.350
2 -	37.946	82.4	48.924	68.6	26.457	113.1	1:53.327	77.29	5.794	10:29:50.677
3 -	33.945	88.4	50.208	76.2	26.266	112.9	1:50.419 (3)	79.33	2.886	10:31:41.096
4 -	33.892	89.1	48.055	86.3	25.586	112.7	1:47.533 (1)	81.46		10:33:28.629
5 -	34.012	89.1	50.489	55.7	31.555	112.5	1:56.056	75.47	8.523	10:35:24.685
6 -	34.892	86.5	1:01.595	71.9	29.442	92.9	2:05.929	69.56	18.396	10:37:30.614
7 -	39.404	63.8	51.383	75.2	26.369	112.9	1:57.156	74.77	9.623	10:39:27.770
8 -	34.208	89.7	47.978	87.0	25.567	112.7	1:47.753 (2)	81.29	0.220	10:41:15.523

P9 33 E		Riku GARNER				Renault Clio				
IDEAL LAP TIME : 1:47.591		BEST LAP TIME : 1:47.684				DIFFERENCE : 0.093				
LAP	SECTOR 1	SECTOR 2		SECTOR 3		LAP TIME	MPH	DIFF	TIME OF DAY	
1 -	OUTLAP	79.9	57.865	69.6	28.411	107.5	2:08.935	67.93	21.251	10:27:51.447
2 -	36.841	84.0	52.916	75.8	27.196	108.9	1:56.953 (2)	74.90	9.269	10:29:48.400
3 -	34.842	86.7	51.180	79.2	IN PIT		3:21.814 P	43.40	1:34.130	10:33:10.214
4 -	OUTLAP	79.2	51.352	82.5	25.696	109.8	1:54.209	76.70	6.525	10:35:04.423
5 -	33.910	82.1	54.157	65.9	30.500	82.0	1:58.567 (3)	73.88	10.883	10:37:02.990
6 -	47.102	57.9	1:02.068	61.3	27.263	110.0	2:16.433	64.20	28.749	10:39:19.423
7 -	32.876	90.3	49.019	85.0	25.789	110.5	1:47.684 (1)	81.34		10:41:07.107

P10 74 D		Sean FAIRWEATHER				Ford Sierra				
IDEAL LAP TIME : 1:48.593		BEST LAP TIME : 1:48.601				DIFFERENCE : 0.008				
LAP	SECTOR 1	SECTOR 2		SECTOR 3		LAP TIME	MPH	DIFF	TIME OF DAY	
1 -	OUTLAP	80.3	57.955	70.4	28.142	109.1	2:10.440	67.15	21.839	10:27:27.270
2 -	36.061	85.2	50.943	73.8	26.814	107.3	1:53.818	76.96	5.217	10:29:21.088
3 -	35.535	88.3	50.715	81.7	26.708	115.9	1:52.958	77.54	4.357	10:31:14.046
4 -	34.559	95.3	49.461	83.4	25.321	121.5	1:49.341 (2)	80.11	0.740	10:33:03.387
5 -	34.770	79.5	51.080	82.4	26.137	120.9	1:51.987 (3)	78.22	3.386	10:34:55.374
6 -	34.463	84.0	56.640	55.5	34.873	63.9	2:05.976	69.53	17.375	10:37:01.350
7 -	47.566	57.4	1:01.671	65.3	26.894	122.2	2:16.131	64.34	27.530	10:39:17.481
8 -	33.824	92.9	49.469	84.2	25.308	122.9	1:48.601 (1)	80.66		10:41:06.082

P11 98 D		Dave CHARLTON				Seat Leon				
IDEAL LAP TIME : 1:48.722		BEST LAP TIME : 1:48.722				DIFFERENCE : 0.000				
LAP	SECTOR 1	SECTOR 2		SECTOR 3		LAP TIME	MPH	DIFF	TIME OF DAY	

Weather / Track : Bright / Dry

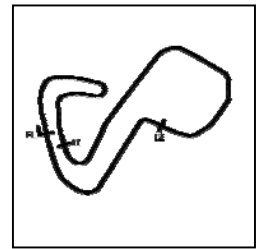
Brands Hatch GP

Circuit Length = 2.4332 miles

Start: 10:25 Flag 10:40 End: 10:41

Quaife Cannon TinTops & Quaife Modified Saloons

QUALIFYING - RACE 9 - SECTOR ANALYSIS



SECTOR 1 = FL to I1, SECTOR 2 = I1 to I2, SECTOR 3 = I2 to FL, DIFF = Difference To Personal Best Lap, P = Crossed Finish Line in Pit Lane, D = Time Disallowed

LAP	SECTOR 1	SECTOR 2	SECTOR 3	LAP TIME	MPH	DIFF	TIME OF DAY			
1 -	OUTLAP	76.2	55.087	66.1	28.270	118.5	2:08.188	68.33	19.466	10:27:23.492
2 -	35.478	87.9	49.976	72.6	26.428	113.5	1:51.882 (3)	78.29	3.160	10:29:15.374
3 -	34.180	86.5	49.900	73.5	25.968	113.9	1:50.048 (2)	79.60	1.326	10:31:05.422
4 -	33.782	92.3	49.115	76.8	25.825	112.4	1:48.722 (1)	80.57		10:32:54.144
5 -	37.963	47.1	53.949	74.3	25.868	113.9	1:57.780	74.37	9.058	10:34:51.924
6 -	35.857	73.7	57.673	57.6	35.293	68.1	2:08.823	67.99	20.101	10:37:00.747

P12 88 C		Michael EUSTACE				BMW E46 M3				
IDEAL LAP TIME : 1:47.349		BEST LAP TIME : 1:48.802				DIFFERENCE : 1.453				
LAP	SECTOR 1	SECTOR 2	SECTOR 3	LAP TIME	MPH	DIFF	TIME OF DAY			
1 -	OUTLAP	77.4	58.456	67.9	28.063	115.5	2:09.870	67.45	21.068	10:27:56.264
2 -	41.122	80.3	58.995	76.6	27.051	115.9	2:07.168	68.88	18.366	10:30:03.432
3 -	33.869	91.1	49.384	78.9	27.740	112.5	1:50.993	78.92	2.191	10:31:54.425
4 -	33.248	89.3	49.355	79.4	26.199	114.1	1:48.802 (1)	80.51		10:33:43.227
5 -	32.891	92.6	51.289	84.9	26.146	113.5	1:50.326 (3)	79.39	1.524	10:35:33.553
6 -	35.527	53.3	1:06.512	55.7	32.559	72.0	2:14.598	65.08	25.796	10:37:48.151
7 -	41.540	89.0	49.212	79.7	26.258	115.7	1:57.010	74.86	8.208	10:39:45.161
8 -	35.568	74.5	48.849	77.9	25.609	110.5	1:50.026 (2)	79.61	1.224	10:41:35.187

P13 97 A		Ray BARROW				Chevrolet Camaro				
IDEAL LAP TIME : 1:48.409		BEST LAP TIME : 1:48.806				DIFFERENCE : 0.397				
LAP	SECTOR 1	SECTOR 2	SECTOR 3	LAP TIME	MPH	DIFF	TIME OF DAY			
1 -	OUTLAP	72.1	54.111	68.9	25.766	125.9	2:03.189	71.10	14.383	10:27:21.671
2 -	35.479	92.8	49.369	69.3	25.203	130.5	1:50.051 (3)	79.59	1.245	10:29:11.722
3 -	34.791	92.0	48.684	76.3	25.331	115.9	1:48.806 (1)	80.50		10:31:00.528
4 -	35.463	92.5	48.734	77.5	25.662	125.6	1:49.859 (2)	79.73	1.053	10:32:50.387
5 -	38.451	86.4	49.496	78.3	25.854	128.5	1:53.801	76.97	4.995	10:34:44.188
6 -	35.292	86.2	49.993	70.1	29.058	91.8	1:54.343	76.61	5.537	10:36:38.531
7 -	38.471	69.9	1:24.789	68.1	26.257	124.2	2:29.517	58.58	40.711	10:39:08.048
8 -	36.079	78.2	49.664	79.7	24.934	131.8	1:50.677	79.14	1.871	10:40:58.725

P14 91 C		Hugh GURNEY				BMW E46 M3				
IDEAL LAP TIME : 1:49.224		BEST LAP TIME : 1:49.234				DIFFERENCE : 0.010				
LAP	SECTOR 1	SECTOR 2	SECTOR 3	LAP TIME	MPH	DIFF	TIME OF DAY			
1 -	OUTLAP	80.4	54.014	72.1	28.332	111.8	2:04.247	70.50	15.013	10:27:18.442
2 -	35.198	90.8	49.972	72.7	26.419	115.5	1:51.589 (3)	78.50	2.355	10:29:10.031
3 -	34.630	90.3	49.240	76.6	26.031	115.9	1:49.901 (2)	79.70	0.667	10:30:59.932
4 -	34.572	92.5	48.661	74.6	26.001	116.5	1:49.234 (1)	80.19		10:32:49.166
5 -	42.725	59.3	1:01.601	57.3	29.803	113.3	2:14.129	65.30	24.895	10:35:03.295
6 -	37.186	66.0	1:02.387	65.4	30.751	92.9	2:10.324	67.21	21.090	10:37:13.619
7 -	44.723	58.9	1:03.595	51.0	32.375	113.1	2:20.693	62.26	31.459	10:39:34.312
8 -	34.562	92.5	56.040	71.3	26.956	107.8	1:57.558	74.51	8.324	10:41:31.870

P15 37 I		Ken ANGELL				BMW E36 328i				
IDEAL LAP TIME : 1:49.882		BEST LAP TIME : 1:49.882				DIFFERENCE : 0.000				
LAP	SECTOR 1	SECTOR 2	SECTOR 3	LAP TIME	MPH	DIFF	TIME OF DAY			
1 -	OUTLAP	80.9	56.898	74.8	28.558	111.2	2:07.901	68.48	18.019	10:27:42.821
2 -	36.527	81.5	54.589	79.2	27.306	111.8	1:58.422	73.97	8.540	10:29:41.243
3 -	34.759	88.8	50.017	77.0	26.881	112.9	1:51.657 (3)	78.45	1.775	10:31:32.900
4 -	34.620	89.3	49.835	77.7	26.499	112.7	1:50.954 (2)	78.95	1.072	10:33:23.854
5 -	34.429	86.8	52.828	75.6	27.096	113.9	1:54.353	76.60	4.471	10:35:18.207
6 -	35.129	87.3	1:02.629	65.9	32.288	73.6	2:10.046	67.35	20.164	10:37:28.253
7 -	40.795	54.0	53.389	72.7	27.659	112.2	2:01.843	71.89	11.961	10:39:30.096
8 -	34.208	90.0	49.375	80.6	26.299	112.7	1:49.882 (1)	79.72		10:41:19.978

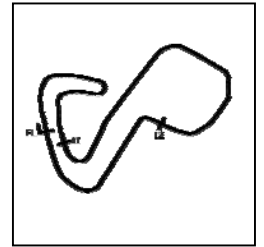
P16 45 B		Martyn SCOTT				BMW E30				
IDEAL LAP TIME : 1:50.203		BEST LAP TIME : 1:50.385				DIFFERENCE : 0.182				
LAP	SECTOR 1	SECTOR 2	SECTOR 3	LAP TIME	MPH	DIFF	TIME OF DAY			
1 -	OUTLAP	72.4	59.560	61.6	29.238	104.8	2:15.232	64.77	24.847	10:27:38.652

Weather / Track : Bright / Dry

Brands Hatch GP
Circuit Length = 2.4332 miles
Start: 10:25 Flag 10:40 End: 10:41

Quaife Cannon TinTops & Quaife Modified Saloons

QUALIFYING - RACE 9 - SECTOR ANALYSIS



SECTOR 1 = FL to I1, SECTOR 2 = I1 to I2, SECTOR 3 = I2 to FL, DIFF = Difference To Personal Best Lap, P = Crossed Finish Line in Pit Lane, D = Time Disallowed

2 -	39.433	77.6	52.994	71.8	27.135	106.0	1:59.562	73.26	9.177	10:29:38.214
3 -	36.444	86.3	50.521	73.4	26.188	118.7	1:53.153 (2)	77.41	2.768	10:31:31.367
4 -	35.225	93.3	49.413	75.0	25.747	119.4	1:50.385 (1)	79.35		10:33:21.752
5 -	35.043	76.6	53.902	74.8	25.853	117.7	1:54.798 (3)	76.30	4.413	10:35:16.550
6 -	35.634	84.7	1:56.731	53.6	31.743	108.4	3:04.108	47.57	1:13.723	10:38:20.658

P17	5 I	Kamran TUNIO	Renault Clio							
IDEAL LAP TIME : 1:51.038		BEST LAP TIME : 1:51.162		DIFFERENCE : 0.124						
LAP	SECTOR 1	SECTOR 2	SECTOR 3	LAP TIME	MPH	DIFF	TIME OF DAY			
1 -	OUTLAP	77.4	59.932	63.7	28.720	101.3	2:12.280	66.22	21.118	10:27:39.074
2 -	37.692	79.9	51.338	74.8	27.250	102.6	1:56.280	75.33	5.118	10:29:35.354
3 -	34.981	81.9	50.337	78.5	27.255	104.2	1:52.573 D	77.81	1.411	10:31:27.927
4 -	35.203	82.4	50.040	76.9	27.272	103.5	1:52.515 (2)	77.85	1.353	10:33:20.442
5 -	35.120	72.6	51.949	79.1	27.248	104.0	1:54.317 (3)	76.62	3.155	10:35:14.759
6 -	35.207	74.7	1:02.874	62.7	33.207	83.5	2:11.288	66.72	20.126	10:37:26.047
7 -	39.746	68.1	53.301	73.2	28.456	105.1	2:01.503	72.09	10.341	10:39:27.550
8 -	35.105	83.8	49.294	82.5	26.763	104.6	1:51.162 (1)	78.80		10:41:18.712

P18	7 A	Andrew MACKENZIE	Mitsubishi Evo 8							
IDEAL LAP TIME :		BEST LAP TIME : 1:51.298		DIFFERENCE :						
LAP	SECTOR 1	SECTOR 2	SECTOR 3	LAP TIME	MPH	DIFF	TIME OF DAY			
1 -				2:02.849	71.30	11.551	10:29:43.749			
2 -				2:01.507	72.09	10.209	10:31:45.256			
3 -				1:54.886 (2)	76.24	3.588	10:33:40.142			
4 -				1:55.186 (3)	76.04	3.888	10:35:35.328			
5 -				2:44.027	53.40	52.729	10:38:19.355			
6 -				1:51.298 (1)	78.70		10:40:10.653			

P19	77 A	Paul RESTALL	Ford Sierra RS Cosworth							
IDEAL LAP TIME : 1:51.184		BEST LAP TIME : 1:52.698		DIFFERENCE : 1.514						
LAP	SECTOR 1	SECTOR 2	SECTOR 3	LAP TIME	MPH	DIFF	TIME OF DAY			
1 -	OUTLAP	77.1	59.741	75.3	29.519	98.6	2:13.669	65.53	20.971	10:27:45.133
2 -	38.511	90.5	53.543	73.3	28.054	120.4	2:00.108 (2)	72.93	7.410	10:29:45.241
3 -	35.489	93.5	51.594	78.3	25.615	127.5	1:52.698 (1)	77.72		10:31:37.939

P20	10 I	Bradley LANE	Peugeot 206GTI 180							
IDEAL LAP TIME : 1:55.444		BEST LAP TIME : 1:55.542		DIFFERENCE : 0.098						
LAP	SECTOR 1	SECTOR 2	SECTOR 3	LAP TIME	MPH	DIFF	TIME OF DAY			
1 -	OUTLAP	69.9	59.437	64.5	29.240	95.1	2:12.492	66.11	16.950	10:28:14.035
2 -	38.216	79.9	52.905	73.9	27.879	106.3	1:59.000	73.61	3.458	10:30:13.035
3 -	35.632	82.0	52.293	75.0	27.617	105.5	1:55.542 (1)	75.81		10:32:08.577
4 -	36.510	76.6	53.131	74.4	27.519	105.6	1:57.160 (2)	74.76	1.618	10:34:05.737
5 -	35.633	78.6	52.917	72.7	29.407	72.0	1:57.957 (3)	74.26	2.415	10:36:03.694
6 -	43.089	68.4	1:03.533	52.7	31.142	103.8	2:17.764	63.58	22.222	10:38:21.458
7 -	37.378	82.9	52.789	67.1	27.880	106.1	1:58.047	74.20	2.505	10:40:19.505

P21	198 I	Alfie BROOKER	BMW Mini Cooper S							
IDEAL LAP TIME : 1:56.615		BEST LAP TIME : 1:56.638		DIFFERENCE : 0.023						
LAP	SECTOR 1	SECTOR 2	SECTOR 3	LAP TIME	MPH	DIFF	TIME OF DAY			
1 -	OUTLAP		56.957	65.4	28.580	110.0	2:09.547	67.61	12.909	10:28:09.337
2 -	35.573		54.022	72.9	27.043	108.5	1:56.638 (1)	75.10		10:30:05.975
3 -	35.550		54.022	72.5	27.170	108.5	1:56.742 (2)	75.03	0.104	10:32:02.717

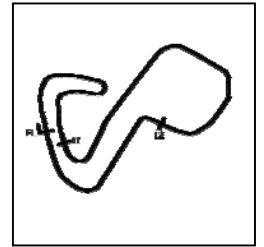
P22	76 I	Marcus BICKNELL	Citroen Saxo							
IDEAL LAP TIME : 1:56.812		BEST LAP TIME : 1:56.812		DIFFERENCE : 0.000						
LAP	SECTOR 1	SECTOR 2	SECTOR 3	LAP TIME	MPH	DIFF	TIME OF DAY			
1 -	OUTLAP	64.1	57.291	68.4	28.904	98.6	2:11.950	66.38	15.138	10:28:05.223
2 -	37.033	76.2	55.305	71.2	27.875	100.4	2:00.213	72.86	3.401	10:30:05.436

Weather / Track : Bright / Dry

Brands Hatch GP
Circuit Length = 2.4332 miles
Start: 10:25 Flag 10:40 End: 10:41

Quaife Cannon TinTops & Quaife Modified Saloons

QUALIFYING - RACE 9 - SECTOR ANALYSIS



SECTOR 1 = FL to I1, SECTOR 2 = I1 to I2, SECTOR 3 = I2 to FL, DIFF = Difference To Personal Best Lap, P = Crossed Finish Line in Pit Lane, D = Time Disallowed

3 -	37.514	77.3	53.385	69.1	27.985	100.1	1:58.884 (2)	73.68	2.072	10:32:04.320
4 -	36.647	73.5	54.920	71.3	28.049	99.1	1:59.616 (3)	73.23	2.804	10:34:03.936
5 -	36.321	77.7	53.515	73.5	30.768	65.0	2:00.604	72.63	3.792	10:36:04.540
6 -	49.107	60.5	1:01.385	51.9	32.701	96.2	2:23.193	61.17	26.381	10:38:27.733
7 -	35.877	80.1	53.087	69.4	27.848	97.6	1:56.812 (1)	74.99		10:40:24.545

P23 177 I	Chris BICKNELL	Citroen Saxo
IDEAL LAP TIME : 2:00.069	BEST LAP TIME : 2:00.404	DIFFERENCE : 0.335

LAP	SECTOR 1	SECTOR 2	SECTOR 3	LAP TIME	MPH	DIFF	TIME OF DAY			
1 -	OUTLAP	69.7	59.546	62.8	29.653	100.6	2:16.354	64.24	15.950	10:28:13.805
2 -	37.573	76.8	56.940	67.9	28.554	101.6	2:03.067 (3)	71.17	2.663	10:30:16.872
3 -	36.458	78.3	55.645	70.6	28.301	102.4	2:00.404 (1)	72.75		10:32:17.276
4 -	37.171	67.0	1:02.256	65.2	28.618	101.6	2:08.045	68.41	7.641	10:34:25.321
5 -	36.834	60.0	1:02.621	48.2	33.055	97.6	2:12.510	66.10	12.106	10:36:37.831
6 -	38.526	70.3	1:26.550	67.5	28.684	101.3	2:33.760	56.97	33.356	10:39:11.591
7 -	36.123	81.1	57.172	71.4	29.354	101.5	2:02.649 (2)	71.42	2.245	10:41:14.240

Quaife Cannon TinTops & Quaife Modified Saloons

QUALIFYING - RACE 9 - BEST SPEEDS

POS	INTERMEDIATE 1			INTERMEDIATE 2			FINISH LINE		
	NO	NAME	MPH	NO	NAME	MPH	NO	NAME	MPH
1	28	WISE	104.0	141	COLLEY	87.0	44	BIRLEY	134.2
2	77	RESTALL	101.2	28	WISE	86.4	28	WISE	132.8
3	44	BIRLEY	98.9	33	GARNER	85.0	97	BARROW	131.8
4	93	ADAMS	98.9	88	EUSTACE	84.9	93	ADAMS	129.0
5	17	SKELTON	98.2	17	SKELTON	84.7	17	SKELTON	128.8
6	15	CROWHURST	95.5	44	BIRLEY	84.4	77	RESTALL	127.5
7	74	FAIRWEATHER	95.3	74	FAIRWEATHER	84.2	74	FAIRWEATHER	122.9
8	45	SCOTT	93.3	5	TUNIO	82.5	45	SCOTT	119.4
9	14	COWAN	92.9	93	ADAMS	82.3	14	COWAN	119.1
10	97	BARROW	92.8	14	COWAN	81.0	41	TURNER	119.1
11	88	EUSTACE	92.6	37	ANGELL	80.6	98	CHARLTON	118.5
12	91	GURNEY	92.5	97	BARROW	79.7	15	CROWHURST	118.3
13	98	CHARLTON	92.3	41	TURNER	79.4	91	GURNEY	116.5
14	33	GARNER	90.3	15	CROWHURST	78.3	88	EUSTACE	115.9
15	37	ANGELL	90.0	77	RESTALL	78.3	37	ANGELL	113.9
16	141	COLLEY	89.7	98	CHARLTON	76.8	141	COLLEY	113.1
17	41	TURNER	88.3	91	GURNEY	76.6	33	GARNER	110.5
18	5	TUNIO	83.8	45	SCOTT	75.0	198	BROOKER	110.0
19	10	LANE	82.9	10	LANE	75.0	10	LANE	106.3
20	177	BICKNELL	81.1	76	BICKNELL	73.5	5	TUNIO	105.1
21	76	BICKNELL	80.1	198	BROOKER	72.9	177	BICKNELL	102.4
22				177	BICKNELL	71.4	76	BICKNELL	100.4
23									

Weather / Track : Bright / Dry

Results can be found at www.tsl-timing.com

Brands Hatch GP
Circuit Length = 2.4332 miles
Start: 10:25 Flag 10:40 End: 10:41

Printed - 10:42 Sunday, 10 September 2017

Quaife Cannon TinTops & Quaife Modified Saloons

QUALIFYING - RACE 9 - BEST SECTORS

SECTOR 1		SECTOR 2		SECTOR 3		IDEAL / BEST COMPARISON					
POS	NO NAME	TIME	NO NAME	TIME	NO NAME	TIME	POS	NO NAME	IDEAL	BEST	DIFF
									PERFECT LAP	1:39.192	
1	44 BIRLEY	31.556	44 BIRLEY	44.106	44 BIRLEY	23.530	1	44 BIRLEY	1:39.192	1:39.192	0.000
2	93 ADAMS	31.790	93 ADAMS	46.973	17 SKELTON	24.028	2	93 ADAMS	1:42.941	1:43.551	0.610
3	28 WISE	32.055	14 COWAN	47.114	93 ADAMS	24.178	3	28 WISE	1:43.717	1:44.506	0.789
4	17 SKELTON	32.333	28 WISE	47.256	28 WISE	24.406	4	17 SKELTON	1:44.586	1:44.970	0.384
5	33 GARNER	32.876	15 CROWHURST	47.284	14 COWAN	24.872	5	14 COWAN	1:44.908	1:44.908	0.000
6	88 EUSTACE	32.891	41 TURNER	47.411	41 TURNER	24.875	6	41 TURNER	1:45.437	1:45.437	0.000
7	14 COWAN	32.922	141 COLLEY	47.978	97 BARROW	24.934	7	15 CROWHURST	1:45.559	1:45.559	0.000
8	41 TURNER	33.151	17 SKELTON	48.225	15 CROWHURST	25.104	8	88 EUSTACE	1:47.349	1:48.802	1.453
9	15 CROWHURST	33.171	91 GURNEY	48.661	74 FAIRWEATHER	25.308	9	141 COLLEY	1:47.437	1:47.533	0.096
10	98 CHARLTON	33.782	97 BARROW	48.684	141 COLLEY	25.567	10	33 GARNER	1:47.591	1:47.684	0.093
11	74 FAIRWEATHER	33.824	88 EUSTACE	48.849	88 EUSTACE	25.609	11	97 BARROW	1:48.409	1:48.806	0.397
12	141 COLLEY	33.892	33 GARNER	49.019	77 RESTALL	25.615	12	74 FAIRWEATHER	1:48.593	1:48.601	0.008
13	77 RESTALL	33.975	98 CHARLTON	49.115	33 GARNER	25.696	13	98 CHARLTON	1:48.722	1:48.722	0.000
14	37 ANGELL	34.208	5 TUNIO	49.294	45 SCOTT	25.747	14	91 GURNEY	1:49.224	1:49.234	0.010
15	91 GURNEY	34.562	37 ANGELL	49.375	98 CHARLTON	25.825	15	37 ANGELL	1:49.882	1:49.882	0.000
16	97 BARROW	34.791	45 SCOTT	49.413	91 GURNEY	26.001	16	45 SCOTT	1:50.203	1:50.385	0.182
17	5 TUNIO	34.981	74 FAIRWEATHER	49.461	37 ANGELL	26.299	17	5 TUNIO	1:51.038	1:51.162	0.124
18	45 SCOTT	35.043	77 RESTALL	51.594	5 TUNIO	26.763	18	77 RESTALL	1:51.184	1:52.698	1.514
19	198 BROOKER	35.550	10 LANE	52.293	198 BROOKER	27.043	19	10 LANE	1:55.444	1:55.542	0.098
20	10 LANE	35.632	76 BICKNELL	53.087	10 LANE	27.519	20	198 BROOKER	1:56.615	1:56.638	0.023
21	76 BICKNELL	35.877	198 BROOKER	54.022	76 BICKNELL	27.848	21	76 BICKNELL	1:56.812	1:56.812	0.000
22	177 BICKNELL	36.123	177 BICKNELL	55.645	177 BICKNELL	28.301	22	177 BICKNELL	2:00.069	2:00.404	0.335
23							23	7 MACKENZIE		1:51.298	

Weather / Track : Bright / Dry

Results can be found at www.tsl-timing.com

Brands Hatch GP


Circuit Length = 2.4332 miles

Start: 10:25 Flag 10:40 End: 10:41

Printed - 10:42 Sunday, 10 September 2017

Quaife Cannon TinTops & Quaife Modified Saloons

RACE 9 - GRID (20 minutes)

ROW 16	31	2:00.404 177 Chris BICKNELL	32	199 Robert HOSIER
ROW 15	29	1:56.638 198 Alfie BROOKER	30	1:56.812 76 Marcus BICKNELL
ROW 14	27	1:51.162 5 Kamran TUNIO	28	1:55.542 10 Bradley LANE
ROW 13	25	1:47.533 141 Len COLLEY	26	1:49.882 37 Ken ANGELL
ROW 12				
ROW 11				
ROW 10				
ROW 9				
ROW 8	15	1:51.298 7 Andrew MACKENZIE	16	1:52.698 77 Paul RESTALL
ROW 7	13	1:49.234 91 Hugh GURNEY	14	1:50.385 45 Martyn SCOTT
ROW 6	11	1:48.802 88 Michael EUSTACE	12	1:48.806 97 Ray BARROW
ROW 5	9	1:48.601 74 Sean FAIRWEATHER	10	1:48.722 98 Dave CHARLTON
ROW 4	7	1:45.559 15 Graham CROWHURST	8	1:47.684 33 Riku GARNER
ROW 3	5	1:44.970 17 Tony SKELTON	6	1:45.437 41 Matthew TURNER
ROW 2	3	1:44.506 28 Malcolm WISE	4	1:44.908 14 David COWAN
ROW 1	1	1:39.192 44 Rod BIRLEY	2	1:43.551 93 Paul ADAMS
Pole				
				

Brands Hatch GP
Circuit Length = 2.4332 miles

These results are provisional until the conclusion of any judicial and technical matters.

Clerk Of Course :		Timekeeper :
-------------------	--	--------------

Quaife Cannon TinTops & Quaife Modified Saloons

RACE 9 - CLASSIFICATION

POS	NO	CL	PIC NAME	ENTRY	LAPS	TIME	GAP	DIFF	MPH	BEST	ON
1	44	A	1 Rod BIRLEY	Ford Escort WRC	11	21:23.405			75.08	1:39.803	11
2	28	A	2 Malcolm WISE	Ford Escort Cosworth	11	21:23.622	0.217	0.217	75.06	1:39.764	11
3	93	B	1 Paul ADAMS	Ford Focus RS	11	21:37.598	14.193	13.976	74.25	1:43.864	10
4	41	C	1 Matthew TURNER	BMW E46 M3	11	21:47.304	23.899	9.706	73.70	1:44.714	10
5	74	D	1 Sean FAIRWEATHER	Ford Sierra	11	21:48.105	24.700	0.801	73.66	1:45.792	11
6	14	C	2 David COWAN	BMW M3 E46	11	21:48.701	25.296	0.596	73.62	1:45.567	10
7	33	E	1 Riku GARNER	Renault Clio	11	21:49.235	25.830	0.534	73.59	1:45.691	10
8	88	C	3 Michael EUSTACE	BMW E46 M3	11	21:49.320	25.915	0.085	73.59	1:45.123	11
9	91	C	4 Hugh GURNEY	BMW E46 M3	11	21:50.069	26.664	0.749	73.55	1:45.672	11
10	97	A	3 Ray BARROW	Chevrolet Camaro	11	21:51.169	27.764	1.100	73.49	1:44.368	10
11	45	B	2 Martyn SCOTT	BMW E30	11	22:03.676	40.271	12.507	72.79	1:48.528	9
12	98	D	2 Dave CHARLTON	Seat Leon	11	22:04.217	40.812	0.541	72.76	1:48.636	9
13	37	I	1 Ken ANGELL	BMW E36 328i	11	22:17.578	54.173	13.361	72.03	1:51.642	9
14	10	I	2 Bradley LANE	Peugeot 206GTI 180	11	22:18.128	54.723	0.550	72.00	1:51.312	9
15	5	I	3 Kamran TUNIO	Renault Clio	11	22:18.529	55.124	0.401	71.98	1:51.776	8
16	177	I	4 Chris BICKNELL	Citroen Saxo	11	22:33.629	1:10.224	15.100	71.18	1:54.114	8

NOT CLASSIFIED

DNF	15	C	Graham CROWHURST	BMW E46 M3	10	20:09.530	1 Lap	1 Lap	72.42	1:44.738	9
DNF	17	B	Tony SKELTON	Renault Clio	8	16:28.235	3 Laps	2 Laps	70.91	1:43.588	8
DNF	7	A	Andrew MACKENZIE	Mitsubishi Evo 8	4	7:40.077	7 Laps	4 Laps	76.15	1:48.751	2
DNF	76	I	Marcus BICKNELL	Citroen Saxo	4	8:07.120	7 Laps	27.043	71.93	1:58.092	4
DNF	198	I	Alfie BROOKER	BMW Mini Cooper S	2	10:39.543	9 Laps	2 Laps	27.39	2:05.344	1
DNF	141	I	Len COLLEY	BMW E30 325i	1	2:02.483	10 Laps	1 Lap	71.51	2:02.483	1
DNF	77	A	Paul RESTALL	Ford Sierra RS Cosworth	1	2:05.440	10 Laps	2.957	69.83	2:05.440	1

FASTEST LAP

28	A	Malcolm WISE	Ford Escort Cosworth	11	1:39.764	87.80 mph	141.30 kph
17	B	Tony SKELTON	Renault Clio	8	1:43.588	84.56 mph	136.09 kph
41	C	Matthew TURNER	BMW E46 M3	10	1:44.714	83.65 mph	134.62 kph
33	E	Riku GARNER	Renault Clio	10	1:45.691	82.88 mph	133.38 kph
74	D	Sean FAIRWEATHER	Ford Sierra	11	1:45.792	82.80 mph	133.25 kph
10	I	Bradley LANE	Peugeot 206GTI 180	9	1:51.312	78.69 mph	126.64 kph

Weather / Track : Cloudy / Dry

These results are provisional until the conclusion of any judicial and technical matters.

Brands Hatch GP

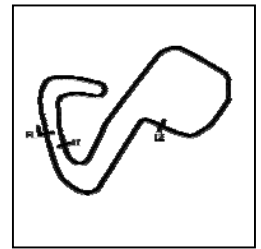
Circuit Length = 2.4332 miles

Start: 13:02 Flag 13:23 End: 13:25

Clerk Of Course :	Timekeeper :
-------------------	--------------

Quaife Cannon TinTops & Quaife Modified Saloons

RACE 9 - SECTOR ANALYSIS



SECTOR 1 = FL to I1, SECTOR 2 = I1 to I2, SECTOR 3 = I2 to FL, DIFF = Difference To Personal Best Lap, P = Crossed Finish Line in Pit Lane, D = Time Disallowed

P1 44 A Rod BIRLEY		Ford Escort WRC								
IDEAL LAP TIME : 1:39.485		BEST LAP TIME : 1:39.803			DIFFERENCE : 0.318					
LAP	SECTOR 1		SECTOR 2		SECTOR 3		LAP TIME	MPH	DIFF	TIME OF DAY
1 -		92.4	47.246	77.5	25.793	123.1	1:50.874	79.00	11.071	13:03:59.389
2 -	33.798	90.3	47.120	76.4	25.739	123.3	1:46.657	82.13	6.854	13:05:46.046
3 -	34.096	92.9	47.323	76.3	26.245	124.0	1:47.664	81.36	7.861	13:07:33.710
4 -	33.917	90.6	47.935	76.1	26.160	123.1	1:48.012	81.10	8.209	13:09:21.722
5 -	33.732	90.9	48.919	76.2	30.847	70.8	1:53.498	77.18	13.695	13:11:15.220
6 -	48.713	51.8	1:23.875	49.3	44.611	46.2	2:57.199	49.43	1:17.396	13:14:12.419
7 -	56.138	50.0	1:06.894	52.8	30.468	128.3	2:33.500	57.06	53.697	13:16:45.919
8 -	32.871	93.7	46.317	79.7	25.340	128.0	1:44.528	83.80	4.725	13:18:30.447
9 -	32.445	94.2	45.320	81.4	23.768	133.4	1:41.533 (3)	86.27	1.730	13:20:11.980
10 -	31.676	97.5	44.271	82.5	24.190	133.9	1:40.137 (2)	87.47	0.334	13:21:52.117
11 -	31.446	98.2	44.478	80.9	23.879	129.3	1:39.803 (1)	87.77		13:23:31.920

P2 28 A Malcolm WISE		Ford Escort Cosworth								
IDEAL LAP TIME : 1:39.760		BEST LAP TIME : 1:39.764			DIFFERENCE : 0.004					
LAP	SECTOR 1		SECTOR 2		SECTOR 3		LAP TIME	MPH	DIFF	TIME OF DAY
1 -		91.8	49.512	72.3	25.697	126.8	1:54.709	76.36	14.945	13:04:03.224
2 -	33.642	97.9	48.906	78.4	25.121	126.6	1:47.669	81.35	7.905	13:05:50.893
3 -	33.062	93.5	49.251	79.8	27.098	123.5	1:49.411	80.06	9.647	13:07:40.304
4 -	33.745	93.2	48.696	74.3	25.778	122.2	1:48.219	80.94	8.455	13:09:28.523
5 -	34.174	100.9	48.204	76.8	29.647	74.8	1:52.025	78.19	12.261	13:11:20.548
6 -	45.840	51.5	1:24.095	51.4	43.672	43.4	2:53.607	50.45	1:13.843	13:14:14.155
7 -	56.458	50.7	1:06.244	51.7	30.457	133.9	2:33.159	57.19	53.395	13:16:47.314
8 -	32.754	98.3	47.526	82.2	24.449	136.1	1:44.729	83.64	4.965	13:18:32.043
9 -	31.707	102.2	44.942	83.7	23.679	138.9	1:40.328 (3)	87.31	0.564	13:20:12.371
10 -	31.749	100.6	44.609	86.4	23.644	136.9	1:40.002 (2)	87.59	0.238	13:21:52.373
11 -	31.521	96.1	44.595	81.5	23.648	135.5	1:39.764 (1)	87.80		13:23:32.137

P3 93 B Paul ADAMS		Ford Focus RS								
IDEAL LAP TIME : 1:43.355		BEST LAP TIME : 1:43.864			DIFFERENCE : 0.509					
LAP	SECTOR 1		SECTOR 2		SECTOR 3		LAP TIME	MPH	DIFF	TIME OF DAY
1 -		90.8	49.975	76.3	25.359	127.3	1:54.181	76.71	10.317	13:04:02.696
2 -	33.059	96.0	49.035	77.4	25.341	127.3	1:47.435	81.53	3.571	13:05:50.131
3 -	33.322	93.4	49.234	76.4	25.708	126.8	1:48.264	80.91	4.400	13:07:38.395
4 -	33.772	96.2	48.395	75.4	25.802	126.1	1:47.969	81.13	4.105	13:09:26.364
5 -	33.316	93.3	50.120	73.5	30.196	76.4	1:53.632	77.08	9.768	13:11:19.996
6 -	45.553	55.0	1:23.952	48.5	43.870	47.7	2:53.375	50.52	1:09.511	13:14:13.371
7 -	56.542	49.8	1:06.368	53.6	30.192	128.5	2:33.102	57.21	49.238	13:16:46.473
8 -	32.871	95.8	47.980	80.0	24.682	129.5	1:45.533 (3)	83.00	1.669	13:18:32.006
9 -	32.645	101.2	47.163	82.0	24.079	129.8	1:43.887 (2)	84.32	0.023	13:20:15.893
10 -	32.163	98.5	47.113	82.7	24.588	128.8	1:43.864 (1)	84.33		13:21:59.757
11 -	32.489	93.4	48.570	74.6	25.297	113.5	1:46.356	82.36	2.492	13:23:46.113

P4 41 C Matthew TURNER		BMW E46 M3								
IDEAL LAP TIME : 1:44.349		BEST LAP TIME : 1:44.714			DIFFERENCE : 0.365					
LAP	SECTOR 1		SECTOR 2		SECTOR 3		LAP TIME	MPH	DIFF	TIME OF DAY
1 -		88.3	49.929	77.4	26.549	115.1	1:55.846	75.61	11.132	13:04:04.361
2 -	33.849	92.0	47.897	79.8	26.024	116.5	1:47.770	81.28	3.056	13:05:52.131
3 -	33.675	91.9	48.265	76.6	25.523	117.7	1:47.463	81.51	2.749	13:07:39.594
4 -	34.001	87.6	48.643	72.4	25.532	117.5	1:48.176	80.97	3.462	13:09:27.770
5 -	34.974	91.9	50.098	70.0	29.419	83.7	1:54.491	76.51	9.777	13:11:22.261
6 -	47.174	48.4	1:22.838	47.0	42.996	44.3	2:53.008	50.63	1:08.294	13:14:15.269
7 -	56.383	58.9	1:07.236	65.9	29.762	118.1	2:33.381	57.11	48.667	13:16:48.650
8 -	33.400	94.2	46.884	76.2	24.881	119.1	1:45.165 (3)	83.29	0.451	13:18:33.815
9 -	33.365	95.5	46.871	76.8	24.706	117.7	1:44.942 (2)	83.47	0.228	13:20:18.757
10 -	33.112	93.4	46.531	72.4	25.071	119.1	1:44.714 (1)	83.65		13:22:03.471
11 -	35.754	86.1	49.307	73.7	27.287	107.7	1:52.348	77.97	7.634	13:23:55.819

Weather / Track : Cloudy / Dry

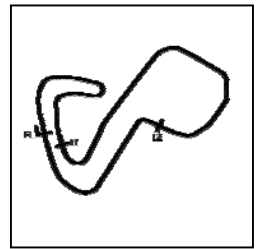
Brands Hatch GP

Circuit Length = 2.4332 miles

Start: 13:02 Flag 13:23 End: 13:25

Quaife Cannon TinTops & Quaife Modified Saloons

RACE 9 - SECTOR ANALYSIS



SECTOR 1 = FL to I1, SECTOR 2 = I1 to I2, SECTOR 3 = I2 to FL, DIFF = Difference To Personal Best Lap, P = Crossed Finish Line in Pit Lane, D = Time Disallowed

P5 74 D		Sean FAIRWEATHER					Ford Sierra				
IDEAL LAP TIME : 1:45.129		BEST LAP TIME : 1:45.792					DIFFERENCE : 0.663				
LAP	SECTOR 1		SECTOR 2		SECTOR 3		LAP TIME	MPH	DIFF	TIME OF DAY	
1 -		77.5	50.946	74.8	26.369	122.4	1:58.875	73.68	13.083	13:04:07.390	
2 -	34.267	88.0	48.749	81.3	25.513	120.9	1:48.529	80.71	2.737	13:05:55.919	
3 -	34.687	82.8	48.047	81.6	26.508	123.1	1:49.242	80.18	3.450	13:07:45.161	
4 -	34.186	91.1	49.555	78.9	26.339	112.9	1:50.080	79.57	4.288	13:09:35.241	
5 -	35.914	82.8	51.374	75.5	28.711	101.2	1:55.999	75.51	10.207	13:11:31.240	
6 -	41.635	47.0	1:21.997	44.1	42.651	51.7	2:46.283	52.68	1:00.491	13:14:17.523	
7 -	57.286	42.8	1:06.348	62.9	29.300	117.1	2:32.934	57.27	47.142	13:16:50.457	
8 -	34.316	89.1	48.588	83.0	24.816	124.2	1:47.720	81.32	1.928	13:18:38.177	
9 -	33.372	91.8	47.812	78.0	25.472	119.4	1:46.656 (3)	82.13	0.864	13:20:24.833	
10 -	32.983	91.1	47.334	86.7	25.678	122.0	1:45.995 (2)	82.64	0.203	13:22:10.828	
11 -	32.979	94.5	47.827	85.9	24.986	123.3	1:45.792 (1)	82.80		13:23:56.620	

P6 14 C		David COWAN					BMW M3 E46				
IDEAL LAP TIME : 1:45.002		BEST LAP TIME : 1:45.567					DIFFERENCE : 0.565				
LAP	SECTOR 1		SECTOR 2		SECTOR 3		LAP TIME	MPH	DIFF	TIME OF DAY	
1 -		87.1	50.840	72.3	26.641	117.7	1:58.552	73.89	12.985	13:04:07.067	
2 -	34.906	89.7	49.329	80.4	26.363	117.5	1:50.598	79.20	5.031	13:05:57.665	
3 -	35.076	82.2	50.364	72.3	26.547	116.3	1:51.987	78.22	6.420	13:07:49.652	
4 -	34.457	89.8	48.572	75.1	25.794	117.7	1:48.823	80.49	3.256	13:09:38.475	
5 -	34.368	87.8	50.706	74.2	29.958	96.9	1:55.032	76.15	9.465	13:11:33.507	
6 -	40.809	46.2	1:21.974	42.0	42.435	50.8	2:45.218	53.01	59.651	13:14:18.725	
7 -	57.699	41.7	1:05.998	66.6	28.726	117.5	2:32.423	57.47	46.856	13:16:51.148	
8 -	34.770	88.5	48.363	79.0	25.317	119.4	1:48.450	80.77	2.883	13:18:39.598	
9 -	33.426	91.8	46.853	75.5	26.117	118.7	1:46.396 (3)	82.33	0.829	13:20:25.994	
10 -	32.865	93.4	47.069	83.4	25.633	118.1	1:45.567 (1)	82.97		13:22:11.561	
11 -	33.143	93.3	47.228	83.1	25.284	118.5	1:45.655 (2)	82.90	0.088	13:23:57.216	

P7 33 E		Riku GARNER					Renault Clio				
IDEAL LAP TIME : 1:45.068		BEST LAP TIME : 1:45.691					DIFFERENCE : 0.623				
LAP	SECTOR 1		SECTOR 2		SECTOR 3		LAP TIME	MPH	DIFF	TIME OF DAY	
1 -		84.4	49.773	75.7	26.170	111.4	1:57.127	74.78	11.436	13:04:05.642	
2 -	34.026	89.3	49.804	78.1	26.165	109.6	1:49.995	79.63	4.304	13:05:55.637	
3 -	34.279	84.9	49.435	76.5	26.558	109.8	1:50.272	79.43	4.581	13:07:45.909	
4 -	34.320	86.3	49.345	74.3	26.966	109.4	1:50.631	79.18	4.940	13:09:36.540	
5 -	35.491	84.7	51.369	74.1	29.741	96.5	1:56.601	75.12	10.910	13:11:33.141	
6 -	40.514	46.2	1:22.013	42.9	42.395	50.8	2:44.922	53.11	59.231	13:14:18.063	
7 -	57.386	41.1	1:06.398	66.9	29.090	109.8	2:32.874	57.30	47.183	13:16:50.937	
8 -	34.433	86.8	48.685	78.3	25.411	111.4	1:48.529	80.71	2.838	13:18:39.466	
9 -	32.949	89.9	47.213	77.5	26.182	110.7	1:46.344 (3)	82.37	0.653	13:20:25.810	
10 -	32.890	89.5	46.767	84.3	26.034	109.1	1:45.691 (1)	82.88		13:22:11.501	
11 -	32.938	89.3	47.860	81.5	25.451	112.0	1:46.249 (2)	82.44	0.558	13:23:57.750	

P8 88 C		Michael EUSTACE					BMW E46 M3				
IDEAL LAP TIME : 1:43.951		BEST LAP TIME : 1:45.123					DIFFERENCE : 1.172				
LAP	SECTOR 1		SECTOR 2		SECTOR 3		LAP TIME	MPH	DIFF	TIME OF DAY	
1 -		78.1	50.959	74.8	26.381	117.5	1:59.213	73.48	14.090	13:04:07.728	
2 -	34.573	89.8	49.610	83.3	25.929	116.3	1:50.112	79.55	4.989	13:05:57.840	
3 -	34.635	86.2	52.071	74.6	26.343	117.3	1:53.049	77.48	7.926	13:07:50.889	
4 -	33.811	91.9	50.090	63.4	26.944	116.5	1:50.845	79.02	5.722	13:09:41.734	
5 -	34.716	88.5	50.543	74.9	28.912	108.4	1:54.171	76.72	9.048	13:11:35.905	
6 -	39.460	49.6	1:21.710	40.4	42.386	49.3	2:43.556	53.55	58.433	13:14:19.461	
7 -	57.782	42.1	1:05.781	61.5	28.681	116.7	2:32.244	57.53	47.121	13:16:51.705	
8 -	33.916	90.6	49.225	78.0	25.142	118.9	1:48.283	80.89	3.160	13:18:39.988	
9 -	33.441	92.3	48.508	81.9	25.428	117.3	1:47.377 (3)	81.58	2.254	13:20:27.365	
10 -	32.876	91.3	46.526	82.5	25.945	114.5	1:45.347 (2)	83.15	0.224	13:22:12.712	
11 -	32.283	93.7	47.586	81.1	25.254	117.5	1:45.123 (1)	83.32		13:23:57.835	

Weather / Track : Cloudy / Dry

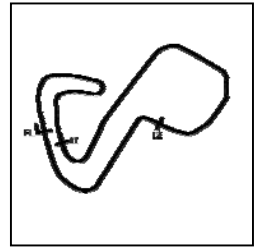
Brands Hatch GP

Circuit Length = 2.4332 miles

Start: 13:02 Flag 13:23 End: 13:25

Quaife Cannon TinTops & Quaife Modified Saloons

RACE 9 - SECTOR ANALYSIS



SECTOR 1 = FL to I1, SECTOR 2 = I1 to I2, SECTOR 3 = I2 to FL, DIFF = Difference To Personal Best Lap, P = Crossed Finish Line in Pit Lane, D = Time Disallowed

P9 91 C		Hugh GURNEY					BMW E46 M3				
IDEAL LAP TIME : 1:44.982		BEST LAP TIME : 1:45.672					DIFFERENCE : 0.690				
LAP	SECTOR 1		SECTOR 2		SECTOR 3		LAP TIME	MPH	DIFF	TIME OF DAY	
1 -		81.2	51.623	76.6	25.547	118.9	2:00.366	72.77	14.694	13:04:08.881	
2 -	34.720	88.5	49.870	79.8	25.709	117.3	1:50.299	79.41	4.627	13:05:59.180	
3 -	34.374	87.7	51.655	72.4	26.658	117.7	1:52.687	77.73	7.015	13:07:51.867	
4 -	34.473	91.6	49.502	67.5	27.014	117.3	1:50.989	78.92	5.317	13:09:42.856	
5 -	35.376	81.9	50.607	76.4	28.227	110.7	1:54.210	76.69	8.538	13:11:37.066	
6 -	39.247	46.7	1:21.655	37.3	42.341	46.9	2:43.243	53.66	57.571	13:14:20.309	
7 -	57.758	43.1	1:06.058	69.1	28.873	117.9	2:32.689	57.37	47.017	13:16:52.998	
8 -	33.881	94.1	48.425	78.4	25.268	119.6	1:47.574	81.43	1.902	13:18:40.572	
9 -	33.134	87.8	47.786	78.5	25.231	119.1	1:46.151 (2)	82.52	0.479	13:20:26.723	
10 -	33.845	90.8	46.708	80.4	25.636	111.2	1:46.189 (3)	82.49	0.517	13:22:12.912	
11 -	33.634	94.1	46.898	83.9	25.140	118.3	1:45.672 (1)	82.89		13:23:58.584	

P10 97 A		Ray BARROW					Chevrolet Camaro				
IDEAL LAP TIME : 1:44.368		BEST LAP TIME : 1:44.368					DIFFERENCE : 0.000				
LAP	SECTOR 1		SECTOR 2		SECTOR 3		LAP TIME	MPH	DIFF	TIME OF DAY	
1 -		81.2	52.053	69.1	26.441	111.6	2:02.761	71.35	18.393	13:04:11.276	
2 -	35.630	93.4	48.242	70.2	25.763	121.7	1:49.635	79.90	5.267	13:06:00.911	
3 -	35.520	84.2	50.240	69.3	26.548	122.6	1:52.308	77.99	7.940	13:07:53.219	
4 -	35.393	88.4	50.814	66.0	27.066	128.8	1:53.273	77.33	8.905	13:09:46.492	
5 -	35.918	93.5	51.610	68.4	28.987	95.0	1:56.515	75.18	12.147	13:11:43.007	
6 -	39.620	68.1	1:18.824	45.6	41.822	50.3	2:40.266	54.65	55.898	13:14:23.273	
7 -	58.309	46.1	1:07.157	72.8	27.373	127.3	2:32.839	57.31	48.471	13:16:56.112	
8 -	34.473	87.7	48.706	78.8	24.950	134.4	1:48.129	81.01	3.761	13:18:44.241	
9 -	33.741	99.2	46.724	82.4	25.067	135.0	1:45.532 (2)	83.00	1.164	13:20:29.773	
10 -	33.683	98.5	45.996	80.0	24.689	131.8	1:44.368 (1)	83.93		13:22:14.141	
11 -	33.741	95.7	46.580	82.8	25.222	119.8	1:45.543 (3)	82.99	1.175	13:23:59.684	

P11 45 B		Martyn SCOTT					BMW E30				
IDEAL LAP TIME : 1:48.066		BEST LAP TIME : 1:48.528					DIFFERENCE : 0.462				
LAP	SECTOR 1		SECTOR 2		SECTOR 3		LAP TIME	MPH	DIFF	TIME OF DAY	
1 -		79.7	51.437	74.0	25.616	117.3	2:00.018	72.98	11.490	13:04:08.533	
2 -	34.786	87.6	49.804	81.1	25.524	120.2	1:50.114	79.55	1.586	13:05:58.647	
3 -	34.423	91.3	51.735	72.6	26.473	121.1	1:52.631	77.77	4.103	13:07:51.278	
4 -	34.160	88.1	49.802	63.6	27.035	120.9	1:50.997	78.91	2.469	13:09:42.275	
5 -	35.655	83.6	52.052	74.1	30.181	90.9	1:57.888	74.30	9.360	13:11:40.163	
6 -	40.464	68.7	1:19.119	39.5	42.006	49.9	2:41.589	54.21	53.061	13:14:21.752	
7 -	58.032	43.8	1:06.520	77.5	28.609	116.5	2:33.161	57.19	44.633	13:16:54.913	
8 -	34.745	91.3	49.114	77.6	26.292	120.0	1:50.151	79.52	1.623	13:18:45.064	
9 -	34.099	91.0	48.443	80.4	25.986	120.0	1:48.528 (1)	80.71		13:20:33.592	
10 -	34.643	90.4	48.986	76.7	25.616	119.1	1:49.245 (2)	80.18	0.717	13:22:22.837	
11 -	34.706	89.9	49.085	76.6	25.563	112.9	1:49.354 (3)	80.10	0.826	13:24:12.191	

P12 98 D		Dave CHARLTON					Seat Leon				
IDEAL LAP TIME : 1:48.125		BEST LAP TIME : 1:48.636					DIFFERENCE : 0.511				
LAP	SECTOR 1		SECTOR 2		SECTOR 3		LAP TIME	MPH	DIFF	TIME OF DAY	
1 -		80.7	52.370	75.0	26.493	114.1	2:02.028	71.78	13.392	13:04:10.543	
2 -	34.458	91.5	49.540	74.9	25.928	114.3	1:49.926	79.68	1.290	13:06:00.469	
3 -	34.645	86.3	50.806	72.0	26.566	113.3	1:52.017	78.20	3.381	13:07:52.486	
4 -	34.836	88.1	50.392	67.8	27.954	112.9	1:53.182	77.39	4.546	13:09:45.668	
5 -	35.520	87.4	51.726	63.9	29.867	95.0	1:57.113	74.79	8.477	13:11:42.781	
6 -	38.793	63.4	1:19.024	44.6	41.946	50.6	2:39.763	54.83	51.127	13:14:22.544	
7 -	58.236	44.6	1:06.474	69.6	28.187	119.1	2:32.897	57.29	44.261	13:16:55.441	
8 -	34.675	87.6	49.781	75.2	25.825	114.7	1:50.281	79.43	1.645	13:18:45.722	
9 -	34.024	88.8	48.402	76.5	26.210	112.2	1:48.636 (1)	80.63		13:20:34.358	
10 -	34.132	90.3	49.113	73.2	25.814	111.8	1:49.059 (2)	80.32	0.423	13:22:23.417	
11 -	34.426	88.0	49.190	71.1	25.699	112.5	1:49.315 (3)	80.13	0.679	13:24:12.732	

Weather / Track : Cloudy / Dry

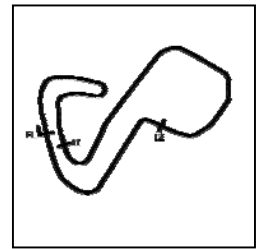
Brands Hatch GP

Circuit Length = 2.4332 miles

Start: 13:02 Flag 13:23 End: 13:25

Quaife Cannon TinTops & Quaife Modified Saloons

RACE 9 - SECTOR ANALYSIS



SECTOR 1 = FL to I1, SECTOR 2 = I1 to I2, SECTOR 3 = I2 to FL, DIFF = Difference To Personal Best Lap, P = Crossed Finish Line in Pit Lane, D = Time Disallowed

P13 37 I		Ken ANGELL					BMW E36 328i			
IDEAL LAP TIME : 1:51.022		BEST LAP TIME : 1:51.642					DIFFERENCE : 0.620			
LAP	SECTOR 1		SECTOR 2		SECTOR 3		LAP TIME	MPH	DIFF	TIME OF DAY
1 -		84.8	52.974	77.4	27.561	112.0	2:04.903	70.13	13.261	13:04:13.418
2 -	39.285	80.9	51.469	75.9	27.801	110.5	1:58.555	73.88	6.913	13:06:11.973
3 -	36.819	85.0	52.090	74.2	28.032	111.2	1:56.941	74.90	5.299	13:08:08.914
4 -	36.000	87.4	52.290	71.2	28.916	110.0	1:57.206	74.73	5.564	13:10:06.120
5 -	36.457	85.3	57.754	50.7	38.085	91.3	2:12.296	66.21	20.654	13:12:18.416
6 -	40.503	81.4	55.949	70.9	30.569	73.6	2:07.021	68.96	15.379	13:14:25.437
7 -	57.217	42.8	1:07.373	72.2	28.105	112.4	2:32.695	57.36	41.053	13:16:58.132
8 -	34.715	89.1	50.239	77.1	27.816	111.1	1:52.770	77.67	1.128	13:18:50.902
9 -	34.198	89.7	50.026	75.1	27.418	110.9	1:51.642 (1)	78.46		13:20:42.544
10 -	34.662	88.0	49.827	80.8	27.374	110.7	1:51.863 (3)	78.30	0.221	13:22:34.407
11 -	34.566	87.9	50.123	75.0	26.997	111.4	1:51.686 (2)	78.43	0.044	13:24:26.093

P14 10 I		Bradley LANE					Peugeot 206GTI 180			
IDEAL LAP TIME : 1:51.172		BEST LAP TIME : 1:51.312					DIFFERENCE : 0.140			
LAP	SECTOR 1		SECTOR 2		SECTOR 3		LAP TIME	MPH	DIFF	TIME OF DAY
1 -		79.8	52.618	73.9	27.935	107.7	2:06.975	68.98	15.663	13:04:15.490
2 -	39.429	69.9	51.620	75.8	27.231	106.3	1:58.280	74.06	6.968	13:06:13.770
3 -	36.896	79.0	51.520	71.9	27.919	106.0	1:56.335	75.29	5.023	13:08:10.105
4 -	35.986	83.3	51.998	67.7	28.423	106.1	1:56.407	75.25	5.095	13:10:06.512
5 -	37.822	79.8	58.118	57.0	37.694	86.8	2:13.634	65.55	22.322	13:12:20.146
6 -	41.040	72.4	54.980	61.5	30.683	71.9	2:06.703	69.13	15.391	13:14:26.849
7 -	57.242	38.7	1:07.368	66.6	28.136	109.1	2:32.746	57.34	41.434	13:16:59.595
8 -	35.464	84.6	50.014	78.8	26.850	107.3	1:52.328	77.98	1.016	13:18:51.923
9 -	34.833	85.0	49.665	75.8	26.814	108.2	1:51.312 (1)	78.69		13:20:43.235
10 -	35.321	84.6	49.525	77.5	26.827	107.3	1:51.673 (2)	78.44	0.361	13:22:34.908
11 -	34.931	84.0	49.864	79.4	26.940	108.2	1:51.735 (3)	78.39	0.423	13:24:26.643

P15 5 I		Kamran TUNIO					Renault Clio			
IDEAL LAP TIME : 1:51.069		BEST LAP TIME : 1:51.776					DIFFERENCE : 0.707			
LAP	SECTOR 1		SECTOR 2		SECTOR 3		LAP TIME	MPH	DIFF	TIME OF DAY
1 -		74.5	51.526	76.7	28.243	105.0	2:07.416	68.74	15.640	13:04:15.931
2 -	37.969	74.8	50.692	74.8	27.887	103.8	1:56.548	75.16	4.772	13:06:12.479
3 -	37.112	78.2	51.469	71.6	28.744	103.5	1:57.325	74.66	5.549	13:08:09.804
4 -	35.545	82.4	52.267	63.9	28.466	103.8	1:56.278	75.33	4.502	13:10:06.082
5 -	37.696	81.1	57.344	52.5	38.438	92.4	2:13.478	65.62	21.702	13:12:19.560
6 -	41.149	75.0	54.895	67.1	30.564	73.8	2:06.608	69.18	14.832	13:14:26.168
7 -	57.196	40.8	1:07.623	67.8	28.356	105.5	2:33.175	57.18	41.399	13:16:59.343
8 -	34.816	82.7	49.257	78.3	27.703	102.1	1:51.776 (1)	78.36		13:18:51.119
9 -	35.086	82.8	49.709	75.4	27.150	104.6	1:51.945 (3)	78.25	0.169	13:20:43.064
10 -	34.851	83.2	49.317	79.7	27.947	103.2	1:52.115	78.13	0.339	13:22:35.179
11 -	34.975	83.3	49.894	82.7	26.996	106.0	1:51.865 (2)	78.30	0.089	13:24:27.044

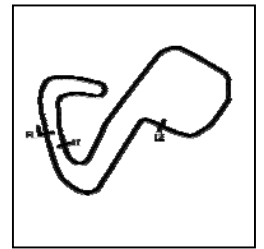
P16 177 I		Chris BICKNELL					Citroen Saxo			
IDEAL LAP TIME : 1:53.776		BEST LAP TIME : 1:54.114					DIFFERENCE : 0.338			
LAP	SECTOR 1		SECTOR 2		SECTOR 3		LAP TIME	MPH	DIFF	TIME OF DAY
1 -		75.6	54.726	71.0	27.851	103.2	2:10.152	67.30	16.038	13:04:18.667
2 -	37.833	76.0	54.191	77.2	27.823	102.1	1:59.847	73.09	5.733	13:06:18.514
3 -	36.190	80.3	53.235	77.3	27.595	101.9	1:57.020	74.85	2.906	13:08:15.534
4 -	35.949	80.8	54.332	68.9	28.617	101.3	1:58.898	73.67	4.784	13:10:14.432
5 -	38.724	77.4	1:01.885	63.1	30.744	92.3	2:11.353	66.68	17.239	13:12:25.785
6 -	41.693	77.6	57.515	68.6	28.271	101.5	2:07.479	68.71	13.365	13:14:33.264
7 -	51.969	37.3	1:08.343	73.6	27.715	103.7	2:28.027	59.17	33.913	13:17:01.291
8 -	35.343	83.3	51.615	77.2	27.156	103.5	1:54.114 (1)	76.76		13:18:55.405
9 -	35.028	83.6	52.062	76.1	27.133	102.7	1:54.223 (2)	76.69	0.109	13:20:49.628
10 -	35.327	83.0	52.375	72.1	27.606	102.9	1:55.308 (3)	75.96	1.194	13:22:44.936
11 -	35.701	82.7	53.073	73.5	28.434	101.2	1:57.208	74.73	3.094	13:24:42.144

Weather / Track : Cloudy / Dry

Brands Hatch GP
Circuit Length = 2.4332 miles
Start: 13:02 Flag 13:23 End: 13:25

Quaife Cannon TinTops & Quaife Modified Saloons

RACE 9 - SECTOR ANALYSIS



SECTOR 1 = FL to I1, SECTOR 2 = I1 to I2, SECTOR 3 = I2 to FL, DIFF = Difference To Personal Best Lap, P = Crossed Finish Line in Pit Lane, D = Time Disallowed

P17 15 C		Graham CROWHURST					BMW E46 M3			
IDEAL LAP TIME : 1:44.419		BEST LAP TIME : 1:44.738					DIFFERENCE : 0.319			
LAP	SECTOR 1	SECTOR 2		SECTOR 3		LAP TIME	MPH	DIFF	TIME OF DAY	
1 -		90.1	49.297	72.7	26.298	117.7	1:55.888	75.58	11.150	13:04:04.403
2 -	33.979	94.7	48.054	79.2	25.725	115.7	1:47.758 (3)	81.29	3.020	13:05:52.161
3 -	33.891	92.5	48.336	78.9	25.778	116.3	1:48.005	81.10	3.267	13:07:40.166
4 -	34.594	92.4	48.445	77.4	26.093	116.5	1:49.132	80.26	4.394	13:09:29.298
5 -	34.693	92.3	49.350	78.0	30.024	78.6	1:54.067	76.79	9.329	13:11:23.365
6 -	47.626	45.9	1:22.644	44.5	42.611	51.4	2:52.881	50.66	1:08.143	13:14:16.246
7 -	57.520	46.8	1:06.048	73.1	29.267	117.9	2:32.835	57.31	48.097	13:16:49.081
8 -	33.250	94.1	47.471	78.8	24.925	118.7	1:45.646 (2)	82.91	0.908	13:18:34.727
9 -	33.239	95.8	46.902	81.2	24.597	118.7	1:44.738 (1)	83.63		13:20:19.465
10 -	32.920	95.5	47.242	70.7	38.418	97.9	1:58.580	73.87	13.842	13:22:18.045

P18 17 B		Tony SKELTON					Renault Clio			
IDEAL LAP TIME : 1:43.142		BEST LAP TIME : 1:43.588					DIFFERENCE : 0.446			
LAP	SECTOR 1	SECTOR 2		SECTOR 3		LAP TIME	MPH	DIFF	TIME OF DAY	
1 -		89.4	50.508	78.2	26.038	126.8	1:56.455	75.22	12.867	13:04:04.970
2 -	33.827	86.3	49.255	82.0	24.373	115.9	1:47.455 (2)	81.52	3.867	13:05:52.425
3 -	45.842	62.6	52.622	77.4	25.200	127.3	2:03.664	70.83	20.076	13:07:56.089
4 -	32.758	91.4	49.792	75.4	26.867	123.3	1:49.417 (3)	80.05	5.829	13:09:45.506
5 -	33.925	92.3	51.064	75.0	27.615	102.9	1:52.604	77.79	9.016	13:11:38.110
6 -	38.729	47.9	1:21.968	37.3	42.340	49.1	2:43.037	53.72	59.449	13:14:21.147
7 -	57.845	42.9	1:05.741	73.3	28.429	114.1	2:32.015	57.62	48.427	13:16:53.162
8 -	32.594	96.8	46.467	82.3	24.527	123.3	1:43.588 (1)	84.56		13:18:36.750

P19 7 A		Andrew MACKENZIE					Mitsubishi Evo 8			
IDEAL LAP TIME : 1:48.495		BEST LAP TIME : 1:48.751					DIFFERENCE : 0.256			
LAP	SECTOR 1	SECTOR 2		SECTOR 3		LAP TIME	MPH	DIFF	TIME OF DAY	
1 -			49.763	75.3	25.364	122.9	1:56.941 (3)	74.90	8.190	13:04:05.456
2 -	34.715	81.3	48.996	78.4	25.040	123.1	1:48.751 (1)	80.54		13:05:54.207
3 -	38.086	78.9	50.733	69.8	26.002	120.6	1:54.821 (2)	76.29	6.070	13:07:49.028
4 -	34.459	88.8	51.247	60.0	33.858	80.9	1:59.564	73.26	10.813	13:09:48.592

P20 76 I		Marcus BICKNELL					Citroen Saxo			
IDEAL LAP TIME : 1:57.076		BEST LAP TIME : 1:58.092					DIFFERENCE : 1.016			
LAP	SECTOR 1	SECTOR 2		SECTOR 3		LAP TIME	MPH	DIFF	TIME OF DAY	
1 -		73.5	53.331	74.0	27.868	101.5	2:08.658	68.08	10.566	13:04:17.173
2 -	37.689	74.3	53.489	69.4	28.353	98.1	1:59.531 (2)	73.28	1.439	13:06:16.704
3 -	37.345	74.1	54.966	69.6	28.528	99.1	2:00.839 (3)	72.49	2.747	13:08:17.543
4 -	36.118	76.0	53.090	66.3	28.884	98.5	1:58.092 (1)	74.17		13:10:15.635

P21 198 I		Alfie BROOKER					BMW Mini Cooper S			
IDEAL LAP TIME : 2:07.879		BEST LAP TIME : 2:05.344					DIFFERENCE : -2.534			
LAP	SECTOR 1	SECTOR 2		SECTOR 3		LAP TIME	MPH	DIFF	TIME OF DAY	
1 -			52.844	76.5	27.586	102.9	2:05.344 (1)	69.88		13:04:13.859
2 -			1:02.514	60.8	33.101	88.3	8:34.199 (2)	17.03	6:28.854	13:12:48.058

P22 141 I		Len COLLEY					BMW E30 325i			
IDEAL LAP TIME : 2:10.917		BEST LAP TIME : 2:02.483					DIFFERENCE : -8.433			
LAP	SECTOR 1	SECTOR 2		SECTOR 3		LAP TIME	MPH	DIFF	TIME OF DAY	
1 -		83.2	52.043	74.6	26.778	109.8	2:02.483 (1)	71.51		13:04:10.998

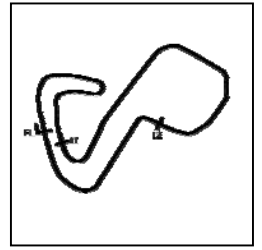
P23 77 A		Paul RESTALL					Ford Sierra RS Cosworth			
IDEAL LAP TIME :		BEST LAP TIME : 2:05.440					DIFFERENCE :			
LAP	SECTOR 1	SECTOR 2		SECTOR 3		LAP TIME	MPH	DIFF	TIME OF DAY	
1 -		90.1	52.663	85.4	26.887	124.0	2:05.440 (1)	69.83		13:04:13.955

Weather / Track : Cloudy / Dry

Brands Hatch GP
Circuit Length = 2.4332 miles
Start: 13:02 Flag 13:23 End: 13:25

Quaife Cannon TinTops & Quaife Modified Saloons

RACE 9 - SECTOR ANALYSIS



SECTOR 1 = FL to I1, SECTOR 2 = I1 to I2, SECTOR 3 = I2 to FL, DIFF = Difference To Personal Best Lap, P = Crossed Finish Line in Pit Lane, D = Time Disallowed

Quaife Cannon TinTops & Quaife Modified Saloons

RACE 9 - LAP CHART

LAP 1 @ 13:03:59.389			LAP 2 @ 13:05:46.046			LAP 3 @ 13:07:33.710			LAP 4 @ 13:09:21.722			LAP 5 @ 13:11:15.220		
NO	BEHIND	LAP TIME	NO	BEHIND	LAP TIME	NO	BEHIND	LAP TIME	NO	BEHIND	LAP TIME	NO	BEHIND	LAP TIME
44		1:50.874	44		1:46.657	44		1:47.664	44		1:48.012	44		1:53.498
93	3.307	1:54.181	93	4.085	1:47.435	93	4.685	1:48.264	93	4.642	1:47.969	93	4.776	1:53.632
28	3.835	1:54.709	28	4.847	1:47.669	41	5.884	1:47.463	41	6.048	1:48.176	28	5.328	1:52.025
41	4.972	1:55.846	41	6.085	1:47.770	15	6.456	1:48.005	28	6.801	1:48.219	41	7.041	1:54.491
15	5.014	1:55.888	15	6.115	1:47.758	28	6.594	1:49.411	15	7.576	1:49.132	15	8.145	1:54.067
17	5.581	1:56.455	17	6.379	1:47.455	74	11.451	1:49.242	74	13.519	1:50.080	74	16.020	1:55.999
7	6.067	1:56.941	7	8.161	1:48.751	33	12.199	1:50.272	33	14.818	1:50.631	33	17.921	1:56.601
33	6.253	1:57.127	33	9.591	1:49.995	7	15.318	1:54.821	14	16.753	1:48.823	14	18.287	1:55.032
14	7.678	1:58.552	74	9.873	1:48.529	14	15.942	1:51.987	88	20.012	1:50.845	88	20.685	1:54.171
74	8.001	1:58.875	14	11.619	1:50.598	88	17.179	1:53.049	45	20.553	1:50.997	91	21.846	1:54.210
88	8.339	1:59.213	88	11.794	1:50.112	45	17.568	1:52.631	91	21.134	1:50.989	17	22.890	1:52.604
45	9.144	2:00.018	45	12.601	1:50.114	91	18.157	1:52.687	17	23.784	1:49.417	45	24.943	1:57.888
91	9.492	2:00.366	91	13.134	1:50.299	98	18.776	1:52.017	98	23.946	1:53.182	98	27.561	1:57.113
98	11.154	2:02.028	98	14.423	1:49.926	97	19.509	1:52.308	97	24.770	1:53.273	97	27.787	1:56.515
141	11.609	2:02.483	97	14.865	1:49.635	17	22.379	2:03.664	7	26.870	1:59.564	37	1:03.196	2:12.296
97	11.887	2:02.761	37	25.927	1:58.555	37	35.204	1:56.941	5	44.360	1:56.278	5	1:04.340	2:13.478
37	14.029	2:04.903	5	26.433	1:56.548	5	36.094	1:57.325	37	44.398	1:57.206	10	1:04.926	2:13.634
198	14.470	2:05.344	10	27.724	1:58.280	10	36.395	1:56.335	10	44.790	1:56.407	177	1:10.565	2:11.353
77	14.566	2:05.440	76	30.658	1:59.531	177	41.824	1:57.020	177	52.710	1:58.898	198	3 Laps	8:34.199
10	16.101	2:06.975	177	32.468	1:59.847	76	43.833	2:00.839	76	53.913	1:58.092			
5	16.542	2:07.416												
76	17.784	2:08.658												
177	19.278	2:10.152												

Weather / Track : Cloudy / Dry

Quaife Cannon TinTops & Quaife Modified Saloons

RACE 9 - LAP CHART

LAP 6 @ 13:14:12.419			LAP 7 @ 13:16:45.919			LAP 8 @ 13:18:30.447			LAP 9 @ 13:20:11.980			LAP 10 @ 13:21:52.117		
NO	BEHIND	LAP TIME	NO	BEHIND	LAP TIME	NO	BEHIND	LAP TIME	NO	BEHIND	LAP TIME	NO	BEHIND	LAP TIME
44		2:57.199	44		2:33.500	44		1:44.528	44		1:41.533	44		1:40.137
93	0.952	2:53.375	93	0.554	2:33.102	93	1.559	1:45.533	28	0.391	1:40.328	28	0.256	1:40.002
28	1.736	2:53.607	28	1.395	2:33.159	28	1.596	1:44.729	93	3.913	1:43.887	93	7.640	1:43.864
41	2.850	2:53.008	41	2.731	2:33.381	41	3.368	1:45.165	41	6.777	1:44.942	41	11.354	1:44.714
15	3.827	2:52.881	15	3.162	2:32.835	15	4.280	1:45.646	15	7.485	1:44.738	74	18.711	1:45.995
74	5.104	2:46.283	74	4.538	2:32.934	17	6.303	1:43.588	74	12.853	1:46.656	33	19.384	1:45.691
33	5.644	2:44.922	33	5.018	2:32.874	74	7.730	1:47.720	33	13.830	1:46.344	14	19.444	1:45.567
14	6.306	2:45.218	14	5.229	2:32.423	33	9.019	1:48.529	14	14.014	1:46.396	88	20.595	1:45.347
88	7.042	2:43.556	88	5.786	2:32.244	14	9.151	1:48.450	91	14.743	1:46.151	91	20.795	1:46.189
91	7.890	2:43.243	91	7.079	2:32.689	88	9.541	1:48.283	88	15.385	1:47.377	97	22.024	1:44.368
17	8.728	2:43.037	17	7.243	2:32.015	91	10.125	1:47.574	97	17.793	1:45.532	15	25.928	1:58.580
45	9.333	2:41.589	45	8.994	2:33.161	97	13.794	1:48.129	45	21.612	1:48.528	45	30.720	1:49.245
98	10.125	2:39.763	98	9.522	2:32.897	45	14.617	1:50.151	98	22.378	1:48.636	98	31.300	1:49.059
97	10.854	2:40.266	97	10.193	2:32.839	98	15.275	1:50.281	37	30.564	1:51.642	37	42.290	1:51.863
37	13.018	2:07.021	37	12.213	2:32.695	37	20.455	1:52.770	5	31.084	1:51.945	10	42.791	1:51.673
5	13.749	2:06.608	5	13.424	2:33.175	5	20.672	1:51.776	10	31.255	1:51.312	5	43.062	1:52.115
10	14.430	2:06.703	10	13.676	2:32.746	10	21.476	1:52.328	177	37.648	1:54.223	177	52.819	1:55.308
177	20.845	2:07.479	177	15.372	2:28.027	177	24.958	1:54.114						

Weather / Track : Cloudy / Dry

Results can be found at www.tsl-timing.com

Page 2 of 3

Brands Hatch GP

Circuit Length = 2.4332 miles

Start: 13:02 Flag 13:23 End: 13:25

Printed - 13:27 Sunday, 10 September 2017

Quaife Cannon TinTops & Quaife Modified Saloons

RACE 9 - LAP CHART

LAP 11 @ 13:23:31.920

NO	BEHIND	LAP TIME
44		1:39.803
28	0.217	1:39.764
93	14.193	1:46.356
41	23.899	1:52.348
74	24.700	1:45.792
14	25.296	1:45.655
33	25.830	1:46.249
88	25.915	1:45.123
91	26.664	1:45.672
97	27.764	1:45.543
45	40.271	1:49.354
98	40.812	1:49.315
37	54.173	1:51.686
10	54.723	1:51.735
5	55.124	1:51.865
177	1:10.224	1:57.208

Weather / Track : Cloudy / Dry

Results can be found at www.tsl-timing.com

Page 3 of 3

Brands Hatch GP
Circuit Length = 2.4332 miles
Start: 13:02 Flag 13:23 End: 13:25

Printed - 13:27 Sunday, 10 September 2017

Quaife Cannon TinTops & Quaife Modified Saloons

RACE 9 - POSITION CHART

No	Name	Lap Pos	Lap											
			1	2	3	4	5	6	7	8	9	10	11	
44	BIRLEY	1	44	44	44	44	44	44	44	44	44	44	44	44
93	ADAMS	2	93	93	93	93	93	93	93	93	28	28	28	
28	WISE	3	28	28	41	41	28	28	28	28	93	93	93	
14	COWAN	4	41	41	15	28	41	41	41	41	41	41	41	
17	SKELTON	5	15	15	28	15	15	15	15	15	15	74	74	
41	TURNER	6	17	17	74	74	74	74	74	17	74	33	14	
15	CROWHURST	7	7	7	33	33	33	33	33	74	33	14	33	
33	GARNER	8	33	33	7	14	14	14	14	33	14	88	88	
74	FAIRWEATHER	9	14	74	14	88	88	88	88	14	91	91	91	
98	CHARLTON	10	74	14	88	45	91	91	91	88	88	97	97	
88	EUSTACE	11	88	88	45	91	17	17	17	91	97	15	45	
97	BARROW	12	45	45	91	17	45	45	45	97	45	45	98	
91	GURNEY	13	91	91	98	98	98	98	98	45	98	98	37	
45	SCOTT	14	98	98	97	97	97	97	97	98	37	37	10	
7	MACKENZIE	15	141	97	17	7	37	37	37	37	5	10	5	
77	RESTALL	16	97	37	37	5	5	5	5	5	10	5	177	
141	COLLEY	17	37	5	5	37	10	10	10	10	177	177		
37	ANGELL	18	198	10	10	10	177	177	177	177				
5	TUNIO	19	77	76	177	177								
10	LANE	20	10	177	76	76								
198	BROOKER	21	5	198										
76	BICKNELL	22	76											
177	BICKNELL	23	177											

Weather / Track : Cloudy / Dry

Results can be found at www.tsl-timing.com

Brands Hatch GP
 Circuit Length = 2.4332 miles
 Start: 13:02 Flag 13:23 End: 13:25

Printed - 13:27 Sunday, 10 September 2017

Quaife Cannon TinTops & Quaife Modified Saloons

RACE 9 - BEST SPEEDS

POS	INTERMEDIATE 1			INTERMEDIATE 2			FINISH LINE		
	NO	NAME	MPH	NO	NAME	MPH	NO	NAME	MPH
1	28	WISE	102.2	74	FAIRWEATHER	86.7	28	WISE	138.9
2	93	ADAMS	101.2	28	WISE	86.4	97	BARROW	135.0
3	97	BARROW	99.2	77	RESTALL	85.4	44	BIRLEY	133.9
4	44	BIRLEY	98.2	33	GARNER	84.3	93	ADAMS	129.8
5	17	SKELTON	97.6	91	GURNEY	83.9	17	SKELTON	127.3
6	15	CROWHURST	95.8	14	COWAN	83.4	74	FAIRWEATHER	124.2
7	41	TURNER	95.5	88	EUSTACE	83.3	77	RESTALL	124.0
8	74	FAIRWEATHER	94.5	97	BARROW	82.8	7	MACKENZIE	123.1
9	91	GURNEY	94.1	93	ADAMS	82.7	45	SCOTT	121.1
10	88	EUSTACE	93.7	5	TUNIO	82.7	91	GURNEY	119.6
11	14	COWAN	93.4	44	BIRLEY	82.5	14	COWAN	119.4
12	98	CHARLTON	91.5	17	SKELTON	82.3	41	TURNER	119.1
13	45	SCOTT	91.3	15	CROWHURST	81.2	98	CHARLTON	119.1
14	77	RESTALL	90.1	45	SCOTT	81.1	88	EUSTACE	118.9
15	33	GARNER	89.9	37	ANGELL	80.8	15	CROWHURST	118.7
16	37	ANGELL	89.7	41	TURNER	79.8	37	ANGELL	112.4
17	7	MACKENZIE	88.8	10	LANE	79.4	33	GARNER	112.0
18	10	LANE	85.0	7	MACKENZIE	78.4	141	COLLEY	109.8
19	177	BICKNELL	83.6	177	BICKNELL	77.3	10	LANE	109.1
20	5	TUNIO	83.3	98	CHARLTON	76.5	5	TUNIO	106.0
21	141	COLLEY	83.2	198	BROOKER	76.5	177	BICKNELL	103.7
22	76	BICKNELL	76.0	141	COLLEY	74.6	198	BROOKER	102.9
23				76	BICKNELL	74.0	76	BICKNELL	101.5

Weather / Track : Cloudy / Dry

Results can be found at www.tsl-timing.com

Brands Hatch GP
Circuit Length = 2.4332 miles
Start: 13:02 Flag 13:23 End: 13:25

Printed - 13:26 Sunday, 10 September 2017

Quaife Cannon TinTops & Quaife Modified Saloons

RACE 9 - BEST SECTORS

SECTOR 1			SECTOR 2			SECTOR 3			IDEAL / BEST COMPARISON						
POS	NO	NAME	TIME	NO	NAME	TIME	NO	NAME	TIME	POS	NO	NAME	IDEAL	BEST	DIFF
													PERFECT LAP	1:39.361	
1	44	BIRLEY	31.446	44	BIRLEY	44.271	28	WISE	23.644	1	44	BIRLEY	1:39.485	1:39.803	0.318
2	28	WISE	31.521	28	WISE	44.595	44	BIRLEY	23.768	2	28	WISE	1:39.760	1:39.764	0.004
3	93	ADAMS	32.163	97	BARROW	45.996	93	ADAMS	24.079	3	17	SKELTON	1:43.142	1:43.588	0.446
4	88	EUSTACE	32.283	17	SKELTON	46.467	17	SKELTON	24.373	4	93	ADAMS	1:43.355	1:43.864	0.509
5	17	SKELTON	32.302	88	EUSTACE	46.526	15	CROWHURST	24.597	5	88	EUSTACE	1:43.951	1:45.123	1.172
6	14	COWAN	32.865	41	TURNER	46.531	97	BARROW	24.689	6	41	TURNER	1:44.349	1:44.714	0.365
7	33	GARNER	32.890	91	GURNEY	46.708	41	TURNER	24.706	7	97	BARROW	1:44.368	1:44.368	0.000
8	15	CROWHURST	32.920	33	GARNER	46.767	74	FAIRWEATHER	24.816	8	15	CROWHURST	1:44.419	1:44.738	0.319
9	74	FAIRWEATHER	32.979	14	COWAN	46.853	7	MACKENZIE	25.040	9	91	GURNEY	1:44.982	1:45.672	0.690
10	41	TURNER	33.112	15	CROWHURST	46.902	91	GURNEY	25.140	10	14	COWAN	1:45.002	1:45.567	0.565
11	91	GURNEY	33.134	93	ADAMS	47.113	88	EUSTACE	25.142	11	33	GARNER	1:45.068	1:45.691	0.623
12	97	BARROW	33.683	74	FAIRWEATHER	47.334	14	COWAN	25.284	12	74	FAIRWEATHER	1:45.129	1:45.792	0.663
13	98	CHARLTON	34.024	98	CHARLTON	48.402	33	GARNER	25.411	13	45	SCOTT	1:48.066	1:48.528	0.462
14	45	SCOTT	34.099	45	SCOTT	48.443	45	SCOTT	25.524	14	98	CHARLTON	1:48.125	1:48.636	0.511
15	37	ANGELL	34.198	7	MACKENZIE	48.996	98	CHARLTON	25.699	15	7	MACKENZIE	1:48.495	1:48.751	0.256
16	7	MACKENZIE	34.459	5	TUNIO	49.257	141	COLLEY	26.778	16	37	ANGELL	1:51.022	1:51.642	0.620
17	5	TUNIO	34.816	10	LANE	49.525	10	LANE	26.814	17	5	TUNIO	1:51.069	1:51.776	0.707
18	10	LANE	34.833	37	ANGELL	49.827	77	RESTALL	26.887	18	10	LANE	1:51.172	1:51.312	0.140
19	177	BICKNELL	35.028	177	BICKNELL	51.615	5	TUNIO	26.996	19	177	BICKNELL	1:53.776	1:54.114	0.338
20	76	BICKNELL	36.118	141	COLLEY	52.043	37	ANGELL	26.997	20	76	BICKNELL	1:57.076	1:58.092	1.016
21	198	BROOKER	47.449	77	RESTALL	52.663	177	BICKNELL	27.133	21	198	BROOKER	2:07.879	2:05.344	-2.534
22	141	COLLEY	52.096	198	BROOKER	52.844	198	BROOKER	27.586	22	141	COLLEY	2:10.917	2:02.483	-8.433
23				76	BICKNELL	53.090	76	BICKNELL	27.868	23	77	RESTALL		2:05.440	

Weather / Track : Cloudy / Dry

Results can be found at www.tsl-timing.com

Brands Hatch GP
 Circuit Length = 2.4332 miles
 Start: 13:02 Flag 13:23 End: 13:25

Printed - 13:26 Sunday, 10 September 2017