



CANNON MOTORSPARES TIN TOPS CHAMPIONSHIP

Brands Hatch Indy Circuit

12th April 2014



Results Provided by Timing Solutions Ltd
www.tsl-timing.com

Cannon Motorsparses Tintops Championship

QUALIFYING - RACE 5 - CLASSIFICATION

POS	NO	CL	PIC NAME	ENTRY	TIME	ON	LAPS	GAP	DIFF	MPH
1	69	T2	1 Barnaby DAVIES	Toyota Starlet GT	54.512	11	16			79.77
2	72	T1	1 Tom BRIDGER	Rover 220 Turbo	54.695	8	12	0.183	0.183	79.50
3	55	T3	1 Chris WHITEMAN	Honda Civic	55.628	11	13	1.116	0.933	78.17
4	78	T3	2 Russell TURNER	Ford Escort	56.293	9	10	1.781	0.665	77.24
5	73	T3	3 Terry SEARLES	MG ZR190	56.829	8	16	2.317	0.536	76.52
6	33 *	T3	4 Chris BASSETT	Peugeot 205 GTi	56.865	6	15	2.353	0.036	76.47
7	5	T3	5 Vic HOPE	Honda Civic Type R	56.941	12	15	2.429	0.076	76.37
8	61	T3	6 Cliff PELLIN	Ford Fiesta	57.331	12	15	2.819	0.390	75.85
9	4	T1	2 Len COLLEY	BMW E30 325	57.481	14	15	2.969	0.150	75.65
10	77	TP	1 Peter OSBORNE	Renault Clio	58.005	15	15	3.493	0.524	74.96
11	80	T4	1 Neal GARDINER	MG Metro	58.551	11	15	4.039	0.546	74.27
12	15	T3	7 Vince WHEELER	Renault Clio	59.370	12	12	4.858	0.819	73.24
13	27	T4	2 Dominic RYAN	Ford Fiesta ZetecS	59.594	11	15	5.082	0.224	72.97
14	41	T4	3 Robert TAYLOR	Ford Fiesta	1:00.440	14	14	5.928	0.846	71.94
15	50	T4	4 Kieron LEHANE	Citroen Saxo	1:03.179	9	11	8.667	2.739	68.82
16	21	T4	5 Joshua DARTON	Peugeot 205	1:03.545	13	13	9.033	0.366	68.43
17	12	T4	6 Chris BROWN	Ford Fiesta	1:06.141	3	6	11.629	2.596	65.74

*Car 33 transponder not working please rectify for the race

Weather / Track : Bright / Dry

These results are provisional until the conclusion of any judicial and technical matters.

Brands Hatch Indy

Circuit Length = 1.2079 miles

Start: 11:08 Flag 11:23 End: 11:24

Clerk Of Course :		Timekeeper :	
-------------------	--	--------------	--

Cannon Motorsparses Tintops Championship

QUALIFYING - RACE 5 - LAP ANALYSIS

DIFF = Difference To Personal Best Lap

P1 69 Barnaby DAVIES				
LAP	LAP TIME	DIFF	MPH	TIME OF DAY
1 -	1:07.543	13.031	64.38	11:09:59.923
2 -	56.927	2.415	76.38	11:10:56.850
3 -	55.604	1.092	78.20	11:11:52.454
4 -	55.536	1.024	78.30	11:12:47.990
5 -	56.168	1.656	77.42	11:13:44.158
6 -	55.340	0.828	78.57	11:14:39.498
7 -	55.116	0.604	78.89	11:15:34.614
8 -	54.790 (3)	0.278	79.36	11:16:29.404
9 -	58.799	4.287	73.95	11:17:28.203
10 -	55.323	0.811	78.60	11:18:23.526
11 -	54.512 (1)		79.77	11:19:18.038
12 -	54.870	0.358	79.25	11:20:12.908
13 -	54.942	0.430	79.14	11:21:07.850
14 -	54.567 (2)	0.055	79.69	11:22:02.417
15 -	1:01.902	7.390	70.24	11:23:04.319
16 -	59.776	5.264	72.74	11:24:04.095

P2 72 Tom BRIDGER				
LAP	LAP TIME	DIFF	MPH	TIME OF DAY
1 -	1:09.140	14.445	62.89	11:10:08.906
2 -	58.226	3.531	74.68	11:11:07.132
3 -	56.718	2.023	76.67	11:12:03.850
4 -	55.305	0.610	78.62	11:12:59.155
5 -	55.547	0.852	78.28	11:13:54.702
6 -	55.101 (3)	0.406	78.92	11:14:49.803
7 -	56.207	1.512	77.36	11:15:46.010
8 -	54.695 (1)		79.50	11:16:40.705
9 -	55.657	0.962	78.13	11:17:36.362
10 -	58.960	4.265	73.75	11:18:35.322
11 -	1:00.636	5.941	71.71	11:19:35.958
12 -	54.750 (2)	0.055	79.42	11:20:30.708

P3 55 Chris WHITEMAN				
LAP	LAP TIME	DIFF	MPH	TIME OF DAY
1 -	1:32.563	36.935	46.97	11:10:37.162
2 -	1:07.171	11.543	64.73	11:11:44.333
3 -	1:00.283	4.655	72.13	11:12:44.616
4 -	58.018	2.390	74.95	11:13:42.634
5 -	58.312	2.684	74.57	11:14:40.946
6 -	57.101 (3)	1.473	76.15	11:15:38.047
7 -	57.378	1.750	75.78	11:16:35.425
8 -	57.892	2.264	75.11	11:17:33.317
9 -	57.281	1.653	75.91	11:18:30.598
10 -	57.235	1.607	75.97	11:19:27.833
11 -	55.628 (1)		78.17	11:20:23.461
12 -	56.636 (2)	1.008	76.78	11:21:20.097
13 -	1:02.997	7.369	69.02	11:22:23.094

P4 78 Russell TURNER				
LAP	LAP TIME	DIFF	MPH	TIME OF DAY
1 -	1:06.791	10.498	65.10	11:10:01.950
2 -	58.594	2.301	74.21	11:11:00.544
3 -	58.906	2.613	73.82	11:11:59.450
4 -	57.969	1.676	75.01	11:12:57.419
5 -	58.420	2.127	74.43	11:13:55.839
6 -	56.320 (2)	0.027	77.21	11:14:52.159
7 -	57.196	0.903	76.02	11:15:49.355
8 -	56.898 (3)	0.605	76.42	11:16:46.253
9 -	56.293 (1)		77.24	11:17:42.546

DIFF = Difference To Personal Best Lap

P5 73 Terry SEARLES				
LAP	LAP TIME	DIFF	MPH	TIME OF DAY
10 -	57.137	0.844	76.10	11:18:39.683
1 -	1:06.447	9.618	65.44	11:10:02.481
2 -	58.862	2.033	73.87	11:11:01.343
3 -	57.851	1.022	75.16	11:11:59.194
4 -	58.038	1.209	74.92	11:12:57.232
5 -	57.716	0.887	75.34	11:13:54.948
6 -	56.947 (3)	0.118	76.36	11:14:51.895
7 -	56.928 (2)	0.099	76.38	11:15:48.823
8 -	56.829 (1)		76.52	11:16:45.652
9 -	57.858	1.029	75.15	11:17:43.510
10 -	57.735	0.906	75.32	11:18:41.245
11 -	57.808	0.979	75.22	11:19:39.053
12 -	58.379	1.550	74.48	11:20:37.432
13 -	58.114	1.285	74.82	11:21:35.546
14 -	58.007	1.178	74.96	11:22:33.553
15 -	57.444	0.615	75.70	11:23:30.997
16 -	57.037	0.208	76.24	11:24:28.034

P6 33 Chris BASSETT				
LAP	LAP TIME	DIFF	MPH	TIME OF DAY
1 -	1:01.757	4.892	70.41	11:11:06.546
2 -	59.618	2.753	72.94	11:12:06.164
3 -	58.562	1.697	74.25	11:13:04.726
4 -	57.759	0.894	75.28	11:14:02.485
5 -	57.208 (3)	0.343	76.01	11:14:59.693
6 -	56.865 (1)		76.47	11:15:56.558
7 -	57.581	0.716	75.52	11:16:54.139
8 -	57.180 (2)	0.315	76.05	11:17:51.319
9 -	57.719	0.854	75.34	11:18:49.038
10 -	57.340	0.475	75.83	11:19:46.378
11 -	57.850	0.985	75.17	11:20:44.228
12 -	57.555	0.690	75.55	11:21:41.783
13 -	57.231	0.366	75.98	11:22:39.014
14 -	57.265	0.400	75.93	11:23:36.279
15 -	57.567	0.702	75.53	11:24:33.846

P7 5 Vic HOPE				
LAP	LAP TIME	DIFF	MPH	TIME OF DAY
1 -	1:09.173	12.232	62.86	11:10:15.975
2 -	1:00.292	3.351	72.12	11:11:16.267
3 -	59.088	2.147	73.59	11:12:15.355
4 -	59.148	2.207	73.52	11:13:14.503
5 -	58.340	1.399	74.53	11:14:12.843
6 -	59.235	2.294	73.41	11:15:12.078
7 -	58.259	1.318	74.64	11:16:10.337
8 -	57.991	1.050	74.98	11:17:08.328
9 -	57.119 (2)	0.178	76.13	11:18:05.447
10 -	57.503	0.562	75.62	11:19:02.950
11 -	57.537	0.596	75.57	11:20:00.487
12 -	56.941 (1)		76.37	11:20:57.428
13 -	57.884	0.943	75.12	11:21:55.312
14 -	57.820	0.879	75.20	11:22:53.132
15 -	57.432 (3)	0.491	75.71	11:23:50.564

P8 61 Cliff PELLIN				
LAP	LAP TIME	DIFF	MPH	TIME OF DAY
1 -	1:09.958	12.627	62.16	11:10:10.431
2 -	58.613	1.282	74.19	11:11:09.044

Weather / Track : Bright / Dry

Brands Hatch Indy
Circuit Length = 1.2079 miles
Start: 11:08 Flag 11:23 End: 11:24

Cannon Motorsparses Tintops Championship

QUALIFYING - RACE 5 - LAP ANALYSIS

DIFF = Difference To Personal Best Lap

3 -	57.520	0.189	75.60	11:12:06.564
4 -	57.733	0.402	75.32	11:13:04.297
5 -	57.577	0.246	75.52	11:14:01.874
6 -	57.370 (2)	0.039	75.79	11:14:59.244
7 -	1:05.074	7.743	66.82	11:16:04.318
8 -	1:02.977	5.646	69.05	11:17:07.295
9 -	57.999	0.668	74.97	11:18:05.294
10 -	58.642	1.311	74.15	11:19:03.936
11 -	57.826	0.495	75.20	11:20:01.762
12 -	57.331 (1)		75.85	11:20:59.093
13 -	57.555	0.224	75.55	11:21:56.648
14 -	57.418 (3)	0.087	75.73	11:22:54.066
15 -	57.528	0.197	75.59	11:23:51.594

P9 4 Len COLLEY

LAP	LAP TIME	DIFF	MPH	TIME OF DAY
1 -	1:28.815	31.334	48.96	11:10:36.799
2 -	59.085	1.604	73.59	11:11:35.884
3 -	59.715	2.234	72.82	11:12:35.599
4 -	58.746	1.265	74.02	11:13:34.345
5 -	58.378	0.897	74.49	11:14:32.723
6 -	58.792	1.311	73.96	11:15:31.515
7 -	57.933	0.452	75.06	11:16:29.448
8 -	59.367	1.886	73.24	11:17:28.815
9 -	58.004	0.523	74.97	11:18:26.819
10 -	58.959	1.478	73.75	11:19:25.778
11 -	58.113	0.632	74.83	11:20:23.891
12 -	57.893 (3)	0.412	75.11	11:21:21.784
13 -	58.345	0.864	74.53	11:22:20.129
14 -	57.481 (1)		75.65	11:23:17.610
15 -	57.525 (2)	0.044	75.59	11:24:15.135

P10 77 Peter OSBORNE

LAP	LAP TIME	DIFF	MPH	TIME OF DAY
1 -	1:11.956	13.951	60.43	11:10:13.799
2 -	1:01.465	3.460	70.74	11:11:15.264
3 -	1:02.052	4.047	70.07	11:12:17.316
4 -	1:00.159	2.154	72.28	11:13:17.475
5 -	1:00.825	2.820	71.49	11:14:18.300
6 -	1:00.544	2.539	71.82	11:15:18.844
7 -	59.437	1.432	73.16	11:16:18.281
8 -	59.135	1.130	73.53	11:17:17.416
9 -	58.400	0.395	74.46	11:18:15.816
10 -	58.711	0.706	74.06	11:19:14.527
11 -	58.169 (2)	0.164	74.75	11:20:12.696
12 -	58.670	0.665	74.11	11:21:11.366
13 -	58.521	0.516	74.30	11:22:09.887
14 -	58.215 (3)	0.210	74.69	11:23:08.102
15 -	58.005 (1)		74.96	11:24:06.107

P11 80 Neal GARDINER

LAP	LAP TIME	DIFF	MPH	TIME OF DAY
1 -	1:11.640	13.089	60.70	11:10:17.456
2 -	1:00.938	2.387	71.36	11:11:18.394
3 -	59.809	1.258	72.70	11:12:18.203
4 -	1:00.320	1.769	72.09	11:13:18.523
5 -	59.557	1.006	73.01	11:14:18.080
6 -	59.073	0.522	73.61	11:15:17.153
7 -	59.931	1.380	72.56	11:16:17.084
8 -	58.953	0.402	73.76	11:17:16.037
9 -	58.789 (3)	0.238	73.96	11:18:14.826
10 -	58.793	0.242	73.96	11:19:13.619

DIFF = Difference To Personal Best Lap

11 -	58.551 (1)		74.27	11:20:12.170
12 -	59.281	0.730	73.35	11:21:11.451
13 -	1:01.377	2.826	70.85	11:22:12.828
14 -	58.654 (2)	0.103	74.13	11:23:11.482
15 -	58.819	0.268	73.93	11:24:10.301

P12 15 Vince WHEELER

LAP	LAP TIME	DIFF	MPH	TIME OF DAY
1 -	1:08.540	9.170	63.44	11:09:59.661
2 -	1:00.115	0.745	72.33	11:10:59.776
3 -	1:01.882	2.512	70.27	11:12:01.658
4 -	1:00.218	0.848	72.21	11:13:01.876
5 -	2:26.003 P	1:26.633	29.78	11:15:27.879
6 -	1:03.866	4.496	68.08	11:16:31.745
7 -	1:00.146	0.776	72.30	11:17:31.891
8 -	2:17.438 P	1:18.068	31.64	11:19:49.329
9 -	1:01.791	2.421	70.37	11:20:51.120
10 -	59.976 (2)	0.606	72.50	11:21:51.096
11 -	1:00.000 (3)	0.630	72.47	11:22:51.096
12 -	59.370 (1)		73.24	11:23:50.466

P13 27 Dominic RYAN

LAP	LAP TIME	DIFF	MPH	TIME OF DAY
1 -	1:13.103	13.509	59.48	11:10:16.801
2 -	1:04.696	5.102	67.21	11:11:21.497
3 -	1:02.761	3.167	69.28	11:12:24.258
4 -	1:01.782	2.188	70.38	11:13:26.040
5 -	1:00.588	0.994	71.77	11:14:26.628
6 -	1:00.189	0.595	72.24	11:15:26.817
7 -	59.874	0.280	72.62	11:16:26.691
8 -	1:00.984	1.390	71.30	11:17:27.675
9 -	1:00.451	0.857	71.93	11:18:28.126
10 -	59.654 (3)	0.060	72.89	11:19:27.780
11 -	59.594 (1)		72.97	11:20:27.374
12 -	59.606 (2)	0.012	72.95	11:21:26.980
13 -	59.845	0.251	72.66	11:22:26.825
14 -	1:01.220	1.626	71.03	11:23:28.045
15 -	59.890	0.296	72.60	11:24:27.935

P14 41 Robert TAYLOR

LAP	LAP TIME	DIFF	MPH	TIME OF DAY
1 -	1:17.105	16.665	56.39	11:10:28.336
2 -	1:07.570	7.130	64.35	11:11:35.906
3 -	1:04.577	4.137	67.33	11:12:40.483
4 -	1:06.046	5.606	65.84	11:13:46.529
5 -	1:02.820	2.380	69.22	11:14:49.349
6 -	1:01.906	1.466	70.24	11:15:51.255
7 -	1:00.469 (2)	0.029	71.91	11:16:51.724
8 -	1:01.946	1.506	70.19	11:17:53.670
9 -	1:00.632 (3)	0.192	71.72	11:18:54.302
10 -	1:00.823	0.383	71.49	11:19:55.125
11 -	1:01.126	0.686	71.14	11:20:56.251
12 -	1:02.864	2.424	69.17	11:21:59.115
13 -	1:00.827	0.387	71.49	11:22:59.942
14 -	1:00.440 (1)		71.94	11:24:00.382

P15 50 Kieron LEHANE

LAP	LAP TIME	DIFF	MPH	TIME OF DAY
1 -	1:17.611	14.432	56.03	11:10:27.072
2 -	1:06.984	3.805	64.92	11:11:34.056
3 -	1:05.358	2.179	66.53	11:12:39.414

Weather / Track : Bright / Dry

Brands Hatch Indy
Circuit Length = 1.2079 miles
Start: 11:08 Flag 11:23 End: 11:24

Cannon Motorsparts Tintops Championship

QUALIFYING - RACE 5 - LAP ANALYSIS

DIFF = Difference To Personal Best Lap


4 -	1:05.186	2.007	66.71	11:13:44.600
5 -	1:04.182	1.003	67.75	11:14:48.782
6 -	1:06.614	3.435	65.28	11:15:55.396
7 -	1:03.278 (2)	0.099	68.72	11:16:58.674
8 -	1:04.100	0.921	67.84	11:18:02.774
9 -	1:03.179 (1)		68.82	11:19:05.953
10 -	1:03.846 (3)	0.667	68.11	11:20:09.799
11 -	1:14.071	10.892	58.70	11:21:23.870

P16 21 Joshua DARTON				
LAP	LAP TIME	DIFF	MPH	TIME OF DAY
1 -	1:29.362	25.817	48.66	11:10:27.836
2 -	1:16.252	12.707	57.02	11:11:44.088
3 -	1:15.510	11.965	57.58	11:12:59.598
4 -	1:11.102	7.557	61.16	11:14:10.700
5 -	1:08.924	5.379	63.09	11:15:19.624
6 -	1:06.564	3.019	65.32	11:16:26.188
7 -	1:07.527	3.982	64.39	11:17:33.715
8 -	1:05.069	1.524	66.83	11:18:38.784
9 -	1:06.208	2.663	65.68	11:19:44.992
10 -	1:04.034 (2)	0.489	67.91	11:20:49.026
11 -	1:04.759	1.214	67.15	11:21:53.785
12 -	1:04.723 (3)	1.178	67.18	11:22:58.508
13 -	1:03.545 (1)		68.43	11:24:02.053

P17 12 Chris BROWN				
LAP	LAP TIME	DIFF	MPH	TIME OF DAY
1 -	1:22.161	16.020	52.92	11:10:35.347
2 -	1:08.106 (2)	1.965	63.85	11:11:43.453
3 -	1:06.141 (1)		65.74	11:12:49.594
4 -	2:19.919 P	1:13.778	31.07	11:15:09.513
5 -	1:16.550	10.409	56.80	11:16:26.063
6 -	1:11.887 (3)	5.746	60.49	11:17:37.950

Cannon Motorsparses Tintops Championship

RACE 5 - GRID

ROW 9	17	1:06.141 12 Chris BROWN		
ROW 8	15	1:03.179 50 Kieron LEHANE	16	1:03.545 21 Joshua DARTON
ROW 7	13	59.594 27 Dominic RYAN	14	1:00.440 41 Robert TAYLOR
ROW 6	11	58.551 80 Neal GARDINER	12	59.370 15 Vince WHEELER
ROW 5	9	57.481 4 Len COLLEY	10	58.005 77 Peter OSBORNE
ROW 4	7	56.941 5 Vic HOPE	8	57.331 61 Cliff PELLIN
ROW 3	5	56.829 73 Terry SEARLES	6	56.865 33 Chris BASSETT
ROW 2	3	55.628 55 Chris WHITEMAN	4	56.293 78 Russell TURNER
ROW 1	1	54.512 69 Barnaby DAVIES	2	54.695 72 Tom BRIDGER
Pole				
				

Brands Hatch Indy
Circuit Length = 1.2079 miles

These results are provisional until the conclusion of any judicial and technical matters.

Clerk Of Course :

Timekeeper :

Cannon Motorsparses Tintops Championship

RACE 5 - CLASSIFICATION

POS	NO	CL	PIC NAME	ENTRY	LAPS	TIME	GAP	DIFF	MPH	BEST	ON
1	69	T2	1 Barnaby DAVIES	Toyota Starlet GT	17	15:48.542			77.93	54.192	10
2	72	T1	1 Tom BRIDGER	Rover 220 Turbo	17	15:54.752	6.210	6.210	77.42	54.826	8
3	55	T3	1 Chris WHITEMAN	Honda Civic	17	16:07.445	18.903	12.693	76.41	54.798	3
4	5	T3	2 Vic HOPE	Honda Civic Type R	17	16:24.081	35.539	16.636	75.12	56.703	10
5	73	T3	3 Terry SEARLES	MG ZR190	17	16:24.860	36.318	0.779	75.06	56.923	6
6	78	T3	4 Russell TURNER	Ford Escort	17	16:24.958	36.416	0.098	75.05	56.465	15
7	61	T3	5 Cliff PELLIN	Ford Fiesta	17	16:25.795	37.253	0.837	74.99	57.064	6
8	80	T4	1 Neal GARDINER	MG Metro	16	16:08.135	1 Lap	1 Lap	71.86	58.426	6
9	15	T3	6 Vince WHEELER	Renault Clio	16	16:11.985	1 Lap	3.850	71.58	59.019	8
10	77	TP	1 Peter OSBORNE	Renault Clio	16	16:20.267	1 Lap	8.282	70.97	59.015	11
11	41	T4	2 Robert TAYLOR	Ford Fiesta	16	16:32.327	1 Lap	12.060	70.11	59.922	6
12	27	T4	3 Dominic RYAN	Ford Fiesta ZetecS	16	17:06.147	1 Lap	33.820	67.80	59.899	4
13	50	T4	4 Kieron LEHANE	Citroen Saxo	15	16:19.605	2 Laps	1 Lap	66.58	1:03.320	15
14	21	T4	5 Joshua DARTON	Peugeot 205	14	15:59.004	3 Laps	1 Lap	63.48	1:04.673	7

NOT CLASSIFIED

DNF	51	T4	Lewis TURNER	Citroen Saxo	15	15:03.030	2 Laps	0.000	72.23	58.411	7
DNF	33	T3	Chris BASSETT	Peugeot 205 GTi	12	11:37.191	5 Laps	3 Laps	74.84	56.779	12
DNF	4	T1	Len COLLEY	BMW E30 325	11	10:40.559	6 Laps	1 Lap	74.67	56.814	11
DNF	12	T4	Chris BROWN	Ford Fiesta	11	12:04.739	6 Laps	1:24.180	66.00	1:03.260	10

FASTEST LAP

69	T2	Barnaby DAVIES	Toyota Starlet GT	10	54.192	80.24 mph	129.14 kph
55	T3	Chris WHITEMAN	Honda Civic	3	54.798	79.35 mph	127.71 kph
72	T1	Tom BRIDGER	Rover 220 Turbo	8	54.826	79.31 mph	127.64 kph
51	T4	Lewis TURNER	Citroen Saxo	7	58.411	74.44 mph	119.81 kph
77	TP	Peter OSBORNE	Renault Clio	11	59.015	73.68 mph	118.58 kph

Weather / Track : Bright / Dry

These results are provisional until the conclusion of any judicial and technical matters.

Brands Hatch Indy

Circuit Length = 1.2079 miles

Start: 15:30 Flag 15:46 End: 15:47

Clerk Of Course :	Timekeeper :
-------------------	--------------

Cannon Motorsparses Tintops Championship

RACE 5 - LAP CHART

LAP 1			LAP 2			LAP 3			LAP 4			LAP 5		
NO	BEHIND	LAP TIME	NO	BEHIND	LAP TIME	NO	BEHIND	LAP TIME	NO	BEHIND	LAP TIME	NO	BEHIND	LAP TIME
72		1:00.106	72		56.095	72		55.139	72		55.062	72		55.139
69	0.302	1:00.408	69	0.355	56.148	69	0.284	55.068	69	0.127	54.905	69	0.277	55.289
55	1.157	1:01.263	55	0.919	55.857	55	0.578	54.798	55	0.599	55.083	55	0.628	55.168
61	4.262	1:04.368	61	6.023	57.856	61	8.115	57.231	61	10.404	57.351	61	12.646	57.381
33	4.555	1:04.661	33	6.301	57.841	33	8.746	57.584	73	11.110	57.415	73	12.926	56.955
73	4.785	1:04.891	73	6.584	57.894	73	8.757	57.312	5	11.885	57.842	5	13.901	57.155
4	5.663	1:05.769	5	6.993	57.361	5	9.105	57.251	33	12.619	58.935	33	14.445	56.965
5	5.727	1:05.833	4	7.718	58.150	4	10.387	57.808	78	13.245	57.735	4	15.632	57.513
78	5.936	1:06.042	78	8.036	58.195	78	10.572	57.675	4	13.258	57.933	78	15.799	57.693
15	7.208	1:07.314	15	13.234	1:02.121	51	18.142	59.144	51	21.772	58.692	51	25.323	58.690
80	7.855	1:07.961	80	13.911	1:02.151	15	18.296	1:00.201	15	23.878	1:00.644	80	28.551	59.434
27	8.206	1:08.312	51	14.137	1:00.186	80	19.427	1:00.655	80	24.256	59.891	15	29.246	1:00.507
51	10.046	1:10.152	27	14.288	1:02.177	27	19.869	1:00.720	27	24.706	59.899	27	30.117	1:00.550
41	10.091	1:10.197	41	15.217	1:01.221	41	20.317	1:00.239	41	25.616	1:00.361	41	30.552	1:00.075
50	13.406	1:13.512	77	22.100	1:01.342	77	26.578	59.617	77	31.661	1:00.145	77	36.139	59.617
12	14.725	1:14.831	50	23.337	1:06.026	50	34.203	1:06.005	50	43.863	1:04.722	50	53.605	1:04.881
21	15.841	1:15.947	12	25.537	1:06.907	12	36.364	1:05.966	12	46.837	1:05.535			
77	16.853	1:16.959	21	26.269	1:06.523	21	36.633	1:05.503	21	53.481	1:11.910			

Weather / Track : Bright / Dry

Results can be found at www.tsl-timing.com

Page 1 of 4

Brands Hatch Indy
Circuit Length = 1.2079 miles
Start: 15:30 Flag 15:46 End: 15:47

Printed - 15:49 Saturday, 12 April 2014

Cannon Motorsparses Tintops Championship

RACE 5 - LAP CHART

LAP 6			LAP 7			LAP 8			LAP 9			LAP 10		
NO	BEHIND	LAP TIME	NO	BEHIND	LAP TIME	NO	BEHIND	LAP TIME	NO	BEHIND	LAP TIME	NO	BEHIND	LAP TIME
72		55.171	69		54.493	69		54.305	69		54.358	69		54.192
69	0.080	54.974	72	0.595	55.168	72	1.116	54.826	72	1.878	55.120	41	1 Lap	1:01.273
55	0.437	54.980	55	0.801	54.937	55	1.562	55.066	55	2.282	55.078	27	1 Lap	1:01.876
12	1 Lap	1:04.542	50	1 Lap	1:04.752	50	1 Lap	1:04.360	73	23.445	57.598	72	3.169	55.483
21	1 Lap	1:07.056	12	1 Lap	1:04.658	73	20.205	57.306	61	23.811	57.284	55	3.282	55.192
61	14.539	57.064	73	17.204	57.099	61	20.885	57.910	5	24.337	57.489	77	1 Lap	1:00.112
73	14.678	56.923	61	17.280	57.314	5	21.206	57.028	33	26.398	58.591	73	26.407	57.154
5	15.729	56.999	5	18.483	57.327	12	1 Lap	1:04.621	4	26.850	58.068	61	26.786	57.167
33	16.388	57.114	33	19.043	57.228	33	22.165	57.427	78	27.046	58.182	5	26.848	56.703
4	17.285	56.824	78	20.016	57.031	4	23.140	57.316	50	1 Lap	1:05.459	33	29.291	57.085
78	17.558	56.930	4	20.129	57.417	78	23.222	57.511	12	1 Lap	1:04.748	4	29.605	56.947
51	28.960	58.808	21	1 Lap	1:07.709	21	1 Lap	1:04.673	51	42.350	59.674	78	29.850	56.996
80	31.806	58.426	51	32.798	58.411	51	37.034	58.541	21	1 Lap	1:05.191	50	1 Lap	1:03.872
15	34.083	1:00.008	80	36.010	58.777	80	40.523	58.818	80	45.293	59.128	12	1 Lap	1:03.578
27	35.067	1:00.121	15	39.033	59.523	15	43.747	59.019	15	48.479	59.090	51	47.227	59.069
41	35.303	59.922	27	41.041	1:00.547	27	47.523	1:00.787				80	50.564	59.463
77	40.554	59.586	41	41.116	1:00.386	41	47.794	1:00.983				15	53.991	59.704
			77	46.749	1:00.768	77	52.251	59.807						

Weather / Track : Bright / Dry

Results can be found at www.tsl-timing.com

Page 2 of 4

Brands Hatch Indy
 Circuit Length = 1.2079 miles
 Start: 15:30 Flag 15:46 End: 15:47

Printed - 15:49 Saturday, 12 April 2014

Cannon Motorspars Tintops Championship

RACE 5 - LAP CHART

LAP 11			LAP 12			LAP 13			LAP 14			LAP 15		
NO	BEHIND	LAP TIME	NO	BEHIND	LAP TIME	NO	BEHIND	LAP TIME	NO	BEHIND	LAP TIME	NO	BEHIND	LAP TIME
69		54.930	69		54.588	69		59.680	69		57.524	69		56.862
72	3.918	55.679	15	1 Lap	59.654	12	2 Laps	1:06.093	51	1 Lap	1:00.125	72	4.312	56.809
55	4.753	56.401	72	4.507	55.177	80	1 Lap	1:01.670	72	4.365	59.059	55	4.495	56.715
41	1 Lap	1:01.159	55	5.100	54.935	72	2.830	58.003	55	4.642	58.355	51	1 Lap	1:01.107
27	1 Lap	1:01.064	77	1 Lap	59.015	55	3.811	58.391	50	2 Laps	1:05.185	80	1 Lap	1:00.324
77	1 Lap	59.387	41	1 Lap	1:00.668	15	1 Lap	1:01.515	80	1 Lap	1:02.836	50	2 Laps	1:04.119
21	2 Laps	1:20.098	27	1 Lap	1:00.817	77	1 Lap	1:01.267	15	1 Lap	1:04.153	15	1 Lap	59.314
73	28.588	57.111	21	2 Laps	1:05.122	41	1 Lap	1:03.198	77	1 Lap	1:02.169	77	1 Lap	1:00.668
61	29.152	57.296	73	31.555	57.555	27	1 Lap	1:10.525	41	1 Lap	1:05.063	73	31.204	57.411
5	29.333	57.415	5	31.889	57.144	73	29.632	57.757	73	30.655	58.547	41	1 Lap	1:04.320
33	31.342	56.981	61	32.787	58.223	5	30.089	57.880	27	1 Lap	1:04.531	5	31.358	57.144
4	31.489	56.814	33	33.533	56.779	61	30.860	57.753	5	31.076	58.511	61	32.596	57.387
78	31.821	56.901	78	36.136	58.903	78	33.453	56.997	61	32.071	58.735	78	32.680	56.465
50	1 Lap	1:03.422	51	57.662	1:01.304	21	2 Laps	1:08.902	78	33.077	57.148	27	1 Lap	1:01.766
12	1 Lap	1:03.260	50	1 Lap	1:04.445				21	2 Laps	1:07.514	21	2 Laps	1:05.817
51	50.946	58.649												
80	54.543	58.909												

Weather / Track : Bright / Dry

Results can be found at www.tsl-timing.com

Page 3 of 4

Brands Hatch Indy
 Circuit Length = 1.2079 miles
 Start: 15:30 Flag 15:46 End: 15:47

Printed - 15:49 Saturday, 12 April 2014

Cannon Motorsparts Tintops Championship

RACE 5 - LAP CHART

LAP 16			LAP 17		
NO	BEHIND	LAP TIME	NO	BEHIND	LAP TIME
69		55.623	69		55.195
72	4.681	55.992	72	6.210	56.724
55	5.787	56.915	21	3 Laps	1:07.039
51	1 Lap	1:00.478	55	18.903	1:08.311
80	1 Lap	59.640	80	1 Lap	1:00.052
15	1 Lap	59.625	15	1 Lap	59.593
50	2 Laps	1:05.525	50	2 Laps	1:03.320
77	1 Lap	1:00.059	77	1 Lap	59.749
73	32.970	57.389	5	35.539	57.694
5	33.040	57.305	73	36.318	58.543
78	34.062	57.005	78	36.416	57.549
61	34.208	57.235	61	37.253	58.240
41	1 Lap	1:02.313	41	1 Lap	1:00.949
27	1 Lap	1:00.721	27	1 Lap	1:31.734

Weather / Track : Bright / Dry

Results can be found at www.tsl-timing.com

Page 4 of 4

Brands Hatch Indy
Circuit Length = 1.2079 miles
Start: 15:30 Flag 15:46 End: 15:47

Printed - 15:49 Saturday, 12 April 2014

Cannon Motorspars Tintops Championship

RACE 5 - LAP ANALYSIS

DIFF = Difference To Personal Best Lap

P1 69 Barnaby DAVIES				
LAP	LAP TIME	DIFF	MPH	TIME OF DAY
1 -	1:00.408	6.216	71.98	15:31:32.808
2 -	56.148	1.956	77.44	15:32:28.956
3 -	55.068	0.876	78.96	15:33:24.024
4 -	54.905	0.713	79.20	15:34:18.929
5 -	55.289	1.097	78.65	15:35:14.218
6 -	54.974	0.782	79.10	15:36:09.192
7 -	54.493	0.301	79.80	15:37:03.685
8 -	54.305 (2)	0.113	80.07	15:37:57.990
9 -	54.358 (3)	0.166	79.99	15:38:52.348
10 -	54.192 (1)		80.24	15:39:46.540
11 -	54.930	0.738	79.16	15:40:41.470
12 -	54.588	0.396	79.66	15:41:36.058
13 -	59.680	5.488	72.86	15:42:35.738
14 -	57.524	3.332	75.59	15:43:33.262
15 -	56.862	2.670	76.47	15:44:30.124
16 -	55.623	1.431	78.17	15:45:25.747
17 -	55.195	1.003	78.78	15:46:20.942

P2 72 Tom BRIDGER				
LAP	LAP TIME	DIFF	MPH	TIME OF DAY
1 -	1:00.106	5.280	72.34	15:31:32.506
2 -	56.095	1.269	77.52	15:32:28.601
3 -	55.139	0.313	78.86	15:33:23.740
4 -	55.062 (2)	0.236	78.97	15:34:18.802
5 -	55.139	0.313	78.86	15:35:13.941
6 -	55.171	0.345	78.82	15:36:09.112
7 -	55.168	0.342	78.82	15:37:04.280
8 -	54.826 (1)		79.31	15:37:59.106
9 -	55.120 (3)	0.294	78.89	15:38:54.226
10 -	55.483	0.657	78.37	15:39:49.709
11 -	55.679	0.853	78.10	15:40:45.388
12 -	55.177	0.351	78.81	15:41:40.565
13 -	58.003	3.177	74.97	15:42:38.568
14 -	59.059	4.233	73.63	15:43:37.627
15 -	56.809	1.983	76.54	15:44:34.436
16 -	55.992	1.166	77.66	15:45:30.428
17 -	56.724	1.898	76.66	15:46:27.152

P3 55 Chris WHITEMAN				
LAP	LAP TIME	DIFF	MPH	TIME OF DAY
1 -	1:01.263	6.465	70.98	15:31:33.663
2 -	55.857	1.059	77.85	15:32:29.520
3 -	54.798 (1)		79.35	15:33:24.318
4 -	55.083	0.285	78.94	15:34:19.401
5 -	55.168	0.370	78.82	15:35:14.569
6 -	54.980	0.182	79.09	15:36:09.549
7 -	54.937 (3)	0.139	79.15	15:37:04.486
8 -	55.066	0.268	78.97	15:37:59.552
9 -	55.078	0.280	78.95	15:38:54.630
10 -	55.192	0.394	78.79	15:39:49.822
11 -	56.401	1.603	77.10	15:40:46.223
12 -	54.935 (2)	0.137	79.15	15:41:41.158
13 -	58.391	3.593	74.47	15:42:39.549
14 -	58.355	3.557	74.51	15:43:37.904
15 -	56.715	1.917	76.67	15:44:34.619
16 -	56.915	2.117	76.40	15:45:31.534
17 -	1:08.311	13.513	63.65	15:46:39.845

DIFF = Difference To Personal Best Lap

P4 5 Vic HOPE				
LAP	LAP TIME	DIFF	MPH	TIME OF DAY
1 -	1:05.833	9.130	66.05	15:31:38.233
2 -	57.361	0.658	75.81	15:32:35.594
3 -	57.251	0.548	75.95	15:33:32.845
4 -	57.842	1.139	75.18	15:34:30.687
5 -	57.155	0.452	76.08	15:35:27.842
6 -	56.999 (2)	0.296	76.29	15:36:24.841
7 -	57.327	0.624	75.85	15:37:22.168
8 -	57.028 (3)	0.325	76.25	15:38:19.196
9 -	57.489	0.786	75.64	15:39:16.685
10 -	56.703 (1)		76.69	15:40:13.388
11 -	57.415	0.712	75.73	15:41:10.803
12 -	57.144	0.441	76.09	15:42:07.947
13 -	57.880	1.177	75.13	15:43:05.827
14 -	58.511	1.808	74.32	15:44:04.338
15 -	57.144	0.441	76.09	15:45:01.482
16 -	57.305	0.602	75.88	15:45:58.787
17 -	57.694	0.991	75.37	15:46:56.481

P5 73 Terry SEARLES				
LAP	LAP TIME	DIFF	MPH	TIME OF DAY
1 -	1:04.891	7.968	67.01	15:31:37.291
2 -	57.894	0.971	75.11	15:32:35.185
3 -	57.312	0.389	75.87	15:33:32.497
4 -	57.415	0.492	75.73	15:34:29.912
5 -	56.955 (2)	0.032	76.35	15:35:26.867
6 -	56.923 (1)		76.39	15:36:23.790
7 -	57.099 (3)	0.176	76.15	15:37:20.889
8 -	57.306	0.383	75.88	15:38:18.195
9 -	57.598	0.675	75.49	15:39:15.793
10 -	57.154	0.231	76.08	15:40:12.947
11 -	57.111	0.188	76.14	15:41:10.058
12 -	57.555	0.632	75.55	15:42:07.613
13 -	57.757	0.834	75.29	15:43:05.370
14 -	58.547	1.624	74.27	15:44:03.917
15 -	57.411	0.488	75.74	15:45:01.328
16 -	57.389	0.466	75.77	15:45:58.717
17 -	58.543	1.620	74.28	15:46:57.260

P6 78 Russell TURNER				
LAP	LAP TIME	DIFF	MPH	TIME OF DAY
1 -	1:06.042	9.577	65.84	15:31:38.442
2 -	58.195	1.730	74.72	15:32:36.637
3 -	57.675	1.210	75.39	15:33:34.312
4 -	57.735	1.270	75.32	15:34:32.047
5 -	57.693	1.228	75.37	15:35:29.740
6 -	56.930 (3)	0.465	76.38	15:36:26.670
7 -	57.031	0.566	76.24	15:37:23.701
8 -	57.511	1.046	75.61	15:38:21.212
9 -	58.182	1.717	74.74	15:39:19.394
10 -	56.996	0.531	76.29	15:40:16.390
11 -	56.901 (2)	0.436	76.42	15:41:13.291
12 -	58.903	2.438	73.82	15:42:12.194
13 -	56.997	0.532	76.29	15:43:09.191
14 -	57.148	0.683	76.09	15:44:06.339
15 -	56.465 (1)		77.01	15:45:02.804
16 -	57.005	0.540	76.28	15:45:59.809
17 -	57.549	1.084	75.56	15:46:57.358

Weather / Track : Bright / Dry

Brands Hatch Indy
Circuit Length = 1.2079 miles
Start: 15:30 Flag 15:46 End: 15:47

Cannon Motorspars Tintops Championship

RACE 5 - LAP ANALYSIS

DIFF = Difference To Personal Best Lap

P7 61 Cliff PELLIN				
LAP	LAP TIME	DIFF	MPH	TIME OF DAY
1 -	1:04.368	7.304	67.55	15:31:36.768
2 -	57.856	0.792	75.16	15:32:34.624
3 -	57.231 (3)	0.167	75.98	15:33:31.855
4 -	57.351	0.287	75.82	15:34:29.206
5 -	57.381	0.317	75.78	15:35:26.587
6 -	57.064 (1)		76.20	15:36:23.651
7 -	57.314	0.250	75.87	15:37:20.965
8 -	57.910	0.846	75.09	15:38:18.875
9 -	57.284	0.220	75.91	15:39:16.159
10 -	57.167 (2)	0.103	76.06	15:40:13.326
11 -	57.296	0.232	75.89	15:41:10.622
12 -	58.223	1.159	74.68	15:42:08.845
13 -	57.753	0.689	75.29	15:43:06.598
14 -	58.735	1.671	74.03	15:44:05.333
15 -	57.387	0.323	75.77	15:45:02.720
16 -	57.235	0.171	75.97	15:45:59.955
17 -	58.240	1.176	74.66	15:46:58.195

P8 80 Neal GARDINER				
LAP	LAP TIME	DIFF	MPH	TIME OF DAY
1 -	1:07.961	9.535	63.98	15:31:40.361
2 -	1:02.151	3.725	69.96	15:32:42.512
3 -	1:00.655	2.229	71.69	15:33:43.167
4 -	59.891	1.465	72.60	15:34:43.058
5 -	59.434	1.008	73.16	15:35:42.492
6 -	58.426 (1)		74.42	15:36:40.918
7 -	58.777 (2)	0.351	73.98	15:37:39.695
8 -	58.818 (3)	0.392	73.93	15:38:38.513
9 -	59.128	0.702	73.54	15:39:37.641
10 -	59.463	1.037	73.13	15:40:37.104
11 -	58.909	0.483	73.81	15:41:36.013
12 -	1:01.670	3.244	70.51	15:42:37.683
13 -	1:02.836	4.410	69.20	15:43:40.519
14 -	1:00.324	1.898	72.08	15:44:40.843
15 -	59.640	1.214	72.91	15:45:40.483
16 -	1:00.052	1.626	72.41	15:46:40.535

P9 15 Vince WHEELER				
LAP	LAP TIME	DIFF	MPH	TIME OF DAY
1 -	1:07.314	8.295	64.60	15:31:39.714
2 -	1:02.121	3.102	70.00	15:32:41.835
3 -	1:00.201	1.182	72.23	15:33:42.036
4 -	1:00.644	1.625	71.70	15:34:42.680
5 -	1:00.507	1.488	71.86	15:35:43.187
6 -	1:00.008	0.989	72.46	15:36:43.195
7 -	59.523	0.504	73.05	15:37:42.718
8 -	59.019 (1)		73.68	15:38:41.737
9 -	59.090 (2)	0.071	73.59	15:39:40.827
10 -	59.704	0.685	72.83	15:40:40.531
11 -	59.654	0.635	72.89	15:41:40.185
12 -	1:01.515	2.496	70.69	15:42:41.700
13 -	1:04.153	5.134	67.78	15:43:45.853
14 -	59.314 (3)	0.295	73.31	15:44:45.167
15 -	59.625	0.606	72.93	15:45:44.792
16 -	59.593	0.574	72.97	15:46:44.385

P10 77 Peter OSBORNE				
LAP	LAP TIME	DIFF	MPH	TIME OF DAY
1 -	1:16.959	17.944	56.50	15:31:49.359

DIFF = Difference To Personal Best Lap

2 -	1:01.342	2.327	70.89	15:32:50.701
3 -	59.617	0.602	72.94	15:33:50.318
4 -	1:00.145	1.130	72.30	15:34:50.463
5 -	59.617	0.602	72.94	15:35:50.080
6 -	59.586 (3)	0.571	72.98	15:36:49.666
7 -	1:00.768	1.753	71.56	15:37:50.434
8 -	59.807	0.792	72.71	15:38:50.241
9 -	1:00.112	1.097	72.34	15:39:50.353
10 -	59.387 (2)	0.372	73.22	15:40:49.740
11 -	59.015 (1)		73.68	15:41:48.755
12 -	1:01.267	2.252	70.97	15:42:50.022
13 -	1:02.169	3.154	69.94	15:43:52.191
14 -	1:00.668	1.653	71.67	15:44:52.859
15 -	1:00.059	1.044	72.40	15:45:52.918
16 -	59.749	0.734	72.78	15:46:52.667

P11 41 Robert TAYLOR				
LAP	LAP TIME	DIFF	MPH	TIME OF DAY
1 -	1:10.197	10.275	61.94	15:31:42.597
2 -	1:01.221	1.299	71.03	15:32:43.818
3 -	1:00.239 (3)	0.317	72.18	15:33:44.057
4 -	1:00.361	0.439	72.04	15:34:44.418
5 -	1:00.075 (2)	0.153	72.38	15:35:44.493
6 -	59.922 (1)		72.57	15:36:44.415
7 -	1:00.386	0.464	72.01	15:37:44.801
8 -	1:00.983	1.061	71.30	15:38:45.784
9 -	1:01.273	1.351	70.97	15:39:47.057
10 -	1:01.159	1.237	71.10	15:40:48.216
11 -	1:00.668	0.746	71.67	15:41:48.884
12 -	1:03.198	3.276	68.80	15:42:52.082
13 -	1:05.063	5.141	66.83	15:43:57.145
14 -	1:04.320	4.398	67.60	15:45:01.465
15 -	1:02.313	2.391	69.78	15:46:03.778
16 -	1:00.949	1.027	71.34	15:47:04.727

P12 27 Dominic RYAN				
LAP	LAP TIME	DIFF	MPH	TIME OF DAY
1 -	1:08.312	8.413	63.65	15:31:40.712
2 -	1:02.177	2.278	69.93	15:32:42.889
3 -	1:00.720	0.821	71.61	15:33:43.609
4 -	59.899 (1)		72.59	15:34:43.508
5 -	1:00.550	0.651	71.81	15:35:44.058
6 -	1:00.121 (2)	0.222	72.33	15:36:44.179
7 -	1:00.547 (3)	0.648	71.82	15:37:44.726
8 -	1:00.787	0.888	71.53	15:38:45.513
9 -	1:01.876	1.977	70.27	15:39:47.389
10 -	1:01.064	1.165	71.21	15:40:48.453
11 -	1:00.817	0.918	71.50	15:41:49.270
12 -	1:10.525	10.626	61.66	15:42:59.795
13 -	1:04.531	4.632	67.38	15:44:04.326
14 -	1:01.766	1.867	70.40	15:45:06.092
15 -	1:00.721	0.822	71.61	15:46:06.813
16 -	1:31.734	31.835	47.40	15:47:38.547

P13 50 Kieron LEHANE				
LAP	LAP TIME	DIFF	MPH	TIME OF DAY
1 -	1:13.512	10.192	59.15	15:31:45.912
2 -	1:06.026	2.706	65.86	15:32:51.938
3 -	1:06.005	2.685	65.88	15:33:57.943
4 -	1:04.722	1.402	67.18	15:35:02.665
5 -	1:04.881	1.561	67.02	15:36:07.546
6 -	1:04.752	1.432	67.15	15:37:12.298

Weather / Track : Bright / Dry

Brands Hatch Indy
Circuit Length = 1.2079 miles
Start: 15:30 Flag 15:46 End: 15:47

Cannon Motorsparses Tintops Championship

RACE 5 - LAP ANALYSIS

DIFF = Difference To Personal Best Lap

7 -	1:04.360	1.040	67.56	15:38:16.658
8 -	1:05.459	2.139	66.43	15:39:22.117
9 -	1:03.872 (3)	0.552	68.08	15:40:25.989
10 -	1:03.422 (2)	0.102	68.56	15:41:29.411
11 -	1:04.445	1.125	67.47	15:42:33.856
12 -	1:05.185	1.865	66.71	15:43:39.041
13 -	1:04.119	0.799	67.82	15:44:43.160
14 -	1:05.525	2.205	66.36	15:45:48.685
15 -	1:03.320 (1)		68.67	15:46:52.005

P14 21 Joshua DARTON

LAP	LAP TIME	DIFF	MPH	TIME OF DAY
1 -	1:15.947	11.274	57.25	15:31:48.347
2 -	1:06.523	1.850	65.36	15:32:54.870
3 -	1:05.503	0.830	66.38	15:34:00.373
4 -	1:11.910	7.237	60.47	15:35:12.283
5 -	1:07.056	2.383	64.85	15:36:19.339
6 -	1:07.709	3.036	64.22	15:37:27.048
7 -	1:04.673 (1)		67.23	15:38:31.721
8 -	1:05.191 (3)	0.518	66.70	15:39:36.912
9 -	1:20.098	15.425	54.29	15:40:57.010
10 -	1:05.122 (2)	0.449	66.77	15:42:02.132
11 -	1:08.902	4.229	63.11	15:43:11.034
12 -	1:07.514	2.841	64.41	15:44:18.548
13 -	1:05.817	1.144	66.07	15:45:24.365
14 -	1:07.039	2.366	64.86	15:46:31.404

P15 51 Lewis TURNER

LAP	LAP TIME	DIFF	MPH	TIME OF DAY
1 -	1:10.152	11.741	61.98	15:31:42.552
2 -	1:00.186	1.775	72.25	15:32:42.738
3 -	59.144	0.733	73.52	15:33:41.882
4 -	58.692	0.281	74.09	15:34:40.574
5 -	58.690	0.279	74.09	15:35:39.264
6 -	58.808	0.397	73.94	15:36:38.072
7 -	58.411 (1)		74.44	15:37:36.483
8 -	58.541 (2)	0.130	74.28	15:38:35.024
9 -	59.674	1.263	72.87	15:39:34.698
10 -	59.069	0.658	73.61	15:40:33.767
11 -	58.649 (3)	0.238	74.14	15:41:32.416
12 -	1:01.304	2.893	70.93	15:42:33.720
13 -	1:00.125	1.714	72.32	15:43:33.845
14 -	1:01.107	2.696	71.16	15:44:34.952
15 -	1:00.478	2.067	71.90	15:45:35.430

P16 33 Chris BASSETT

LAP	LAP TIME	DIFF	MPH	TIME OF DAY
1 -	1:04.661	7.882	67.25	15:31:37.061
2 -	57.841	1.062	75.18	15:32:34.902
3 -	57.584	0.805	75.51	15:33:32.486
4 -	58.935	2.156	73.78	15:34:31.421
5 -	56.965 (2)	0.186	76.33	15:35:28.386
6 -	57.114	0.335	76.13	15:36:25.500
7 -	57.228	0.449	75.98	15:37:22.728
8 -	57.427	0.648	75.72	15:38:20.155
9 -	58.591	1.812	74.21	15:39:18.746
10 -	57.085	0.306	76.17	15:40:15.831
11 -	56.981 (3)	0.202	76.31	15:41:12.812
12 -	56.779 (1)		76.58	15:42:09.591

DIFF = Difference To Personal Best Lap

P17 4 Len COLLEY				
LAP	LAP TIME	DIFF	MPH	TIME OF DAY
1 -	1:05.769	8.955	66.11	15:31:38.169
2 -	58.150	1.336	74.78	15:32:36.319
3 -	57.808	0.994	75.22	15:33:34.127
4 -	57.933	1.119	75.06	15:34:32.060
5 -	57.513	0.699	75.61	15:35:29.573
6 -	56.824 (2)	0.010	76.52	15:36:26.397
7 -	57.417	0.603	75.73	15:37:23.814
8 -	57.316	0.502	75.87	15:38:21.130
9 -	58.068	1.254	74.88	15:39:19.198
10 -	56.947 (3)	0.133	76.36	15:40:16.145
11 -	56.814 (1)		76.54	15:41:12.959

P18 12 Chris BROWN

LAP	LAP TIME	DIFF	MPH	TIME OF DAY
1 -	1:14.831	11.571	58.11	15:31:47.231
2 -	1:06.907	3.647	64.99	15:32:54.138
3 -	1:05.966	2.706	65.92	15:34:00.104
4 -	1:05.535	2.275	66.35	15:35:05.639
5 -	1:04.542 (3)	1.282	67.37	15:36:10.181
6 -	1:04.658	1.398	67.25	15:37:14.839
7 -	1:04.621	1.361	67.29	15:38:19.460
8 -	1:04.748	1.488	67.16	15:39:24.208
9 -	1:03.578 (2)	0.318	68.39	15:40:27.786
10 -	1:03.260 (1)		68.74	15:41:31.046
11 -	1:06.093	2.833	65.79	15:42:37.139

Weather / Track : Bright / Dry

Results can be found at www.tsl-timing.com

Page 3 of 3

Brands Hatch Indy
Circuit Length = 1.2079 miles
Start: 15:30 Flag 15:46 End: 15:47

Printed - 15:50 Saturday, 12 April 2014

Cannon Motorsparses Tintops Championship

RACE 5 - POSITION CHART

No	Name	Lap																	
		Pos	1	2	3	4	5	6	7	8	9	10	11	12	13	14	15	16	17
69	DAVIES	1	72	72	72	72	72	72	69	69	69	69	69	69	69	69	69	69	69
72	BRIDGER	2	69	69	69	69	69	69	72	72	72	72	72	72	72	72	72	72	72
55	WHITEMAN	3	55	55	55	55	55	55	55	55	55	55	55	55	55	55	55	55	55
78	TURNER	4	61	61	61	61	61	61	73	73	73	73	73	73	73	73	73	73	5
73	SEARLES	5	33	33	33	73	73	73	61	61	61	61	61	5	5	5	5	5	73
33	BASSETT	6	73	73	73	5	5	5	5	5	5	5	5	61	61	61	61	78	78
5	HOPE	7	4	5	5	33	33	33	33	33	33	33	33	33	78	78	78	61	61
61	PELLIN	8	5	4	4	78	4	4	78	4	4	4	4	78	51	51	51	80	
4	COLLEY	9	78	78	78	4	78	78	4	78	78	78	78	51	80	80	80	15	
77	OSBORNE	10	15	15	51	51	51	51	51	51	51	51	51	80	15	15	15	77	
80	GARDINER	11	80	80	15	15	80	80	80	80	80	80	80	15	77	77	77	41	
15	WHEELER	12	27	51	80	80	15	15	15	15	15	15	15	77	41	41	41	27	
27	RYAN	13	51	27	27	27	27	27	27	27	41	41	77	41	27	27	27		
41	TAYLOR	14	41	41	41	41	41	41	41	41	27	27	41	27	50	50	50		
50	LEHANE	15	50	77	77	77	77	77	77	77	77	77	27	50	21	21			
21	DARTON	16	12	50	50	50	50	50	50	50	50	50	50	21					
12	BROWN	17	21	12	12	12	12	12	12	12	12	12	12						
51	TURNER	18	77	21	21	21	21	21	21	21	21	21	21						

Weather / Track : Bright / Dry

Results can be found at www.tsl-timing.com

Brands Hatch Indy
 Circuit Length = 1.2079 miles
 Start: 15:30 Flag 15:46 End: 15:47


Printed - 15:50 Saturday, 12 April 2014

QMN Saloon Championship & Cannon Motorspares Tintops T2, T3 & TP

RACE 11 - GRID

ROW 15	29	77 Peter OSBORNE	30	33 Chris BASSETT
ROW 14	27	61 Cliff PELLIN	28	15 Vince WHEELER
ROW 13	25	73 Terry SEARLES	26	78 Russell TURNER
ROW 12	23	55 Chris WHITEMAN	24	5 Vic HOPE
ROW 11	21	93 Gary COLE	22	69 Barnaby DAVIES
ROW 10	19	74 Sean FAIRWEATHER	20	19 Peter WINSTONE
ROW 9	17	14 Matthew TURNER	18	45 Martyn SCOTT
ROW 8	15	66 Perry WINCH	16	34 Stephen DANN
ROW 7	13	62 Alan PHILLIPS	14	7 Glen ROSSITER
ROW 6	11	87 Graham RICHARDSON	12	26 Bill RICHARDS
ROW 5	9	54 Andy BANHAM	10	36 Paul EVE
ROW 4	7	2 Jamie LIPTROTT	8	57 Tony PAXMAN
ROW 3	5	30 Ian BUTLER	6	70 Jeremy FRANCIS
ROW 2	3	83 Dale GENT	4	98 David CHARLTON
ROW 1	1	44 Rod BIRLEY	2	52 Rick MAY

Pole




Brands Hatch Indy
Circuit Length = 1.2079 miles

These results are provisional until the conclusion of any judicial and technical matters.

Clerk Of Course :		Timekeeper :	
-------------------	--	--------------	--

QMN Saloon Championship & Cannon Motorsparses Tintops T1, & T4

RACE 19 - GRID

ROW 15	29	12	Chris BROWN			
ROW 14	27	51	Lewis TURNER	28	4	Len COLLEY
ROW 13	25	50	Kieron LEHANE	26	21	Joshua DARTON
ROW 12	23	41	Robert TAYLOR	24	27	Dominic RYAN
ROW 11	21	72	Tom BRIDGER	22	80	Neal GARDINER
ROW 10	19	2	Jamie LIPTROTT	20	7	Glen ROSSITER
ROW 9	17	93	Gary COLE	18	54	Andy BANHAM
ROW 8	15	74	Sean FAIRWEATHER	16	66	Perry WINCH
ROW 7	13	45	Martyn SCOTT	14	14	Matthew TURNER
ROW 6	11	98	David CHARLTON	12	87	Graham RICHARDSON
ROW 5	9	62	Alan PHILLIPS	10	34	Stephen DANN
ROW 4	7	26	Bill RICHARDS	8	57	Tony PAXMAN
ROW 3	5	30	Ian BUTLER	6	70	Jeremy FRANCIS
ROW 2	3	52	Rick MAY	4	36	Paul EVE
ROW 1	1	44	Rod BIRLEY	2	83	Dale GENT
Pole						
						

Brands Hatch Indy
Circuit Length = 1.2079 miles

These results are provisional until the conclusion of any judicial and technical matters.

Clerk Of Course :		Timekeeper :	
-------------------	--	--------------	--

QMN Saloon Championship & Cannon Motorsparses Tintops T2, T3 & TP

RACE 11 - CLASSIFICATION

POS	NO	CL	PIC NAME	ENTRY	LAPS	TIME	GAP	DIFF	MPH	BEST	ON
1	44	A	1 Rod BIRLEY	Ford Escort WRC	16	15:52.053			73.08	51.284	6
2	83	A	2 Dale GENT	Subaru Impreza	16	15:55.910	3.857	3.857	72.78	51.188	11
3	52	A	3 Rick MAY	Ford Escort	16	16:08.839	16.786	12.929	71.81	51.914	11
4	36	A	4 Paul EVE	Ford Sierra Sapphire	16	16:28.231	36.178	19.392	70.40	53.622	16
5	30	B	1 Ian BUTLER	Ford Focus RS	16	16:29.433	37.380	1.202	70.32	54.066	8
6	70	E	1 Jeremy FRANCIS	Vauxhall nova	16	16:45.632	53.579	16.199	69.18	54.356	12
7	26	D	1 Bill RICHARDS	Rover Mini Clubman	15	15:54.127	1 Lap	1 Lap	68.36	55.261	8
8	57	D	2 Tony PAXMAN	Ford Escort	15	15:54.815	1 Lap	0.688	68.31	55.451	9
9	62	B	2 Alan PHILLIPS	Ford Sierra Sapphire	15	15:58.883	1 Lap	4.068	68.02	55.789	10
10	34	B	3 Stephen DANN	Volkswagen Golf	15	15:59.212	1 Lap	0.329	68.00	55.680	13
11	98	C	1 David CHARLTON	Seat Leon	15	16:00.530	1 Lap	1.318	67.90	54.334	10
12	87	E	2 Graham RICHARDSON	Vauxhall Nova	15	16:01.550	1 Lap	1.020	67.83	53.836	7
13	69	T2	1 Barnaby DAVIES	Toyota Starlet GT	15	16:10.749	1 Lap	9.199	67.19	56.025	10
14	5	T3	1 Vic HOPE	Honda Civic Type R	15	16:13.489	1 Lap	2.740	67.00	56.527	14
15	45	B	4 Martyn SCOTT	BMW E30	15	16:15.833	1 Lap	2.344	66.84	56.558	12
16	14	C	2 Matthew TURNER	BMW E36 M3	15	16:16.871	1 Lap	1.038	66.77	55.718	14
17	73	T3	2 Terry SEARLES	MG ZR190	15	16:24.365	1 Lap	7.494	66.26	57.392	13
18	33	T3	3 Chris BASSETT	Peugeot 205 GTi	15	16:24.873	1 Lap	0.508	66.23	56.980	13
19	74	C	3 Sean FAIRWEATHER	Ford Sierra RS Cosworth	15	16:24.944	1 Lap	0.071	66.22	56.799	14
20	66	D	3 Perry WINCH	Renault Clio	15	16:25.870	1 Lap	0.926	66.16	55.594	15
21	61	T3	4 Cliff PELLIN	Ford Fiesta	15	16:26.069	1 Lap	0.199	66.15	57.326	12
22	77	TP	1 Peter OSBORNE	Renault Clio	14	16:01.677	2 Laps	1 Lap	63.30	59.804	11
23	93	E	3 Gary COLE	Citroen BX 16v	14	16:40.666	2 Laps	38.989	60.83	1:01.187	6

NOT CLASSIFIED

DNF	54	A	Andy BANHAM	Subaru Impreza	14	15:03.444	2 Laps		67.38	55.490	8
DNF	78	T3	Russell TURNER	Ford Escort	13	14:26.321	3 Laps	1 Lap	65.25	57.189	8
NC	15	T3	Vince WHEELER	Renault Clio	11	16:04.034	5 Laps	2 Laps	49.61	1:00.756	8
DNF	55	T3	Chris WHITEMAN	Honda Civic	7	8:40.608	9 Laps	4 Laps	58.47	57.342	6
DNF	2	C	Jamie LIPTROTT	BMW E36 M3	6	7:22.057	10 Laps	1 Lap	59.02	54.256	5
DNF	7	D	Glen ROSSITER	Renault Clio	0						

FASTEST LAP

83	A	Dale GENT	Subaru Impreza	11	51.188	84.95 mph	136.71 kph
87	E	Graham RICHARDSON	Vauxhall Nova	7	53.836	80.77 mph	129.99 kph
30	B	Ian BUTLER	Ford Focus RS	8	54.066	80.43 mph	129.44 kph
2	C	Jamie LIPTROTT	BMW E36 M3	5	54.256	80.14 mph	128.98 kph
26	D	Bill RICHARDS	Rover Mini Clubman	8	55.261	78.69 mph	126.64 kph
69	T2	Barnaby DAVIES	Toyota Starlet GT	10	56.025	77.61 mph	124.91 kph
5	T3	Vic HOPE	Honda Civic Type R	14	56.527	76.92 mph	123.80 kph
77	TP	Peter OSBORNE	Renault Clio	11	59.804	72.71 mph	117.02 kph

Weather / Track : Bright / Dry

These results are provisional until the conclusion of any judicial and technical matters.

Brands Hatch Indy

Circuit Length = 1.2079 miles

Start: 10:57 Flag 11:12 End: 11:14

Clerk Of Course :	Timekeeper :
-------------------	--------------

QMN Saloon Championship & Cannon Motorspares Tintops T2, T3 & TP

RACE 11 - LAP CHART

LAP 1			LAP 2			LAP 3			LAP 4			LAP 5		
NO	BEHIND	LAP TIME	NO	BEHIND	LAP TIME	NO	BEHIND	LAP TIME	NO	BEHIND	LAP TIME	NO	BEHIND	LAP TIME
52		58.329	52		1:49.817	52		1:48.139	52		54.383	52		52.574
44	0.241	58.570	44	1.167	1:50.743	44	0.750	1:47.722	44	0.215	53.848	44	0.423	52.782
83	0.422	58.751	83	2.096	1:51.491	83	1.094	1:47.137	83	0.299	53.588	83	0.500	52.775
2	1.765	1:00.094	2	3.455	1:51.507	2	1.571	1:46.255	2	2.576	55.388	2	4.258	54.256
57	2.784	1:01.113	57	4.350	1:51.383	57	1.924	1:45.713	30	4.363	56.663	30	6.101	54.312
30	3.453	1:01.782	30	5.045	1:51.409	30	2.083	1:45.177	36	5.158	57.122	36	7.443	54.859
36	3.988	1:02.317	36	6.101	1:51.930	36	2.419	1:44.457	57	6.268	58.727	57	9.837	56.143
70	4.850	1:03.179	70	7.117	1:52.084	70	2.958	1:43.980	70	6.481	57.906	70	10.057	56.150
54	6.934	1:05.263	54	8.125	1:51.008	54	3.438	1:43.452	26	7.213	57.501	26	10.832	56.193
87	7.236	1:05.565	87	9.467	1:52.048	87	3.927	1:42.599	54	7.831	58.776	54	11.035	55.778
26	7.606	1:05.935	26	10.123	1:52.334	26	4.095	1:42.111	62	8.599	58.649	62	12.496	56.471
62	8.421	1:06.750	62	11.039	1:52.435	62	4.333	1:41.433	87	9.222	59.678	69	13.357	56.565
34	9.022	1:07.351	34	13.458	1:54.253	34	4.498	1:39.179	69	9.366	58.790	87	13.861	57.213
69	9.315	1:07.644	69	14.376	1:54.878	69	4.959	1:38.722	34	9.576	59.461	34	14.044	57.042
45	10.022	1:08.351	45	14.968	1:54.763	45	5.928	1:39.099	5	11.674	59.847	5	16.074	56.974
5	11.951	1:10.280	14	16.272	1:53.417	14	6.090	1:37.957	45	12.420	1:00.875	45	17.856	58.010
14	12.672	1:11.001	5	17.030	1:54.896	5	6.210	1:37.319	73	13.118	1:01.059	14	18.224	57.641
73	13.176	1:11.505	73	17.992	1:54.633	73	6.442	1:36.589	14	13.157	1:01.450	73	20.276	59.732
78	14.130	1:12.459	78	19.097	1:54.784	78	7.148	1:36.190	78	13.390	1:00.625	98	20.410	57.427
93	14.627	1:12.956	74	19.915	1:54.972	74	7.603	1:35.827	74	13.773	1:00.553	78	20.609	59.793
74	14.760	1:13.089	93	20.871	1:56.061	93	9.344	1:36.612	33	14.437	59.000	74	21.639	1:00.440
33	15.262	1:13.591	33	21.886	1:56.441	33	9.820	1:36.073	55	14.623	58.286	55	21.931	59.882
61	15.487	1:13.816	61	23.013	1:57.343	61	9.983	1:35.109	98	15.557	58.820	33	22.001	1:00.138
15	16.355	1:14.684	15	23.820	1:57.282	15	10.591	1:34.910	61	15.688	1:00.088	61	22.909	59.795
55	16.784	1:15.113	55	24.205	1:57.238	55	10.720	1:34.654	93	17.694	1:02.733	93	26.906	1:01.786
77	17.544	1:15.873	77	25.189	1:57.462	98	11.120	1:33.457	15	17.839	1:01.631	15	27.102	1:01.837
98	19.820	1:18.149	98	25.802	1:55.799	77	11.698	1:34.648	77	18.447	1:01.132	66	27.536	1:00.909
66	21.117	1:19.446	66	26.236	1:54.936	66	12.485	1:34.388	66	19.201	1:01.099	77	27.757	1:01.884

Weather / Track : Bright / Dry

Brands Hatch Indy
 Circuit Length = 1.2079 miles
 Start: 10:57 Flag 11:12 End: 11:14

QMN Saloon Championship & Cannon Motorsparses Tintops T2, T3 & TP

RACE 11 - LAP CHART

LAP 6			LAP 7			LAP 8			LAP 9			LAP 10		
NO	BEHIND	LAP TIME	NO	BEHIND	LAP TIME	NO	BEHIND	LAP TIME	NO	BEHIND	LAP TIME	NO	BEHIND	LAP TIME
44		51.284	44		51.510	44		51.428	44		51.877	44		51.413
83	0.949	52.156	83	1.063	51.624	83	1.175	51.540	83	1.000	51.702	83	0.905	51.318
52	1.036	52.743	52	2.468	52.942	52	3.261	52.221	66	1 Lap	1:00.622	52	4.952	52.138
2	7.108	54.557	30	12.540	54.537	30	15.178	54.066	52	4.227	52.843	66	1 Lap	57.270
30	9.513	55.119	36	13.046	54.651	36	15.511	53.893	15	1 Lap	1:00.756	77	1 Lap	1:00.694
36	9.905	54.169	70	17.722	54.772	70	21.412	55.118	77	1 Lap	1:03.664	30	20.686	54.277
70	14.460	56.110	57	20.895	56.916	57	25.186	55.719	93	1 Lap	1:07.999	36	20.952	54.363
57	15.489	57.359	26	21.677	57.546	26	25.510	55.261	30	17.822	54.521	93	1 Lap	1:06.779
26	15.641	56.516	54	21.741	57.433	54	25.803	55.490	36	18.002	54.368	70	28.492	54.860
54	15.818	56.490	87	22.172	53.836	62	27.488	56.393	70	25.045	55.510	57	33.690	56.343
62	17.141	56.352	62	22.523	56.892	69	27.973	56.269	57	28.760	55.451	26	34.061	56.481
69	17.916	56.266	69	23.132	56.726	34	28.147	56.324	26	28.993	55.360	54	34.452	56.268
34	18.488	56.151	34	23.251	56.273	87	29.104	58.360	54	29.597	55.671	62	36.274	55.789
87	19.846	57.692	5	29.139	58.558	98	34.345	56.256	62	31.898	56.287	69	37.190	56.025
5	22.091	57.724	98	29.517	56.485	5	35.954	58.243	69	32.578	56.482	34	37.308	55.757
45	24.097	57.948	45	30.858	58.271	45	37.448	58.018	34	32.964	56.694	87	38.021	56.274
14	24.515	57.998	14	31.214	58.209	14	37.894	58.108	87	33.160	55.933	98	40.413	54.334
98	24.542	55.839	78	32.532	57.351	78	38.293	57.189	98	37.492	55.024	5	48.413	58.326
78	26.691	57.789	55	34.149	58.093	73	42.010	58.643	5	41.500	57.423	45	48.839	56.896
55	27.566	57.342	73	34.795	58.426	33	42.326	58.120	45	43.356	57.785	14	49.410	56.271
73	27.879	59.310	33	35.634	57.967	61	43.012	58.084	14	44.552	58.535	78	50.660	57.268
33	29.177	58.883	61	36.356	58.035	74	43.276	58.080	78	44.805	58.389			
61	29.831	58.629	74	36.624	58.185				73	47.884	57.751			
74	29.949	1:00.017	66	44.424	59.290				33	48.141	57.692			
93	36.386	1:01.187	15	47.366	1:02.176				61	48.774	57.639			
66	36.644	1:00.815	77	47.496	1:01.515				74	49.680	58.281			
15	36.700	1:01.305	93	47.736	1:02.860									
77	37.491	1:01.441												

Weather / Track : Bright / Dry

QMN Saloon Championship & Cannon Motorsparses Tintops T2, T3 & TP

RACE 11 - LAP CHART

LAP 11			LAP 12			LAP 13			LAP 14			LAP 15		
NO	BEHIND	LAP TIME	NO	BEHIND	LAP TIME	NO	BEHIND	LAP TIME	NO	BEHIND	LAP TIME	NO	BEHIND	LAP TIME
44		51.652	44		51.398	44		51.311	44		51.983	44		51.956
83	0.441	51.188	83	1.515	52.472	83	2.110	51.906	98	1 Lap	56.753	77	2 Laps	1:01.123
73	1 Lap	58.579	5	1 Lap	56.998	93	2 Laps	1:05.892	69	1 Lap	57.195	15	5 Laps	1:02.603
33	1 Lap	58.574	45	1 Lap	57.724	5	1 Lap	56.706	87	1 Lap	57.889	62	1 Lap	56.250
61	1 Lap	58.621	14	1 Lap	57.822	52	8.690	53.086	83	1.814	51.687	34	1 Lap	56.429
52	5.214	51.914	78	1 Lap	58.618	45	1 Lap	56.558	52	9.570	52.863	83	3.151	53.293
74	1 Lap	58.661	52	6.915	53.099	14	1 Lap	56.327	5	1 Lap	56.600	54	1 Lap	58.521
66	1 Lap	56.616	33	1 Lap	57.439	78	1 Lap	58.033	45	1 Lap	57.065	98	1 Lap	56.621
30	23.450	54.416	73	1 Lap	57.900	73	1 Lap	57.422	14	1 Lap	58.638	87	1 Lap	56.506
36	23.602	54.302	61	1 Lap	57.742	33	1 Lap	57.817	78	1 Lap	57.833	69	1 Lap	1:01.499
77	1 Lap	1:00.836	74	1 Lap	57.504	61	1 Lap	57.326	93	2 Laps	1:07.021	52	10.973	53.359
70	32.139	55.299	66	1 Lap	56.385	74	1 Lap	58.632	33	1 Lap	56.980	5	1 Lap	56.527
26	39.158	56.749	30	26.683	54.631	66	1 Lap	56.283	73	1 Lap	57.392	45	1 Lap	56.691
57	39.280	57.242	36	26.990	54.786	30	29.863	54.491	61	1 Lap	57.361	14	1 Lap	55.718
54	40.245	57.445	77	1 Lap	59.804	36	30.023	54.344	74	1 Lap	56.834	73	1 Lap	57.952
62	41.073	56.451	70	35.097	54.356	70	40.038	56.252	66	1 Lap	56.281	33	1 Lap	58.755
69	41.673	56.135	26	43.119	55.359	77	1 Lap	1:00.468	30	32.584	54.704	61	1 Lap	57.957
34	41.805	56.149	57	43.583	55.701	15	4 Laps	4:04.886 P	36	33.085	55.045	74	1 Lap	56.799
87	42.124	55.755	54	44.435	55.588	26	47.159	55.351	70	44.019	55.964	66	1 Lap	55.936
93	1 Lap	1:06.115	62	45.553	55.878	57	47.828	55.556	26	50.606	55.430	93	2 Laps	1:06.503
98	43.097	54.336	34	46.221	55.814	54	49.385	56.261	57	51.378	55.533	36	35.132	54.003
			69	46.707	56.432	62	50.459	56.217				30	35.835	55.207
			87	46.851	56.125	34	50.590	55.680				70	47.546	55.483
			98	47.015	55.316									

**QMN Saloon Championship & Cannon Motorsparses Tintops T2, T3 & TP
RACE 11 - LAP CHART**

LAP 16		
NO	BEHIND	LAP TIME
44		52.576
26	1 Lap	56.000
57	1 Lap	55.916
83	3.857	53.282
62	1 Lap	56.636
34	1 Lap	56.655
98	1 Lap	55.914
87	1 Lap	56.077
77	2 Laps	1:01.133
15	5 Laps	1:01.964
52	16.786	58.389
69	1 Lap	1:01.121
5	1 Lap	57.068
45	1 Lap	57.779
14	1 Lap	57.779
73	1 Lap	57.472
33	1 Lap	57.403
74	1 Lap	57.070
66	1 Lap	55.594
61	1 Lap	58.524
36	36.178	53.622
30	37.380	54.121
93	2 Laps	1:06.162
70	53.579	58.609

Weather / Track : Bright / Dry

Results can be found at www.tsl-timing.com

Page 4 of 4

Brands Hatch Indy
Circuit Length = 1.2079 miles
Start: 10:57 Flag 11:12 End: 11:14

Printed - 11:17 Sunday, 13 April 2014

QMN Saloon Championship & Cannon Motorsparses Tintops T2, T3 & TP

RACE 11 - LAP ANALYSIS

DIFF = Difference To Personal Best Lap

P1 44 Rod BIRLEY				
LAP	LAP TIME	DIFF	MPH	TIME OF DAY
1 -	58.570	7.286	74.24	10:58:03.387
2 -	1:50.743	59.459	39.26	10:59:54.130
3 -	1:47.722	56.438	40.36	11:01:41.852
4 -	53.848	2.564	80.75	11:02:35.700
5 -	52.782	1.498	82.38	11:03:28.482
6 -	51.284 (1)		84.79	11:04:19.766
7 -	51.510	0.226	84.42	11:05:11.276
8 -	51.428	0.144	84.55	11:06:02.704
9 -	51.877	0.593	83.82	11:06:54.581
10 -	51.413	0.129	84.58	11:07:45.994
11 -	51.652	0.368	84.19	11:08:37.646
12 -	51.398 (3)	0.114	84.60	11:09:29.044
13 -	51.311 (2)	0.027	84.74	11:10:20.355
14 -	51.983	0.699	83.65	11:11:12.338
15 -	51.956	0.672	83.69	11:12:04.294
16 -	52.576	1.292	82.71	11:12:56.870

P2 83 Dale GENT				
LAP	LAP TIME	DIFF	MPH	TIME OF DAY
1 -	58.751	7.563	74.01	10:58:03.568
2 -	1:51.491	1:00.303	39.00	10:59:55.059
3 -	1:47.137	55.949	40.58	11:01:42.196
4 -	53.588	2.400	81.14	11:02:35.784
5 -	52.775	1.587	82.39	11:03:28.559
6 -	52.156	0.968	83.37	11:04:20.715
7 -	51.624	0.436	84.23	11:05:12.339
8 -	51.540 (3)	0.352	84.37	11:06:03.879
9 -	51.702	0.514	84.10	11:06:55.581
10 -	51.318 (2)	0.130	84.73	11:07:46.899
11 -	51.188 (1)		84.95	11:08:38.087
12 -	52.472	1.284	82.87	11:09:30.559
13 -	51.906	0.718	83.77	11:10:22.465
14 -	51.687	0.499	84.13	11:11:14.152
15 -	53.293	2.105	81.59	11:12:07.445
16 -	53.282	2.094	81.61	11:13:00.727

P3 52 Rick MAY				
LAP	LAP TIME	DIFF	MPH	TIME OF DAY
1 -	58.329	6.415	74.55	10:58:03.146
2 -	1:49.817	57.903	39.59	10:59:52.963
3 -	1:48.139	56.225	40.21	11:01:41.102
4 -	54.383	2.469	79.96	11:02:35.485
5 -	52.574	0.660	82.71	11:03:28.059
6 -	52.743	0.829	82.44	11:04:20.802
7 -	52.942	1.028	82.13	11:05:13.744
8 -	52.221 (3)	0.307	83.27	11:06:05.965
9 -	52.843	0.929	82.29	11:06:58.808
10 -	52.138 (2)	0.224	83.40	11:07:50.946
11 -	51.914 (1)		83.76	11:08:42.860
12 -	53.099	1.185	81.89	11:09:35.959
13 -	53.086	1.172	81.91	11:10:29.045
14 -	52.863	0.949	82.26	11:11:21.908
15 -	53.359	1.445	81.49	11:12:15.267
16 -	58.389	6.475	74.47	11:13:13.656

P4 36 Paul EVE				
LAP	LAP TIME	DIFF	MPH	TIME OF DAY
1 -	1:02.317	8.695	69.78	10:58:07.134
2 -	1:51.930	58.308	38.85	10:59:59.064

DIFF = Difference To Personal Best Lap

3 -	1:44.457	50.835	41.63	11:01:43.521
4 -	57.122	3.500	76.12	11:02:40.643
5 -	54.859	1.237	79.26	11:03:35.502
6 -	54.169	0.547	80.27	11:04:29.671
7 -	54.651	1.029	79.57	11:05:24.322
8 -	53.893 (2)	0.271	80.68	11:06:18.215
9 -	54.368	0.746	79.98	11:07:12.583
10 -	54.363	0.741	79.99	11:08:06.946
11 -	54.302	0.680	80.08	11:09:01.248
12 -	54.786	1.164	79.37	11:09:56.034
13 -	54.344	0.722	80.01	11:10:50.378
14 -	55.045	1.423	79.00	11:11:45.423
15 -	54.003 (3)	0.381	80.52	11:12:39.426
16 -	53.622 (1)		81.09	11:13:33.048

P5 30 Ian BUTLER				
LAP	LAP TIME	DIFF	MPH	TIME OF DAY
1 -	1:01.782	7.716	70.38	10:58:06.599
2 -	1:51.409	57.343	39.03	10:59:58.008
3 -	1:45.177	51.111	41.34	11:01:43.185
4 -	56.663	2.597	76.74	11:02:39.848
5 -	54.312	0.246	80.06	11:03:34.160
6 -	55.119	1.053	78.89	11:04:29.279
7 -	54.537	0.471	79.73	11:05:23.816
8 -	54.066 (1)		80.43	11:06:17.882
9 -	54.521	0.455	79.76	11:07:12.403
10 -	54.277 (3)	0.211	80.11	11:08:06.680
11 -	54.416	0.350	79.91	11:09:01.096
12 -	54.631	0.565	79.59	11:09:55.727
13 -	54.491	0.425	79.80	11:10:50.218
14 -	54.704	0.638	79.49	11:11:44.922
15 -	55.207	1.141	78.76	11:12:40.129
16 -	54.121 (2)	0.055	80.34	11:13:34.250

P6 70 Jeremy FRANCIS				
LAP	LAP TIME	DIFF	MPH	TIME OF DAY
1 -	1:03.179	8.823	68.82	10:58:07.996
2 -	1:52.084	57.728	38.79	11:00:00.080
3 -	1:43.980	49.624	41.82	11:01:44.060
4 -	57.906	3.550	75.09	11:02:41.966
5 -	56.150	1.794	77.44	11:03:38.116
6 -	56.110	1.754	77.50	11:04:34.226
7 -	54.772 (2)	0.416	79.39	11:05:28.998
8 -	55.118	0.762	78.89	11:06:24.116
9 -	55.510	1.154	78.33	11:07:19.626
10 -	54.860 (3)	0.504	79.26	11:08:14.486
11 -	55.299	0.943	78.63	11:09:09.785
12 -	54.356 (1)		80.00	11:10:04.141
13 -	56.252	1.896	77.30	11:11:00.393
14 -	55.964	1.608	77.70	11:11:56.357
15 -	55.483	1.127	78.37	11:12:51.840
16 -	58.609	4.253	74.19	11:13:50.449

P7 26 Bill RICHARDS				
LAP	LAP TIME	DIFF	MPH	TIME OF DAY
1 -	1:05.935	10.674	65.95	10:58:10.752
2 -	1:52.334	57.073	38.71	11:00:03.086
3 -	1:42.111	46.850	42.58	11:01:45.197
4 -	57.501	2.240	75.62	11:02:42.698
5 -	56.193	0.932	77.38	11:03:38.891
6 -	56.516	1.255	76.94	11:04:35.407
7 -	57.546	2.285	75.56	11:05:32.953

Weather / Track : Bright / Dry

Brands Hatch Indy
Circuit Length = 1.2079 miles
Start: 10:57 Flag 11:12 End: 11:14

QMN Saloon Championship & Cannon Motorsparses Tintops T2, T3 & TP

RACE 11 - LAP ANALYSIS

DIFF = Difference To Personal Best Lap

8 -	55.261 (1)		78.69	11:06:28.214
9 -	55.360	0.099	78.55	11:07:23.574
10 -	56.481	1.220	76.99	11:08:20.055
11 -	56.749	1.488	76.62	11:09:16.804
12 -	55.359 (3)	0.098	78.55	11:10:12.163
13 -	55.351 (2)	0.090	78.56	11:11:07.514
14 -	55.430	0.169	78.45	11:12:02.944
15 -	56.000	0.739	77.65	11:12:58.944

P8 57 Tony PAXMAN

LAP	LAP TIME	DIFF	MPH	TIME OF DAY
1 -	1:01.113	5.662	71.15	10:58:05.930
2 -	1:51.383	55.932	39.04	10:59:57.313
3 -	1:45.713	50.262	41.13	11:01:43.026
4 -	58.727	3.276	74.04	11:02:41.753
5 -	56.143	0.692	77.45	11:03:37.896
6 -	57.359	1.908	75.81	11:04:35.255
7 -	56.916	1.465	76.40	11:05:32.171
8 -	55.719	0.268	78.04	11:06:27.890
9 -	55.451 (1)		78.42	11:07:23.341
10 -	56.343	0.892	77.18	11:08:19.684
11 -	57.242	1.791	75.96	11:09:16.926
12 -	55.701	0.250	78.07	11:10:12.627
13 -	55.556 (3)	0.105	78.27	11:11:08.183
14 -	55.533 (2)	0.082	78.30	11:12:03.716
15 -	55.916	0.465	77.77	11:12:59.632

P9 62 Alan PHILLIPS

LAP	LAP TIME	DIFF	MPH	TIME OF DAY
1 -	1:06.750	10.961	65.14	10:58:11.567
2 -	1:52.435	56.646	38.67	11:00:04.002
3 -	1:41.433	45.644	42.87	11:01:45.435
4 -	58.649	2.860	74.14	11:02:44.084
5 -	56.471	0.682	77.00	11:03:40.555
6 -	56.352	0.563	77.16	11:04:36.907
7 -	56.892	1.103	76.43	11:05:33.799
8 -	56.393	0.604	77.11	11:06:30.192
9 -	56.287	0.498	77.25	11:07:26.479
10 -	55.789 (1)		77.94	11:08:22.268
11 -	56.451	0.662	77.03	11:09:18.719
12 -	55.878 (2)	0.089	77.82	11:10:14.597
13 -	56.217 (3)	0.428	77.35	11:11:10.814
14 -	56.250	0.461	77.30	11:12:07.064
15 -	56.636	0.847	76.78	11:13:03.700

P10 34 Stephen DANN

LAP	LAP TIME	DIFF	MPH	TIME OF DAY
1 -	1:07.351	11.671	64.56	10:58:12.168
2 -	1:54.253	58.573	38.06	11:00:06.421
3 -	1:39.179	43.499	43.84	11:01:45.600
4 -	59.461	3.781	73.13	11:02:45.061
5 -	57.042	1.362	76.23	11:03:42.103
6 -	56.151	0.471	77.44	11:04:38.254
7 -	56.273	0.593	77.27	11:05:34.527
8 -	56.324	0.644	77.20	11:06:30.851
9 -	56.694	1.014	76.70	11:07:27.545
10 -	55.757 (2)	0.077	77.99	11:08:23.302
11 -	56.149	0.469	77.44	11:09:19.451
12 -	55.814 (3)	0.134	77.91	11:10:15.265
13 -	55.680 (1)		78.09	11:11:10.945
14 -	56.429	0.749	77.06	11:12:07.374
15 -	56.655	0.975	76.75	11:13:04.029

DIFF = Difference To Personal Best Lap

P11 98 David CHARLTON				
LAP	LAP TIME	DIFF	MPH	TIME OF DAY
1 -	1:18.149	23.815	55.64	10:58:22.966
2 -	1:55.799	1:01.465	37.55	11:00:18.765
3 -	1:33.457	39.123	46.53	11:01:52.222
4 -	58.820	4.486	73.93	11:02:51.042
5 -	57.427	3.093	75.72	11:03:48.469
6 -	55.839	1.505	77.87	11:04:44.308
7 -	56.485	2.151	76.98	11:05:40.793
8 -	56.256	1.922	77.30	11:06:37.049
9 -	55.024 (3)	0.690	79.03	11:07:32.073
10 -	54.334 (1)		80.03	11:08:26.407
11 -	54.336 (2)	0.002	80.03	11:09:20.743
12 -	55.316	0.982	78.61	11:10:16.059
13 -	56.753	2.419	76.62	11:11:12.812
14 -	56.621	2.287	76.80	11:12:09.433
15 -	55.914	1.580	77.77	11:13:05.347

P12 87 Graham RICHARDSON

LAP	LAP TIME	DIFF	MPH	TIME OF DAY
1 -	1:05.565	11.729	66.32	10:58:10.382
2 -	1:52.048	58.212	38.81	11:00:02.430
3 -	1:42.599	48.763	42.38	11:01:45.029
4 -	59.678	5.842	72.86	11:02:44.707
5 -	57.213	3.377	76.00	11:03:41.920
6 -	57.692	3.856	75.37	11:04:39.612
7 -	53.836 (1)		80.77	11:05:33.448
8 -	58.360	4.524	74.51	11:06:31.808
9 -	55.933 (3)	2.097	77.74	11:07:27.741
10 -	56.274	2.438	77.27	11:08:24.015
11 -	55.755 (2)	1.919	77.99	11:09:19.770
12 -	56.125	2.289	77.48	11:10:15.895
13 -	57.889	4.053	75.11	11:11:13.784
14 -	56.506	2.670	76.95	11:12:10.290
15 -	56.077	2.241	77.54	11:13:06.367

P13 69 Barnaby DAVIES

LAP	LAP TIME	DIFF	MPH	TIME OF DAY
1 -	1:07.644	11.619	64.28	10:58:12.461
2 -	1:54.878	58.853	37.85	11:00:07.339
3 -	1:38.722	42.697	44.04	11:01:46.061
4 -	58.790	2.765	73.96	11:02:44.851
5 -	56.565	0.540	76.87	11:03:41.416
6 -	56.266 (3)	0.241	77.28	11:04:37.682
7 -	56.726	0.701	76.65	11:05:34.408
8 -	56.269	0.244	77.28	11:06:30.677
9 -	56.482	0.457	76.99	11:07:27.159
10 -	56.025 (1)		77.61	11:08:23.184
11 -	56.135 (2)	0.110	77.46	11:09:19.319
12 -	56.432	0.407	77.05	11:10:15.751
13 -	57.195	1.170	76.03	11:11:12.946
14 -	1:01.499	5.474	70.71	11:12:14.445
15 -	1:01.121	5.096	71.14	11:13:15.566

P14 5 Vic HOPE

LAP	LAP TIME	DIFF	MPH	TIME OF DAY
1 -	1:10.280	13.753	61.87	10:58:15.097
2 -	1:54.896	58.369	37.84	11:00:09.993
3 -	1:37.319	40.792	44.68	11:01:47.312
4 -	59.847	3.320	72.66	11:02:47.159

Weather / Track : Bright / Dry

Brands Hatch Indy

Circuit Length = 1.2079 miles

Start: 10:57 Flag 11:12 End: 11:14

QMN Saloon Championship & Cannon Motorsparses Tintops T2, T3 & TP

RACE 11 - LAP ANALYSIS

DIFF = Difference To Personal Best Lap

5 -	56.974	0.447	76.32	11:03:44.133
6 -	57.724	1.197	75.33	11:04:41.857
7 -	58.558	2.031	74.26	11:05:40.415
8 -	58.243	1.716	74.66	11:06:38.658
9 -	57.423	0.896	75.72	11:07:36.081
10 -	58.326	1.799	74.55	11:08:34.407
11 -	56.998	0.471	76.29	11:09:31.405
12 -	56.706 (3)	0.179	76.68	11:10:28.111
13 -	56.600 (2)	0.073	76.83	11:11:24.711
14 -	56.527 (1)		76.92	11:12:21.238
15 -	57.068	0.541	76.20	11:13:18.306

P15 45 Martyn SCOTT

LAP	LAP TIME	DIFF	MPH	TIME OF DAY
1 -	1:08.351	11.793	63.62	10:58:13.168
2 -	1:54.763	58.205	37.89	11:00:07.931
3 -	1:39.099	42.541	43.88	11:01:47.030
4 -	1:00.875	4.317	71.43	11:02:47.905
5 -	58.010	1.452	74.96	11:03:45.915
6 -	57.948	1.390	75.04	11:04:43.863
7 -	58.271	1.713	74.62	11:05:42.134
8 -	58.018	1.460	74.95	11:06:40.152
9 -	57.785	1.227	75.25	11:07:37.937
10 -	56.896 (3)	0.338	76.43	11:08:34.833
11 -	57.724	1.166	75.33	11:09:32.557
12 -	56.558 (1)		76.88	11:10:29.115
13 -	57.065	0.507	76.20	11:11:26.180
14 -	56.691 (2)	0.133	76.70	11:12:22.871
15 -	57.779	1.221	75.26	11:13:20.650

P16 14 Matthew TURNER

LAP	LAP TIME	DIFF	MPH	TIME OF DAY
1 -	1:11.001	15.283	61.24	10:58:15.818
2 -	1:53.417	57.699	38.34	11:00:09.235
3 -	1:37.957	42.239	44.39	11:01:47.192
4 -	1:01.450	5.732	70.76	11:02:48.642
5 -	57.641	1.923	75.44	11:03:46.283
6 -	57.998	2.280	74.97	11:04:44.281
7 -	58.209	2.491	74.70	11:05:42.490
8 -	58.108	2.390	74.83	11:06:40.598
9 -	58.535	2.817	74.29	11:07:39.133
10 -	56.271 (2)	0.553	77.27	11:08:35.404
11 -	57.822	2.104	75.20	11:09:33.226
12 -	56.327 (3)	0.609	77.20	11:10:29.553
13 -	58.638	2.920	74.16	11:11:28.191
14 -	55.718 (1)		78.04	11:12:23.909
15 -	57.779	2.061	75.26	11:13:21.688

P17 73 Terry SEARLES

LAP	LAP TIME	DIFF	MPH	TIME OF DAY
1 -	1:11.505	14.113	60.81	10:58:16.322
2 -	1:54.633	57.241	37.93	11:00:10.955
3 -	1:36.589	39.197	45.02	11:01:47.544
4 -	1:01.059	3.667	71.21	11:02:48.603
5 -	59.732	2.340	72.80	11:03:48.335
6 -	59.310	1.918	73.31	11:04:47.645
7 -	58.426	1.034	74.42	11:05:46.071
8 -	58.643	1.251	74.15	11:06:44.714
9 -	57.751	0.359	75.29	11:07:42.465
10 -	58.579	1.187	74.23	11:08:41.044
11 -	57.900	0.508	75.10	11:09:38.944
12 -	57.422 (2)	0.030	75.73	11:10:36.366

DIFF = Difference To Personal Best Lap

13 -	57.392 (1)		75.77	11:11:33.758
14 -	57.952	0.560	75.03	11:12:31.710
15 -	57.472 (3)	0.080	75.66	11:13:29.182

P18 33 Chris BASSETT

LAP	LAP TIME	DIFF	MPH	TIME OF DAY
1 -	1:13.591	16.611	59.09	10:58:18.408
2 -	1:56.441	59.461	37.34	11:00:14.849
3 -	1:36.073	39.093	45.26	11:01:50.922
4 -	59.000	2.020	73.70	11:02:49.922
5 -	1:00.138	3.158	72.31	11:03:50.060
6 -	58.883	1.903	73.85	11:04:48.943
7 -	57.967	0.987	75.01	11:05:46.910
8 -	58.120	1.140	74.82	11:06:45.030
9 -	57.692	0.712	75.37	11:07:42.722
10 -	58.574	1.594	74.24	11:08:41.296
11 -	57.439 (3)	0.459	75.70	11:09:38.735
12 -	57.817	0.837	75.21	11:10:36.552
13 -	56.980 (1)		76.31	11:11:33.532
14 -	58.755	1.775	74.01	11:12:32.287
15 -	57.403 (2)	0.423	75.75	11:13:29.690

P19 74 Sean FAIRWEATHER

LAP	LAP TIME	DIFF	MPH	TIME OF DAY
1 -	1:13.089	16.290	59.49	10:58:17.906
2 -	1:54.972	58.173	37.82	11:00:12.878
3 -	1:35.827	39.028	45.37	11:01:48.705
4 -	1:00.553	3.754	71.81	11:02:49.258
5 -	1:00.440	3.641	71.94	11:03:49.698
6 -	1:00.017	3.218	72.45	11:04:49.715
7 -	58.185	1.386	74.73	11:05:47.900
8 -	58.080	1.281	74.87	11:06:45.980
9 -	58.281	1.482	74.61	11:07:44.261
10 -	58.661	1.862	74.13	11:08:42.922
11 -	57.504	0.705	75.62	11:09:40.426
12 -	58.632	1.833	74.16	11:10:39.058
13 -	56.834 (2)	0.035	76.51	11:11:35.892
14 -	56.799 (1)		76.56	11:12:32.691
15 -	57.070 (3)	0.271	76.19	11:13:29.761

P20 66 Perry WINCH

LAP	LAP TIME	DIFF	MPH	TIME OF DAY
1 -	1:19.446	23.852	54.73	10:58:24.263
2 -	1:54.936	59.342	37.83	11:00:19.199
3 -	1:34.388	38.794	46.07	11:01:53.587
4 -	1:01.099	5.505	71.17	11:02:54.686
5 -	1:00.909	5.315	71.39	11:03:55.595
6 -	1:00.815	5.221	71.50	11:04:56.410
7 -	59.290	3.696	73.34	11:05:55.700
8 -	1:00.622	5.028	71.73	11:06:56.322
9 -	57.270	1.676	75.93	11:07:53.592
10 -	56.616	1.022	76.80	11:08:50.208
11 -	56.385	0.791	77.12	11:09:46.593
12 -	56.283	0.689	77.26	11:10:42.876
13 -	56.281 (3)	0.687	77.26	11:11:39.157
14 -	55.936 (2)	0.342	77.74	11:12:35.093
15 -	55.594 (1)		78.22	11:13:30.687

P21 61 Cliff PELLIN

LAP	LAP TIME	DIFF	MPH	TIME OF DAY
1 -	1:13.816	16.490	58.91	10:58:18.633

Weather / Track : Bright / Dry

Brands Hatch Indy
Circuit Length = 1.2079 miles
Start: 10:57 Flag 11:12 End: 11:14

QMN Saloon Championship & Cannon Motorsparses Tintops T2, T3 & TP

RACE 11 - LAP ANALYSIS

DIFF = Difference To Personal Best Lap

2 -	1:57.343	1:00.017	37.05	11:00:15.976
3 -	1:35.109	37.783	45.72	11:01:51.085
4 -	1:00.088	2.762	72.37	11:02:51.173
5 -	59.795	2.469	72.72	11:03:50.968
6 -	58.629	1.303	74.17	11:04:49.597
7 -	58.035	0.709	74.93	11:05:47.632
8 -	58.084	0.758	74.86	11:06:45.716
9 -	57.639 (3)	0.313	75.44	11:07:43.355
10 -	58.621	1.295	74.18	11:08:41.976
11 -	57.742	0.416	75.31	11:09:39.718
12 -	57.326 (1)		75.85	11:10:37.044
13 -	57.361 (2)	0.035	75.81	11:11:34.405
14 -	57.957	0.631	75.03	11:12:32.362
15 -	58.524	1.198	74.30	11:13:30.886

P22 77 Peter OSBORNE

LAP	LAP TIME	DIFF	MPH	TIME OF DAY
1 -	1:15.873	16.069	57.31	10:58:20.690
2 -	1:57.462	57.658	37.02	11:00:18.152
3 -	1:34.648	34.844	45.94	11:01:52.800
4 -	1:01.132	1.328	71.13	11:02:53.932
5 -	1:01.884	2.080	70.27	11:03:55.816
6 -	1:01.441	1.637	70.77	11:04:57.257
7 -	1:01.515	1.711	70.69	11:05:58.772
8 -	1:03.664	3.860	68.30	11:07:02.436
9 -	1:00.694 (3)	0.890	71.64	11:08:03.130
10 -	1:00.836	1.032	71.48	11:09:03.966
11 -	59.804 (1)		72.71	11:10:03.770
12 -	1:00.468 (2)	0.664	71.91	11:11:04.238
13 -	1:01.123	1.319	71.14	11:12:05.361
14 -	1:01.133	1.329	71.13	11:13:06.494

P23 93 Gary COLE

LAP	LAP TIME	DIFF	MPH	TIME OF DAY
1 -	1:12.956	11.769	59.60	10:58:17.773
2 -	1:56.061	54.874	37.46	11:00:13.834
3 -	1:36.612	35.425	45.01	11:01:50.446
4 -	1:02.733 (3)	1.546	69.31	11:02:53.179
5 -	1:01.786 (2)	0.599	70.38	11:03:54.965
6 -	1:01.187 (1)		71.07	11:04:56.152
7 -	1:02.860	1.673	69.17	11:05:59.012
8 -	1:07.999	6.812	63.95	11:07:07.011
9 -	1:06.779	5.592	65.11	11:08:13.790
10 -	1:06.115	4.928	65.77	11:09:19.905
11 -	1:05.892	4.705	65.99	11:10:25.797
12 -	1:07.021	5.834	64.88	11:11:32.818
13 -	1:06.503	5.316	65.38	11:12:39.321
14 -	1:06.162	4.975	65.72	11:13:45.483

P24 54 Andy BANHAM

LAP	LAP TIME	DIFF	MPH	TIME OF DAY
1 -	1:05.263	9.773	66.63	10:58:10.080
2 -	1:51.008	55.518	39.17	11:00:01.088
3 -	1:43.452	47.962	42.03	11:01:44.540
4 -	58.776	3.286	73.98	11:02:43.316
5 -	55.778	0.288	77.96	11:03:39.094
6 -	56.490	1.000	76.98	11:04:35.584
7 -	57.433	1.943	75.71	11:05:33.017
8 -	55.490 (1)		78.36	11:06:28.507
9 -	55.671 (3)	0.181	78.11	11:07:24.178
10 -	56.268	0.778	77.28	11:08:20.446
11 -	57.445	1.955	75.70	11:09:17.891

DIFF = Difference To Personal Best Lap

12 -	55.588 (2)	0.098	78.22	11:10:13.479
13 -	56.261	0.771	77.29	11:11:09.740
14 -	58.521	3.031	74.30	11:12:08.261

P25 78 Russell TURNER

LAP	LAP TIME	DIFF	MPH	TIME OF DAY
1 -	1:12.459	15.270	60.01	10:58:17.276
2 -	1:54.784	57.595	37.88	11:00:12.060
3 -	1:36.190	39.001	45.20	11:01:48.250
4 -	1:00.625	3.436	71.72	11:02:48.875
5 -	59.793	2.604	72.72	11:03:48.668
6 -	57.789	0.600	75.24	11:04:46.457
7 -	57.351 (3)	0.162	75.82	11:05:43.808
8 -	57.189 (1)		76.03	11:06:40.997
9 -	58.389	1.200	74.47	11:07:39.386
10 -	57.268 (2)	0.079	75.93	11:08:36.654
11 -	58.618	1.429	74.18	11:09:35.272
12 -	58.033	0.844	74.93	11:10:33.305
13 -	57.833	0.644	75.19	11:11:31.138

P26 15 Vince WHEELER

LAP	LAP TIME	DIFF	MPH	TIME OF DAY
1 -	1:14.684	13.928	58.22	10:58:19.501
2 -	1:57.282	56.526	37.07	11:00:16.783
3 -	1:34.910	34.154	45.81	11:01:51.693
4 -	1:01.631 (3)	0.875	70.55	11:02:53.324
5 -	1:01.837	1.081	70.32	11:03:55.161
6 -	1:01.305 (2)	0.549	70.93	11:04:56.466
7 -	1:02.176	1.420	69.94	11:05:58.642
8 -	1:00.756 (1)		71.57	11:06:59.398
9 -	4:04.886 P	3:04.130	17.75	11:11:04.284
10 -	1:02.603	1.847	69.46	11:12:06.887
11 -	1:01.964	1.208	70.17	11:13:08.851

P27 55 Chris WHITEMAN

LAP	LAP TIME	DIFF	MPH	TIME OF DAY
1 -	1:15.113	17.771	57.89	10:58:19.930
2 -	1:57.238	59.896	37.09	11:00:17.168
3 -	1:34.654	37.312	45.94	11:01:51.822
4 -	58.286 (3)	0.944	74.60	11:02:50.108
5 -	59.882	2.540	72.61	11:03:49.990
6 -	57.342 (1)		75.83	11:04:47.332
7 -	58.093 (2)	0.751	74.85	11:05:45.425

P28 2 Jamie LIPTROTT

LAP	LAP TIME	DIFF	MPH	TIME OF DAY
1 -	1:00.094	5.838	72.36	10:58:04.911
2 -	1:51.507	57.251	38.99	10:59:56.418
3 -	1:46.255	51.999	40.92	11:01:42.673
4 -	55.388 (3)	1.132	78.51	11:02:38.061
5 -	54.256 (1)		80.14	11:03:32.317
6 -	54.557 (2)	0.301	79.70	11:04:26.874

Weather / Track : Bright / Dry

Brands Hatch Indy

Circuit Length = 1.2079 miles

Start: 10:57 Flag 11:12 End: 11:14

QMN Saloon Championship & Cannon Motorspares Tintops T2, T3 & TP

RACE 11 - POSITION CHART

No	Name	Lap																
		Pos	1	2	3	4	5	6	7	8	9	10	11	12	13	14	15	16
44	BIRLEY	1	52	52	52	52	52	44	44	44	44	44	44	44	44	44	44	44
52	MAY	2	44	44	44	44	44	83	83	83	83	83	83	83	83	83	83	83
83	GENT	3	83	83	83	83	83	52	52	52	52	52	52	52	52	52	52	52
98	CHARLTON	4	2	2	2	2	2	2	30	30	30	30	30	30	30	30	36	36
30	BUTLER	5	57	57	57	30	30	30	36	36	36	36	36	36	36	36	30	30
70	FRANCIS	6	30	30	30	36	36	36	70	70	70	70	70	70	70	70	70	70
2	LIPTROTT	7	36	36	36	57	57	70	57	57	57	57	26	26	26	26	26	26
57	PAXMAN	8	70	70	70	70	70	57	26	26	26	26	57	57	57	57	57	57
54	BANHAM	9	54	54	54	26	26	26	54	54	54	54	54	54	54	62	62	62
36	EVE	10	87	87	87	54	54	54	87	62	62	62	62	62	62	34	34	34
87	RICHARDSON	11	26	26	26	62	62	62	62	69	69	69	69	34	34	54	98	98
26	RICHARDS	12	62	62	62	87	69	69	69	34	34	34	34	69	98	98	87	87
62	PHILLIPS	13	34	34	34	69	87	34	34	87	87	87	87	87	69	87	69	69
7	ROSSITER	14	69	69	69	34	34	87	5	98	98	98	98	98	87	69	5	5
66	WINCH	15	45	45	45	5	5	5	98	5	5	5	5	5	5	5	5	45
34	DANN	16	5	14	14	45	45	45	45	45	45	45	45	45	45	45	14	14
14	TURNER	17	14	5	5	73	14	14	14	14	14	14	14	14	14	14	73	73
45	SCOTT	18	73	73	73	14	73	98	78	78	78	78	78	78	78	73	33	33
74	FAIRWEATHER	19	78	78	78	78	98	78	55	73	73	73	33	73	33	33	74	74
93	COLE	20	93	74	74	74	78	55	73	33	33	33	73	33	73	61	66	66
69	DAVIES	21	74	93	93	33	74	73	33	61	61	61	61	61	61	74	61	61
55	WHITEMAN	22	33	33	33	55	55	33	61	74	74	74	74	74	74	66	66	66
5	HOPE	23	61	61	61	98	33	61	74	66	66	66	66	66	66	77	77	77
73	SEARLES	24	15	15	15	61	61	74	66	15	77	77	77	77	77	93	93	93
78	TURNER	25	55	55	55	93	93	93	15	77	93	93	93	93	93	93	93	93
61	PELLIN	26	77	77	98	15	15	66	77	93	15	15	15					
15	WHEELER	27	98	98	77	77	66	15	93									
77	OSBORNE	28	66	66	66	66	77	77										
33	BASSETT	29																

Weather / Track : Bright / Dry

Results can be found at www.tsl-timing.com

Brands Hatch Indy
 Circuit Length = 1.2079 miles
 Start: 10:57 Flag 11:12 End: 11:14

Printed - 11:18 Sunday, 13 April 2014

QMN Saloon Championship & Cannon Motorsparses Tintops T1, & T4

RACE 19 - CLASSIFICATION

POS	NO	CL	PIC NAME	ENTRY	LAPS	TIME	GAP	DIFF	MPH	BEST	ON
1	44	A	1 Rod BIRLEY	Ford Escort WRC	18	15:32.159			83.97	50.707	16
2	83	A	2 Dale GENT	Subaru Impreza	18	15:34.547	2.388	2.388	83.75	50.976	3
3	36	A	3 Paul EVE	Ford Sierra Sapphire	18	16:27.690	55.531	53.143	79.25	53.814	15
4	30	B	1 Ian BUTLER	Ford Focus RS	17	15:33.523	1 Lap	1 Lap	79.19	53.912	7
5	70	E	1 Jeremy FRANCIS	Vauxhall nova	17	15:43.048	1 Lap	9.525	78.39	53.950	7
6	62	B	2 Alan PHILLIPS	Ford Sierra Sapphire	17	15:48.782	1 Lap	5.734	77.91	54.513	10
7	98	C	1 David CHARLTON	Seat Leon	17	15:50.818	1 Lap	2.036	77.75	54.215	9
8	57	D	1 Tony PAXMAN	Ford Escort	17	15:57.736	1 Lap	6.918	77.18	54.773	2
9	34	B	3 Stephen DANN	Volkswagen Golf	17	15:57.850	1 Lap	0.114	77.17	54.997	15
10	87	E	2 Graham RICHARDSON	Vauxhall Nova	17	16:05.401	1 Lap	7.551	76.57	55.159	9
11	54	A	4 Andy BANHAM	Subaru Impreza	17	16:06.518	1 Lap	1.117	76.48	54.606	8
12	14	C	2 Matthew TURNER	BMW E36 M3	17	16:15.103	1 Lap	8.585	75.81	55.281	13
13	7	D	2 Glen ROSSITER	Renault Clio	17	16:18.480	1 Lap	3.377	75.55	55.085	13
14	72	T1	1 Tom BRIDGER	Rover 220 Turbo	17	16:27.441	1 Lap	8.961	74.86	55.845	5
15	45	B	4 Martyn SCOTT	BMW E30	17	16:28.308	1 Lap	0.867	74.80	56.366	15
16	66	D	3 Perry WINCH	Renault Clio	17	16:29.037	1 Lap	0.729	74.74	56.312	15
17	51	T4	1 Lewis TURNER	Citroen Saxo	16	16:04.503	2 Laps	1 Lap	72.13	58.988	8
18	93	E	3 Gary COLE	Citroen BX 16v	16	16:05.977	2 Laps	1.474	72.02	59.283	11
19	80	T4	2 Neal GARDINER	MG Metro	16	16:17.322	2 Laps	11.345	71.19	59.228	9
20	41	T4	3 Robert TAYLOR	Ford Fiesta	16	16:19.556	2 Laps	2.234	71.02	59.941	7
21	27	T4	4 Dominic RYAN	Ford Fiesta ZetecS	16	16:21.649	2 Laps	2.093	70.87	59.652	14
22	74	C	3 Sean FAIRWEATHER	Ford Sierra RS Cosworth	16	16:31.171	2 Laps	9.522	70.19	57.244	7
23	50	T4	5 Kieron LEHANE	Citroen Saxo	15	16:17.034	3 Laps	1 Lap	66.76	1:03.510	3
24	21	T4	6 Joshua DARTON	Peugeot 205	14	16:06.830	4 Laps	1 Lap	62.96	1:03.572	3

NOT CLASSIFIED

DNF	52	A	Rick MAY	Ford Escort	17	14:44.169	1 Lap	0.000	83.61	50.863	16
DNF	26	D	Bill RICHARDS	Rover Mini Clubman	5	4:44.689	13 Laps	12 Laps	76.37	55.235	2

FASTEST LAP

44	A	Rod BIRLEY	Ford Escort WRC	16	50.707	85.75 mph	138.01 kph
30	B	Ian BUTLER	Ford Focus RS	7	53.912	80.66 mph	129.81 kph
70	E	Jeremy FRANCIS	Vauxhall nova	7	53.950	80.60 mph	129.72 kph
98	C	David CHARLTON	Seat Leon	9	54.215	80.21 mph	129.08 kph
57	D	Tony PAXMAN	Ford Escort	2	54.773	79.39 mph	127.77 kph
72	T1	Tom BRIDGER	Rover 220 Turbo	5	55.845	77.86 mph	125.31 kph
51	T4	Lewis TURNER	Citroen Saxo	8	58.988	73.72 mph	118.64 kph

Weather / Track : Sunny / Dry

These results are provisional until the conclusion of any judicial and technical matters.

Brands Hatch Indy

Circuit Length = 1.2079 miles

Start: 16:24 Flag 16:39 End: 16:41

Clerk Of Course :	Timekeeper :
-------------------	--------------

QMN Saloon Championship & Cannon Motorsparses Tintops T1, & T4

RACE 19 - LAP CHART

LAP 1			LAP 2			LAP 3			LAP 4			LAP 5		
NO	BEHIND	LAP TIME	NO	BEHIND	LAP TIME	NO	BEHIND	LAP TIME	NO	BEHIND	LAP TIME	NO	BEHIND	LAP TIME
44		55.310	44		51.518	44		50.940	44		51.422	44		51.114
83	0.130	55.440	83	0.095	51.483	83	0.131	50.976	83	0.098	51.389	83	0.105	51.121
52	2.394	57.704	52	3.826	52.950	52	5.246	52.360	52	5.716	51.892	50	1 Lap	1:04.037
36	3.545	58.855	36	6.969	54.942	36	10.708	54.679	36	14.449	55.163	52	5.630	51.028
30	4.922	1:00.232	30	7.789	54.385	30	12.223	55.374	30	15.337	54.536	21	1 Lap	1:04.826
70	5.751	1:01.061	70	8.522	54.289	70	13.323	55.741	70	16.298	54.397	36	17.698	54.363
26	5.991	1:01.301	57	9.575	54.773	57	14.362	55.727	57	19.030	56.090	30	18.672	54.449
57	6.320	1:01.630	26	9.708	55.235	26	15.245	56.477	26	19.087	55.264	70	19.482	54.298
62	7.313	1:02.623	62	12.331	56.536	62	17.621	56.230	62	21.492	55.293	26	24.385	56.412
34	8.014	1:03.324	34	13.536	57.040	98	19.092	56.108	98	22.361	54.691	57	24.745	56.829
98	8.788	1:04.098	98	13.924	56.654	34	20.480	57.884	34	25.224	56.166	62	25.221	54.843
87	8.801	1:04.111	87	14.108	56.825	87	21.138	57.970	87	25.961	56.245	98	25.734	54.487
14	10.628	1:05.938	14	16.246	57.136	14	21.762	56.456	14	26.776	56.436	34	29.791	55.681
45	10.913	1:06.223	54	16.779	56.885	54	22.013	56.174	54	27.678	57.087	87	30.561	55.714
54	11.412	1:06.722	72	18.226	56.619	72	23.594	56.308	72	28.348	56.176	14	31.625	55.963
93	12.186	1:07.496	45	18.541	59.146	7	25.486	57.133	7	29.805	55.741	54	32.453	55.889
7	12.377	1:07.687	7	19.293	58.434	45	25.623	58.022	45	31.621	57.420	72	33.079	55.845
66	13.079	1:08.389	66	20.596	59.035	66	27.193	57.537	66	32.160	56.389	7	34.170	55.479
72	13.125	1:08.435	93	20.851	1:00.183	93	29.771	59.860	51	37.813	59.209	45	37.674	57.167
51	13.505	1:08.815	51	21.611	59.624	51	30.026	59.355	74	38.072	58.149	66	38.560	57.514
41	15.070	1:10.380	74	23.869	1:00.118	74	31.345	58.416	93	38.340	59.991	74	45.137	58.179
74	15.269	1:10.579	41	24.251	1:00.699	41	34.027	1:00.716	41	43.015	1:00.410	51	46.220	59.521
80	16.194	1:11.504	80	25.042	1:00.366	80	34.043	59.941	80	43.123	1:00.502	93	47.242	1:00.016
27	16.371	1:11.681	27	25.746	1:00.893	27	34.975	1:00.169	27	43.865	1:00.312			
50	17.534	1:12.844	50	29.799	1:03.783	50	42.369	1:03.510						
21	18.648	1:13.958	21	30.958	1:03.828	21	43.590	1:03.572						

Weather / Track : Sunny / Dry

Brands Hatch Indy
 Circuit Length = 1.2079 miles
 Start: 16:24 Flag 16:39 End: 16:41

QMN Saloon Championship & Cannon Motorsparses Tintops T1, & T4

RACE 19 - LAP CHART

LAP 6			LAP 7			LAP 8			LAP 9			LAP 10		
NO	BEHIND	LAP TIME	NO	BEHIND	LAP TIME	NO	BEHIND	LAP TIME	NO	BEHIND	LAP TIME	NO	BEHIND	LAP TIME
44		51.019	83		51.077	83		51.267	83		52.204	83		51.768
83	0.295	51.209	44	0.686	52.058	44	0.314	50.895	44	0.692	52.582	44	0.325	51.401
41	1 Lap	1:00.074	74	1 Lap	58.502	74	1 Lap	57.244	45	1 Lap	58.195	72	1 Lap	58.850
80	1 Lap	1:00.096	51	1 Lap	59.187	52	7.470	51.560	66	1 Lap	58.644	50	2 Laps	1:06.971
27	1 Lap	59.821	93	1 Lap	1:00.321	51	1 Lap	59.850	52	6.757	51.491	52	6.701	51.712
52	5.749	51.138	52	7.177	52.800	93	1 Lap	59.809	21	2 Laps	1:08.416	45	1 Lap	57.363
50	1 Lap	1:03.534	41	1 Lap	1:00.468	80	1 Lap	59.375	74	1 Lap	58.386	66	1 Lap	57.244
36	21.424	54.745	80	1 Lap	1:00.791	41	1 Lap	59.941	51	1 Lap	58.988	74	1 Lap	59.229
30	22.226	54.573	27	1 Lap	1:00.947	27	1 Lap	1:00.298	93	1 Lap	1:00.122	51	1 Lap	59.547
70	23.079	54.616	36	24.451	54.399	36	28.413	55.229	80	1 Lap	59.456	21	2 Laps	1:07.073
21	1 Lap	1:12.575	30	24.766	53.912	30	29.191	55.692	41	1 Lap	1:00.454	93	1 Lap	59.495
57	29.356	55.630	70	25.657	53.950	70	29.667	55.277	27	1 Lap	1:00.387	36	33.280	54.066
62	29.562	55.360	50	1 Lap	1:04.773	62	38.360	55.416	36	30.982	54.773	80	1 Lap	59.228
98	29.885	55.170	62	34.211	56.021	98	39.633	56.088	30	31.640	54.653	30	34.242	54.370
34	34.751	55.979	98	34.812	56.299	57	39.670	56.104	70	32.170	54.707	70	35.064	54.662
87	35.461	55.919	57	34.833	56.849	50	1 Lap	1:05.061	62	41.328	55.172	41	1 Lap	1:00.247
14	36.560	55.954	34	39.484	56.105	34	43.762	55.545	98	41.644	54.215	27	1 Lap	1:01.154
54	37.105	55.671	87	39.904	55.815	87	44.545	55.908	57	43.084	55.618	62	44.073	54.513
72	38.083	56.023	14	41.533	56.345	54	44.912	54.606	34	46.863	55.305	98	45.433	55.557
7	38.547	55.396	54	41.573	55.840	14	46.229	55.963	87	47.500	55.159	57	47.160	55.844
45	44.154	57.499	7	42.894	55.719	7	46.918	55.291	54	48.620	55.912	34	50.697	55.602
66	44.719	57.178	72	43.546	56.835	72	48.859	56.580	14	50.924	56.899	87	51.102	55.370
			21	1 Lap	1:11.698				7	51.492	56.778	54	51.723	54.871
			45	50.244	57.462									
			66	50.459	57.112									

Weather / Track : Sunny / Dry

Brands Hatch Indy
 Circuit Length = 1.2079 miles
 Start: 16:24 Flag 16:39 End: 16:41

QMN Saloon Championship & Cannon Motorsparses Tintops T1, & T4

RACE 19 - LAP CHART

LAP 11			LAP 12			LAP 13			LAP 14			LAP 15		
NO	BEHIND	LAP TIME	NO	BEHIND	LAP TIME	NO	BEHIND	LAP TIME	NO	BEHIND	LAP TIME	NO	BEHIND	LAP TIME
83		52.332	83		51.940	44		51.991	44		51.050	44		51.225
44	0.498	52.505	44	0.452	51.894	41	2 Laps	1:01.158	83	0.211	51.007	83	0.582	51.596
14	1 Lap	56.727	34	1 Lap	56.051	83	0.254	52.697	93	2 Laps	59.764	62	1 Lap	55.548
7	1 Lap	56.841	87	1 Lap	56.217	27	2 Laps	1:00.389	62	1 Lap	55.018	52	5.367	52.035
52	5.361	50.992	54	1 Lap	56.182	57	1 Lap	56.170	74	2 Laps	1:07.541	50	3 Laps	1:05.299
72	1 Lap	58.905	52	5.003	51.582	52	4.519	51.959	98	1 Lap	56.135	98	1 Lap	55.719
45	1 Lap	57.533	14	1 Lap	56.142	34	1 Lap	55.716	52	4.557	51.088	51	2 Laps	1:01.041
66	1 Lap	58.192	7	1 Lap	56.155	87	1 Lap	56.054	80	2 Laps	1:00.955	93	2 Laps	59.949
50	2 Laps	1:04.016	72	1 Lap	57.263	54	1 Lap	56.413	57	1 Lap	56.287	57	1 Lap	55.980
74	1 Lap	58.593	45	1 Lap	57.154	14	1 Lap	55.919	34	1 Lap	55.512	34	1 Lap	55.438
51	1 Lap	59.402	66	1 Lap	56.458	7	1 Lap	56.216	41	2 Laps	1:01.163	87	1 Lap	55.314
36	35.675	54.727	50	2 Laps	1:04.071	21	3 Laps	1:14.469	87	1 Lap	55.246	80	2 Laps	1:00.294
30	36.822	54.912	36	37.694	53.959	72	1 Lap	57.628	27	2 Laps	1:00.380	74	2 Laps	1:04.272
93	1 Lap	1:00.060	74	1 Lap	1:03.210	45	1 Lap	56.880	54	1 Lap	55.477	54	1 Lap	56.575
70	37.714	54.982	30	39.337	54.455	66	1 Lap	56.779	14	1 Lap	55.281	41	2 Laps	1:01.002
80	1 Lap	1:00.240	51	1 Lap	59.873	36	40.118	54.867	7	1 Lap	55.085	14	1 Lap	55.887
41	1 Lap	1:00.266	70	41.756	55.982	30	41.429	54.535	72	1 Lap	57.821	7	1 Lap	55.600
27	1 Lap	1:00.556	93	1 Lap	59.283	50	2 Laps	1:04.443	45	1 Lap	57.204	27	2 Laps	1:00.933
62	46.383	54.642	80	1 Lap	59.264	70	44.978	55.665	66	1 Lap	58.231	72	1 Lap	58.315
21	2 Laps	1:11.640	62	49.403	54.960	51	1 Lap	59.809	21	3 Laps	1:08.431	45	1 Lap	57.001
98	47.338	54.237	98	50.031	54.633				36	43.584	54.516	66	1 Lap	56.446
57	50.455	55.627							30	44.695	54.316	36	46.173	53.814
									70	49.574	55.646	30	47.824	54.354
												21	3 Laps	1:07.048

Weather / Track : Sunny / Dry

QMN Saloon Championship & Cannon Motorsparses Tintops T1, & T4

RACE 19 - LAP CHART

LAP 16			LAP 17			LAP 18		
NO	BEHIND	LAP TIME	NO	BEHIND	LAP TIME	NO	BEHIND	LAP TIME
44		50.707	44		51.500	44		53.028
83	1.406	51.531	83	1.890	51.984	30	1 Lap	54.437
70	1 Lap	55.639	52	5.038	51.015	83	2.388	53.526
52	5.523	50.863	70	1 Lap	55.264	70	1 Lap	56.872
62	1 Lap	55.085	62	1 Lap	54.943	62	1 Lap	56.579
98	1 Lap	54.792	98	1 Lap	55.786	98	1 Lap	56.149
51	2 Laps	59.683	21	4 Laps	1:10.119	57	1 Lap	56.902
57	1 Lap	56.124	57	1 Lap	55.552	34	1 Lap	56.265
34	1 Lap	54.997	34	1 Lap	55.240	51	2 Laps	59.825
93	2 Laps	1:00.115	87	1 Lap	55.550	87	1 Lap	1:02.733
50	3 Laps	1:04.529	51	2 Laps	1:00.774	93	2 Laps	1:00.179
87	1 Lap	55.251	93	2 Laps	59.334	54	1 Lap	58.501
54	1 Lap	56.067	54	1 Lap	57.646	21	4 Laps	1:09.177
80	2 Laps	1:00.395	14	1 Lap	56.836	14	1 Lap	1:05.397
14	1 Lap	55.824	7	1 Lap	56.177	50	3 Laps	1:06.513
7	1 Lap	56.322	50	3 Laps	1:03.650	80	2 Laps	1:04.790
41	2 Laps	1:00.343	80	2 Laps	1:00.125	7	1 Lap	1:08.426
27	2 Laps	59.652	41	2 Laps	1:01.094	41	2 Laps	1:01.141
74	2 Laps	1:05.852	27	2 Laps	1:01.081	27	2 Laps	1:02.996
72	1 Lap	57.182	74	2 Laps	1:05.044	72	1 Lap	1:02.639
45	1 Lap	56.366	72	1 Lap	56.017	36	55.531	56.528
66	1 Lap	56.312	45	1 Lap	57.032	45	1 Lap	1:00.641
36	49.443	53.977	66	1 Lap	56.703	66	1 Lap	1:00.874
30	51.455	54.338	36	52.031	54.088	74	2 Laps	1:07.857

Weather / Track : Sunny / Dry

Results can be found at www.tsl-timing.com

Page 4 of 4

Brands Hatch Indy
 Circuit Length = 1.2079 miles
 Start: 16:24 Flag 16:39 End: 16:41

Printed - 16:42 Sunday, 13 April 2014

QMN Saloon Championship & Cannon Motorsparses Tintops T1, & T4

RACE 19 - LAP ANALYSIS

DIFF = Difference To Personal Best Lap

P1 44 Rod BIRLEY				
LAP	LAP TIME	DIFF	MPH	TIME OF DAY
1 -	55.310	4.603	78.62	16:25:07.644
2 -	51.518	0.811	84.40	16:25:59.162
3 -	50.940 (3)	0.233	85.36	16:26:50.102
4 -	51.422	0.715	84.56	16:27:41.524
5 -	51.114	0.407	85.07	16:28:32.638
6 -	51.019	0.312	85.23	16:29:23.657
7 -	52.058	1.351	83.53	16:30:15.715
8 -	50.895 (2)	0.188	85.44	16:31:06.610
9 -	52.582	1.875	82.70	16:31:59.192
10 -	51.401	0.694	84.60	16:32:50.593
11 -	52.505	1.798	82.82	16:33:43.098
12 -	51.894	1.187	83.79	16:34:34.992
13 -	51.991	1.284	83.64	16:35:26.983
14 -	51.050	0.343	85.18	16:36:18.033
15 -	51.225	0.518	84.89	16:37:09.258
16 -	50.707 (1)		85.75	16:37:59.965
17 -	51.500	0.793	84.43	16:38:51.465
18 -	53.028	2.321	82.00	16:39:44.493

P2 83 Dale GENT				
LAP	LAP TIME	DIFF	MPH	TIME OF DAY
1 -	55.440	4.464	78.43	16:25:07.774
2 -	51.483	0.507	84.46	16:25:59.257
3 -	50.976 (1)		85.30	16:26:50.233
4 -	51.389	0.413	84.62	16:27:41.622
5 -	51.121	0.145	85.06	16:28:32.743
6 -	51.209	0.233	84.91	16:29:23.952
7 -	51.077 (3)	0.101	85.13	16:30:15.029
8 -	51.267	0.291	84.82	16:31:06.296
9 -	52.204	1.228	83.30	16:31:58.500
10 -	51.768	0.792	84.00	16:32:50.268
11 -	52.332	1.356	83.09	16:33:42.600
12 -	51.940	0.964	83.72	16:34:34.540
13 -	52.697	1.721	82.52	16:35:27.237
14 -	51.007 (2)	0.031	85.25	16:36:18.244
15 -	51.596	0.620	84.28	16:37:09.840
16 -	51.531	0.555	84.38	16:38:01.371
17 -	51.984	1.008	83.65	16:38:53.355
18 -	53.526	2.550	81.24	16:39:46.881

P3 36 Paul EVE				
LAP	LAP TIME	DIFF	MPH	TIME OF DAY
1 -	58.855	5.041	73.88	16:25:11.189
2 -	54.942	1.128	79.14	16:26:06.131
3 -	54.679	0.865	79.52	16:27:00.810
4 -	55.163	1.349	78.83	16:27:55.973
5 -	54.363	0.549	79.99	16:28:50.336
6 -	54.745	0.931	79.43	16:29:45.081
7 -	54.399	0.585	79.93	16:30:39.480
8 -	55.229	1.415	78.73	16:31:34.709
9 -	54.773	0.959	79.39	16:32:29.482
10 -	54.066	0.252	80.43	16:33:23.548
11 -	54.727	0.913	79.45	16:34:18.275
12 -	53.959 (2)	0.145	80.59	16:35:12.234
13 -	54.867	1.053	79.25	16:36:07.101
14 -	54.516	0.702	79.76	16:37:01.617
15 -	53.814 (1)		80.80	16:37:55.431
16 -	53.977 (3)	0.163	80.56	16:38:49.408
17 -	54.088	0.274	80.39	16:39:43.496
18 -	56.528	2.714	76.92	16:40:40.024

DIFF = Difference To Personal Best Lap

P4 30 Ian BUTLER				
LAP	LAP TIME	DIFF	MPH	TIME OF DAY
1 -	1:00.232	6.320	72.19	16:25:12.566
2 -	54.385	0.473	79.95	16:26:06.951
3 -	55.374	1.462	78.53	16:27:02.325
4 -	54.536	0.624	79.73	16:27:56.861
5 -	54.449	0.537	79.86	16:28:51.310
6 -	54.573	0.661	79.68	16:29:45.883
7 -	53.912 (1)		80.66	16:30:39.795
8 -	55.692	1.780	78.08	16:31:35.487
9 -	54.653	0.741	79.56	16:32:30.140
10 -	54.370	0.458	79.98	16:33:24.510
11 -	54.912	1.000	79.19	16:34:19.422
12 -	54.455	0.543	79.85	16:35:13.877
13 -	54.535	0.623	79.73	16:36:08.412
14 -	54.316 (2)	0.404	80.06	16:37:02.728
15 -	54.354	0.442	80.00	16:37:57.082
16 -	54.338 (3)	0.426	80.02	16:38:51.420
17 -	54.437	0.525	79.88	16:39:45.857

P5 70 Jeremy FRANCIS				
LAP	LAP TIME	DIFF	MPH	TIME OF DAY
1 -	1:01.061	7.111	71.21	16:25:13.395
2 -	54.289 (2)	0.339	80.10	16:26:07.684
3 -	55.741	1.791	78.01	16:27:03.425
4 -	54.397	0.447	79.94	16:27:57.822
5 -	54.298 (3)	0.348	80.08	16:28:52.120
6 -	54.616	0.666	79.62	16:29:46.736
7 -	53.950 (1)		80.60	16:30:40.686
8 -	55.277	1.327	78.66	16:31:35.963
9 -	54.707	0.757	79.48	16:32:30.670
10 -	54.662	0.712	79.55	16:33:25.332
11 -	54.982	1.032	79.09	16:34:20.314
12 -	55.982	2.032	77.67	16:35:16.296
13 -	55.665	1.715	78.12	16:36:11.961
14 -	55.646	1.696	78.14	16:37:07.607
15 -	55.639	1.689	78.15	16:38:03.246
16 -	55.264	1.314	78.68	16:38:58.510
17 -	56.872	2.922	76.46	16:39:55.382

P6 62 Alan PHILLIPS				
LAP	LAP TIME	DIFF	MPH	TIME OF DAY
1 -	1:02.623	8.110	69.44	16:25:14.957
2 -	56.536	2.023	76.91	16:26:11.493
3 -	56.230	1.717	77.33	16:27:07.723
4 -	55.293	0.780	78.64	16:28:03.016
5 -	54.843 (3)	0.330	79.29	16:28:57.859
6 -	55.360	0.847	78.55	16:29:53.219
7 -	56.021	1.508	77.62	16:30:49.240
8 -	55.416	0.903	78.47	16:31:44.656
9 -	55.172	0.659	78.81	16:32:39.828
10 -	54.513 (1)		79.77	16:33:34.341
11 -	54.642 (2)	0.129	79.58	16:34:28.983
12 -	54.960	0.447	79.12	16:35:23.943
13 -	55.018	0.505	79.03	16:36:18.961
14 -	55.548	1.035	78.28	16:37:14.509
15 -	55.085	0.572	78.94	16:38:09.594
16 -	54.943	0.430	79.14	16:39:04.537
17 -	56.579	2.066	76.85	16:40:01.116

Weather / Track : Sunny / Dry

Brands Hatch Indy
Circuit Length = 1.2079 miles
Start: 16:24 Flag 16:39 End: 16:41

QMN Saloon Championship & Cannon Motorsparses Tintops T1, & T4

RACE 19 - LAP ANALYSIS

DIFF = Difference To Personal Best Lap

P7 98 David CHARLTON				
LAP	LAP TIME	DIFF	MPH	TIME OF DAY
1 -	1:04.098	9.883	67.84	16:25:16.432
2 -	56.654	2.439	76.75	16:26:13.086
3 -	56.108	1.893	77.50	16:27:09.194
4 -	54.691	0.476	79.51	16:28:03.885
5 -	54.487 (3)	0.272	79.80	16:28:58.372
6 -	55.170	0.955	78.82	16:29:53.542
7 -	56.299	2.084	77.24	16:30:49.841
8 -	56.088	1.873	77.53	16:31:45.929
9 -	54.215 (1)		80.21	16:32:40.144
10 -	55.557	1.342	78.27	16:33:35.701
11 -	54.237 (2)	0.022	80.17	16:34:29.938
12 -	54.633	0.418	79.59	16:35:24.571
13 -	56.135	1.920	77.46	16:36:20.706
14 -	55.719	1.504	78.04	16:37:16.425
15 -	54.792	0.577	79.36	16:38:11.217
16 -	55.786	1.571	77.95	16:39:07.003
17 -	56.149	1.934	77.44	16:40:03.152

P8 57 Tony PAXMAN				
LAP	LAP TIME	DIFF	MPH	TIME OF DAY
1 -	1:01.630	6.857	70.55	16:25:13.964
2 -	54.773 (1)		79.39	16:26:08.737
3 -	55.727	0.954	78.03	16:27:04.464
4 -	56.090	1.317	77.52	16:28:00.554
5 -	56.829	2.056	76.52	16:28:57.383
6 -	55.630	0.857	78.17	16:29:53.013
7 -	56.849	2.076	76.49	16:30:49.862
8 -	56.104	1.331	77.50	16:31:45.966
9 -	55.618 (3)	0.845	78.18	16:32:41.584
10 -	55.844	1.071	77.87	16:33:37.428
11 -	55.627	0.854	78.17	16:34:33.055
12 -	56.170	1.397	77.41	16:35:29.225
13 -	56.287	1.514	77.25	16:36:25.512
14 -	55.980	1.207	77.68	16:37:21.492
15 -	56.124	1.351	77.48	16:38:17.616
16 -	55.552 (2)	0.779	78.27	16:39:13.168
17 -	56.902	2.129	76.42	16:40:10.070

P9 34 Stephen DANN				
LAP	LAP TIME	DIFF	MPH	TIME OF DAY
1 -	1:03.324	8.327	68.67	16:25:15.658
2 -	57.040	2.043	76.23	16:26:12.698
3 -	57.884	2.887	75.12	16:27:10.582
4 -	56.166	1.169	77.42	16:28:06.748
5 -	55.681	0.684	78.09	16:29:02.429
6 -	55.979	0.982	77.68	16:29:58.408
7 -	56.105	1.108	77.50	16:30:54.513
8 -	55.545	0.548	78.28	16:31:50.058
9 -	55.305 (3)	0.308	78.62	16:32:45.363
10 -	55.602	0.605	78.20	16:33:40.965
11 -	56.051	1.054	77.58	16:34:37.016
12 -	55.716	0.719	78.04	16:35:32.732
13 -	55.512	0.515	78.33	16:36:28.244
14 -	55.438	0.441	78.44	16:37:23.682
15 -	54.997 (1)		79.06	16:38:18.679
16 -	55.240 (2)	0.243	78.72	16:39:13.919
17 -	56.265	1.268	77.28	16:40:10.184

DIFF = Difference To Personal Best Lap

P10 87 Graham RICHARDSON				
LAP	LAP TIME	DIFF	MPH	TIME OF DAY
1 -	1:04.111	8.952	67.82	16:25:16.445
2 -	56.825	1.666	76.52	16:26:13.270
3 -	57.970	2.811	75.01	16:27:11.240
4 -	56.245	1.086	77.31	16:28:07.485
5 -	55.714	0.555	78.05	16:29:03.199
6 -	55.919	0.760	77.76	16:29:59.118
7 -	55.815	0.656	77.91	16:30:54.933
8 -	55.908	0.749	77.78	16:31:50.841
9 -	55.159 (1)		78.83	16:32:46.000
10 -	55.370	0.211	78.53	16:33:41.370
11 -	56.217	1.058	77.35	16:34:37.587
12 -	56.054	0.895	77.57	16:35:33.641
13 -	55.246 (2)	0.087	78.71	16:36:28.887
14 -	55.314	0.155	78.61	16:37:24.201
15 -	55.251 (3)	0.092	78.70	16:38:19.452
16 -	55.550	0.391	78.28	16:39:15.002
17 -	1:02.733	7.574	69.31	16:40:17.735

P11 54 Andy BANHAM				
LAP	LAP TIME	DIFF	MPH	TIME OF DAY
1 -	1:06.722	12.116	65.17	16:25:19.056
2 -	56.885	2.279	76.44	16:26:15.941
3 -	56.174	1.568	77.41	16:27:12.115
4 -	57.087	2.481	76.17	16:28:09.202
5 -	55.889	1.283	77.80	16:29:05.091
6 -	55.671	1.065	78.11	16:30:00.762
7 -	55.840	1.234	77.87	16:30:56.602
8 -	54.606 (1)		79.63	16:31:51.208
9 -	55.912	1.306	77.77	16:32:47.120
10 -	54.871 (2)	0.265	79.25	16:33:41.991
11 -	56.182	1.576	77.40	16:34:38.173
12 -	56.413	1.807	77.08	16:35:34.586
13 -	55.477 (3)	0.871	78.38	16:36:30.063
14 -	56.575	1.969	76.86	16:37:26.638
15 -	56.067	1.461	77.56	16:38:22.705
16 -	57.646	3.040	75.43	16:39:20.351
17 -	58.501	3.895	74.33	16:40:18.852

P12 14 Matthew TURNER				
LAP	LAP TIME	DIFF	MPH	TIME OF DAY
1 -	1:05.938	10.657	65.94	16:25:18.272
2 -	57.136	1.855	76.10	16:26:15.408
3 -	56.456	1.175	77.02	16:27:11.864
4 -	56.436	1.155	77.05	16:28:08.300
5 -	55.963	0.682	77.70	16:29:04.263
6 -	55.954	0.673	77.71	16:30:00.217
7 -	56.345	1.064	77.17	16:30:56.562
8 -	55.963	0.682	77.70	16:31:52.525
9 -	56.899	1.618	76.42	16:32:49.424
10 -	56.727	1.446	76.65	16:33:46.151
11 -	56.142	0.861	77.45	16:34:42.293
12 -	55.919	0.638	77.76	16:35:38.212
13 -	55.281 (1)		78.66	16:36:33.493
14 -	55.887 (3)	0.606	77.81	16:37:29.380
15 -	55.824 (2)	0.543	77.89	16:38:25.204
16 -	56.836	1.555	76.51	16:39:22.040
17 -	1:05.397	10.116	66.49	16:40:27.437

Weather / Track : Sunny / Dry

Brands Hatch Indy
Circuit Length = 1.2079 miles
Start: 16:24 Flag 16:39 End: 16:41

QMN Saloon Championship & Cannon Motorsparses Tintops T1, & T4

RACE 19 - LAP ANALYSIS

DIFF = Difference To Personal Best Lap

P13 7 Glen ROSSITER				
LAP	LAP TIME	DIFF	MPH	TIME OF DAY
1 -	1:07.687	12.602	64.24	16:25:20.021
2 -	58.434	3.349	74.41	16:26:18.455
3 -	57.133	2.048	76.11	16:27:15.588
4 -	55.741	0.656	78.01	16:28:11.329
5 -	55.479	0.394	78.38	16:29:06.808
6 -	55.396 (3)	0.311	78.50	16:30:02.204
7 -	55.719	0.634	78.04	16:30:57.923
8 -	55.291 (2)	0.206	78.64	16:31:53.214
9 -	56.778	1.693	76.58	16:32:49.992
10 -	56.841	1.756	76.50	16:33:46.833
11 -	56.155	1.070	77.43	16:34:42.988
12 -	56.216	1.131	77.35	16:35:39.204
13 -	55.085 (1)		78.94	16:36:34.289
14 -	55.600	0.515	78.21	16:37:29.889
15 -	56.322	1.237	77.20	16:38:26.211
16 -	56.177	1.092	77.40	16:39:22.388
17 -	1:08.426	13.341	63.55	16:40:30.814

P14 72 Tom BRIDGER				
LAP	LAP TIME	DIFF	MPH	TIME OF DAY
1 -	1:08.435	12.590	63.54	16:25:20.769
2 -	56.619	0.774	76.80	16:26:17.388
3 -	56.308	0.463	77.22	16:27:13.696
4 -	56.176	0.331	77.41	16:28:09.872
5 -	55.845 (1)		77.86	16:29:05.717
6 -	56.023 (3)	0.178	77.62	16:30:01.740
7 -	56.835	0.990	76.51	16:30:58.575
8 -	56.580	0.735	76.85	16:31:55.155
9 -	58.850	3.005	73.89	16:32:54.005
10 -	58.905	3.060	73.82	16:33:52.910
11 -	57.263	1.418	75.94	16:34:50.173
12 -	57.628	1.783	75.45	16:35:47.801
13 -	57.821	1.976	75.20	16:36:45.622
14 -	58.315	2.470	74.57	16:37:43.937
15 -	57.182	1.337	76.04	16:38:41.119
16 -	56.017 (2)	0.172	77.63	16:39:37.136
17 -	1:02.639	6.794	69.42	16:40:39.775

P15 45 Martyn SCOTT				
LAP	LAP TIME	DIFF	MPH	TIME OF DAY
1 -	1:06.223	9.857	65.66	16:25:18.557
2 -	59.146	2.780	73.52	16:26:17.703
3 -	58.022	1.656	74.94	16:27:15.725
4 -	57.420	1.054	75.73	16:28:13.145
5 -	57.167	0.801	76.06	16:29:10.312
6 -	57.499	1.133	75.62	16:30:07.811
7 -	57.462	1.096	75.67	16:31:05.273
8 -	58.195	1.829	74.72	16:32:03.468
9 -	57.363	0.997	75.80	16:33:00.831
10 -	57.533	1.167	75.58	16:33:58.364
11 -	57.154	0.788	76.08	16:34:55.518
12 -	56.880 (2)	0.514	76.45	16:35:52.398
13 -	57.204	0.838	76.01	16:36:49.602
14 -	57.001 (3)	0.635	76.28	16:37:46.603
15 -	56.366 (1)		77.14	16:38:42.969
16 -	57.032	0.666	76.24	16:39:40.001
17 -	1:00.641	4.275	71.71	16:40:40.642

DIFF = Difference To Personal Best Lap

P16 66 Perry WINCH				
LAP	LAP TIME	DIFF	MPH	TIME OF DAY
1 -	1:08.389	12.077	63.58	16:25:20.723
2 -	59.035	2.723	73.66	16:26:19.758
3 -	57.537	1.225	75.57	16:27:17.295
4 -	56.389 (2)	0.077	77.11	16:28:13.684
5 -	57.514	1.202	75.60	16:29:11.198
6 -	57.178	0.866	76.05	16:30:08.376
7 -	57.112	0.800	76.14	16:31:05.488
8 -	58.644	2.332	74.15	16:32:04.132
9 -	57.244	0.932	75.96	16:33:01.376
10 -	58.192	1.880	74.72	16:33:59.568
11 -	56.458	0.146	77.02	16:34:56.026
12 -	56.779	0.467	76.58	16:35:52.805
13 -	58.231	1.919	74.67	16:36:51.036
14 -	56.446 (3)	0.134	77.04	16:37:47.482
15 -	56.312 (1)		77.22	16:38:43.794
16 -	56.703	0.391	76.69	16:39:40.497
17 -	1:00.874	4.562	71.43	16:40:41.371

P17 51 Lewis TURNER				
LAP	LAP TIME	DIFF	MPH	TIME OF DAY
1 -	1:08.815	9.827	63.19	16:25:21.149
2 -	59.624	0.636	72.93	16:26:20.773
3 -	59.355	0.367	73.26	16:27:20.128
4 -	59.209 (3)	0.221	73.44	16:28:19.337
5 -	59.521	0.533	73.05	16:29:18.858
6 -	59.187 (2)	0.199	73.47	16:30:18.045
7 -	59.850	0.862	72.65	16:31:17.895
8 -	58.988 (1)		73.72	16:32:16.883
9 -	59.547	0.559	73.02	16:33:16.430
10 -	59.402	0.414	73.20	16:34:15.832
11 -	59.873	0.885	72.63	16:35:15.705
12 -	59.809	0.821	72.70	16:36:15.514
13 -	1:01.041	2.053	71.24	16:37:16.555
14 -	59.683	0.695	72.86	16:38:16.238
15 -	1:00.774	1.786	71.55	16:39:17.012
16 -	59.825	0.837	72.68	16:40:16.837

P18 93 Gary COLE				
LAP	LAP TIME	DIFF	MPH	TIME OF DAY
1 -	1:07.496	8.213	64.42	16:25:19.830
2 -	1:00.183	0.900	72.25	16:26:20.013
3 -	59.860	0.577	72.64	16:27:19.873
4 -	59.991	0.708	72.48	16:28:19.864
5 -	1:00.016	0.733	72.45	16:29:19.880
6 -	1:00.321	1.038	72.09	16:30:20.201
7 -	59.809	0.526	72.70	16:31:20.010
8 -	1:00.122	0.839	72.32	16:32:20.132
9 -	59.495 (3)	0.212	73.09	16:33:19.627
10 -	1:00.060	0.777	72.40	16:34:19.687
11 -	59.283 (1)		73.35	16:35:18.970
12 -	59.764	0.481	72.76	16:36:18.734
13 -	59.949	0.666	72.53	16:37:18.683
14 -	1:00.115	0.832	72.33	16:38:18.798
15 -	59.334 (2)	0.051	73.29	16:39:18.132
16 -	1:00.179	0.896	72.26	16:40:18.311

P19 80 Neal GARDINER				
LAP	LAP TIME	DIFF	MPH	TIME OF DAY
1 -	1:11.504	12.276	60.81	16:25:23.838

Weather / Track : Sunny / Dry

Brands Hatch Indy
Circuit Length = 1.2079 miles
Start: 16:24 Flag 16:39 End: 16:41

QMN Saloon Championship & Cannon Motorsparses Tintops T1, & T4

RACE 19 - LAP ANALYSIS

DIFF = Difference To Personal Best Lap

2 -	1:00.366	1.138	72.03	16:26:24.204
3 -	59.941	0.713	72.54	16:27:24.145
4 -	1:00.502	1.274	71.87	16:28:24.647
5 -	1:00.096	0.868	72.36	16:29:24.743
6 -	1:00.791	1.563	71.53	16:30:25.534
7 -	59.375 (3)	0.147	73.23	16:31:24.909
8 -	59.456	0.228	73.13	16:32:24.365
9 -	59.228 (1)		73.42	16:33:23.593
10 -	1:00.240	1.012	72.18	16:34:23.833
11 -	59.264 (2)	0.036	73.37	16:35:23.097
12 -	1:00.955	1.727	71.34	16:36:24.052
13 -	1:00.294	1.066	72.12	16:37:24.346
14 -	1:00.395	1.167	72.00	16:38:24.741
15 -	1:00.125	0.897	72.32	16:39:24.866
16 -	1:04.790	5.562	67.11	16:40:29.656

P20 41 Robert TAYLOR

LAP	LAP TIME	DIFF	MPH	TIME OF DAY
1 -	1:10.380	10.439	61.78	16:25:22.714
2 -	1:00.699	0.758	71.64	16:26:23.413
3 -	1:00.716	0.775	71.62	16:27:24.129
4 -	1:00.410	0.469	71.98	16:28:24.539
5 -	1:00.074 (2)	0.133	72.38	16:29:24.613
6 -	1:00.468	0.527	71.91	16:30:25.081
7 -	59.941 (1)		72.54	16:31:25.022
8 -	1:00.454	0.513	71.93	16:32:25.476
9 -	1:00.247 (3)	0.306	72.17	16:33:25.723
10 -	1:00.266	0.325	72.15	16:34:25.989
11 -	1:01.158	1.217	71.10	16:35:27.147
12 -	1:01.163	1.222	71.09	16:36:28.310
13 -	1:01.002	1.061	71.28	16:37:29.312
14 -	1:00.343	0.402	72.06	16:38:29.655
15 -	1:01.094	1.153	71.17	16:39:30.749
16 -	1:01.141	1.200	71.12	16:40:31.890

P21 27 Dominic RYAN

LAP	LAP TIME	DIFF	MPH	TIME OF DAY
1 -	1:11.681	12.029	60.66	16:25:24.015
2 -	1:00.893	1.241	71.41	16:26:24.908
3 -	1:00.169 (3)	0.517	72.27	16:27:25.077
4 -	1:00.312	0.660	72.10	16:28:25.389
5 -	59.821 (2)	0.169	72.69	16:29:25.210
6 -	1:00.947	1.295	71.35	16:30:26.157
7 -	1:00.298	0.646	72.11	16:31:26.455
8 -	1:00.387	0.735	72.01	16:32:26.842
9 -	1:01.154	1.502	71.10	16:33:27.996
10 -	1:00.556	0.904	71.81	16:34:28.552
11 -	1:00.389	0.737	72.00	16:35:28.941
12 -	1:00.380	0.728	72.02	16:36:29.321
13 -	1:00.933	1.281	71.36	16:37:30.254
14 -	59.652 (1)		72.89	16:38:29.906
15 -	1:01.081	1.429	71.19	16:39:30.987
16 -	1:02.996	3.344	69.02	16:40:33.983

P22 74 Sean FAIRWEATHER

LAP	LAP TIME	DIFF	MPH	TIME OF DAY
1 -	1:10.579	13.335	61.61	16:25:22.913
2 -	1:00.118	2.874	72.33	16:26:23.031
3 -	58.416	1.172	74.44	16:27:21.447
4 -	58.149 (2)	0.905	74.78	16:28:19.596
5 -	58.179 (3)	0.935	74.74	16:29:17.775
6 -	58.502	1.258	74.33	16:30:16.277

DIFF = Difference To Personal Best Lap

7 -	57.244 (1)		75.96	16:31:13.521
8 -	58.386	1.142	74.48	16:32:11.907
9 -	59.229	1.985	73.42	16:33:11.136
10 -	58.593	1.349	74.21	16:34:09.729
11 -	1:03.210	5.966	68.79	16:35:12.939
12 -	1:07.541	10.297	64.38	16:36:20.480
13 -	1:04.272	7.028	67.65	16:37:24.752
14 -	1:05.852	8.608	66.03	16:38:30.604
15 -	1:05.044	7.800	66.85	16:39:35.648
16 -	1:07.857	10.613	64.08	16:40:43.505

P23 50 Kieron LEHANE

LAP	LAP TIME	DIFF	MPH	TIME OF DAY
1 -	1:12.844	9.334	59.69	16:25:25.178
2 -	1:03.783	0.273	68.17	16:26:28.961
3 -	1:03.510 (1)		68.47	16:27:32.471
4 -	1:04.037	0.527	67.90	16:28:36.508
5 -	1:03.534 (2)	0.024	68.44	16:29:40.042
6 -	1:04.773	1.263	67.13	16:30:44.815
7 -	1:05.061	1.551	66.83	16:31:49.876
8 -	1:06.971	3.461	64.93	16:32:56.847
9 -	1:04.016	0.506	67.92	16:34:00.863
10 -	1:04.071	0.561	67.87	16:35:04.934
11 -	1:04.443	0.933	67.47	16:36:09.377
12 -	1:05.299	1.789	66.59	16:37:14.676
13 -	1:04.529	1.019	67.38	16:38:19.205
14 -	1:03.650 (3)	0.140	68.32	16:39:22.855
15 -	1:06.513	3.003	65.37	16:40:29.368

P24 21 Joshua DARTON

LAP	LAP TIME	DIFF	MPH	TIME OF DAY
1 -	1:13.958	10.386	58.79	16:25:26.292
2 -	1:03.828 (2)	0.256	68.13	16:26:30.120
3 -	1:03.572 (1)		68.40	16:27:33.692
4 -	1:04.826 (3)	1.254	67.08	16:28:38.518
5 -	1:12.575	9.003	59.91	16:29:51.093
6 -	1:11.698	8.126	60.65	16:31:02.791
7 -	1:08.416	4.844	63.56	16:32:11.207
8 -	1:07.073	3.501	64.83	16:33:18.280
9 -	1:11.640	8.068	60.70	16:34:29.920
10 -	1:14.469	10.897	58.39	16:35:44.389
11 -	1:08.431	4.859	63.54	16:36:52.820
12 -	1:07.048	3.476	64.85	16:37:59.868
13 -	1:10.119	6.547	62.01	16:39:09.987
14 -	1:09.177	5.605	62.86	16:40:19.164

P25 52 Rick MAY

LAP	LAP TIME	DIFF	MPH	TIME OF DAY
1 -	57.704	6.841	75.35	16:25:10.038
2 -	52.950	2.087	82.12	16:26:02.988
3 -	52.360	1.497	83.05	16:26:55.348
4 -	51.892	1.029	83.80	16:27:47.240
5 -	51.028	0.165	85.21	16:28:38.268
6 -	51.138	0.275	85.03	16:29:29.406
7 -	52.800	1.937	82.35	16:30:22.206
8 -	51.560	0.697	84.34	16:31:13.766
9 -	51.491	0.628	84.45	16:32:05.257
10 -	51.712	0.849	84.09	16:32:56.969
11 -	50.992 (2)	0.129	85.28	16:33:47.961
12 -	51.582	0.719	84.30	16:34:39.543
13 -	51.959	1.096	83.69	16:35:31.502
14 -	51.088	0.225	85.11	16:36:22.590

Weather / Track : Sunny / Dry

Brands Hatch Indy

Circuit Length = 1.2079 miles

Start: 16:24 Flag 16:39 End: 16:41

QMN Saloon Championship & Cannon Motorsparses Tintops T1, & T4

RACE 19 - LAP ANALYSIS

DIFF = Difference To Personal Best Lap

15 -	52.035	1.172	83.57	16:37:14.625
16 -	50.863 (1)		85.49	16:38:05.488
17 -	51.015 (3)	0.152	85.24	16:38:56.503

P26 26 Bill RICHARDS				
LAP	LAP TIME	DIFF	MPH	TIME OF DAY
1 -	1:01.301	6.066	70.93	16:25:13.635
2 -	55.235 (1)		78.72	16:26:08.870
3 -	56.477	1.242	76.99	16:27:05.347
4 -	55.264 (2)	0.029	78.68	16:28:00.611
5 -	56.412 (3)	1.177	77.08	16:28:57.023

QMN Saloon Championship & Cannon Motorsparses Tintops T1, & T4

RACE 19 - POSITION CHART

No	Name	Lap																		
		Pos	1	2	3	4	5	6	7	8	9	10	11	12	13	14	15	16	17	18
44	BIRLEY	1	44	44	44	44	44	44	83	83	83	83	83	83	44	44	44	44	44	44
83	GENT	2	83	83	83	83	83	83	44	44	44	44	44	44	83	83	83	83	83	83
52	MAY	3	52	52	52	52	52	52	52	52	52	52	52	52	52	52	52	52	52	36
36	EVE	4	36	36	36	36	36	36	36	36	36	36	36	36	36	36	36	36	36	36
30	BUTLER	5	30	30	30	30	30	30	30	30	30	30	30	30	30	30	30	30	30	30
70	FRANCIS	6	70	70	70	70	70	70	70	70	70	70	70	70	70	70	70	70	70	70
26	RICHARDS	7	26	57	57	57	26	57	62	62	62	62	62	62	62	62	62	62	62	62
57	PAXMAN	8	57	26	26	26	57	62	98	98	98	98	98	98	98	98	98	98	98	98
62	PHILLIPS	9	62	62	62	62	62	98	57	57	57	57	57	57	57	57	57	57	57	57
34	DANN	10	34	34	98	98	98	34	34	34	34	34	34	34	34	34	34	34	34	34
98	CHARLTON	11	98	98	34	34	34	87	87	87	87	87	87	87	87	87	87	87	87	87
87	RICHARDSON	12	87	87	87	87	87	14	14	54	54	54	54	54	54	54	54	54	54	54
45	SCOTT	13	14	14	14	14	14	54	54	14	14	14	14	14	14	14	14	14	14	14
14	TURNER	14	45	54	54	54	54	72	7	7	7	7	7	7	7	7	7	7	7	7
74	FAIRWEATHER	15	54	72	72	72	72	7	72	72	72	72	72	72	72	72	72	72	72	72
66	WINCH	16	93	45	7	7	7	45	45	45	45	45	45	45	45	45	45	45	45	45
93	COLE	17	7	7	45	45	45	66	66	66	66	66	66	66	66	66	66	66	66	66
54	BANHAM	18	66	66	66	66	66	74	74	74	74	74	74	74	51	51	51	51	51	51
7	ROSSITER	19	72	93	93	51	74	51	51	51	51	51	51	51	93	93	93	93	93	93
72	BRIDGER	20	51	51	51	74	51	93	93	93	93	93	93	93	74	80	80	80	80	80
80	GARDINER	21	41	74	74	93	93	41	80	80	80	80	80	80	74	41	41	41	41	41
41	TAYLOR	22	74	41	41	41	41	80	41	41	41	41	41	41	41	27	27	27	27	27
27	RYAN	23	80	80	80	80	80	27	27	27	27	27	27	27	27	74	74	74	74	74
50	LEHANE	24	27	27	27	27	27	50	50	50	50	50	50	50	50	50	50	50	50	50
21	DARTON	25	50	50	50	50	50	21	21	21	21	21	21	21	21	21	21	21	21	21
51	TURNER	26	21	21	21	21	21													

Weather / Track : Sunny / Dry

Results can be found at www.tsl-timing.com

Brands Hatch Indy
 Circuit Length = 1.2079 miles
 Start: 16:24 Flag 16:39 End: 16:41

Printed - 16:43 Sunday, 13 April 2014