



# SEVENESQUE SERIES

**Brands Hatch Indy**

**26<sup>th</sup> & 27<sup>th</sup> July 2014**



**Results Provided by Timing Solutions Ltd**  
[www.tsl-timing.com](http://www.tsl-timing.com)

## Sevenesque Series

### QUALIFYING - RACE 6 - CLASSIFICATION

POS	NO	CL	PIC NAME	ENTRY	TIME	ON	LAPS	GAP	DIFF	MPH
1	74	5	1 Tony BENNETT	Caterham R300	50.297	12	14			86.45
2	49	5	2 Ian CONIBEAR	Caterham 7	50.801	14	17	0.504	0.504	85.60
3	7	5	3 Stephen GARNER	Westfield MEGABUSA	51.634	13	14	1.337	0.833	84.21
4	9	4	1 Bruce WILSON	Caterham CSR Superlight	52.345	16	16	2.048	0.711	83.07
5	10	4	2 Peter HARGROVES	Caterham SLR	53.275	16	16	2.978	0.930	81.62
6	68	2	1 Mick GRANT	Tiger R6	53.421	5	16	3.124	0.146	81.40
7	24	2	2 Alastair HEYS	Westfield MEGABUSA	54.329	13	16	4.032	0.908	80.04

Weather / Track : Bright / Dry

These results are provisional until the conclusion of any judicial and technical matters.

Brands Hatch Indy

Circuit Length = 1.2079 miles

Start: 12:20 Flag 12:35 End: 12:36

Clerk Of Course :

Timekeeper :

## Sevensesque Series

### QUALIFYING - RACE 6 - LAP ANALYSIS

DIFF = Difference To Personal Best Lap

P1 74 Tony BENNETT				
LAP	LAP TIME	DIFF	MPH	TIME OF DAY
1 -	1:00.832	10.535	71.48	12:21:11.861
2 -	53.677	3.380	81.01	12:22:05.538
3 -	51.781	1.484	83.98	12:22:57.319
4 -	52.390	2.093	83.00	12:23:49.709
5 -	51.189	0.892	84.95	12:24:40.898
6 -	51.012	0.715	85.24	12:25:31.910
7 -	50.942	0.645	85.36	12:26:22.852
8 -	2:16.482 P	1:26.185	31.86	12:28:39.334
9 -	56.594	6.297	76.83	12:29:35.928
10 -	51.303	1.006	84.76	12:30:27.231
11 -	50.622 (2)	0.325	85.90	12:31:17.853
12 -	<b>50.297 (1)</b>		<b>86.45</b>	<b>12:32:08.150</b>
13 -	52.817	2.520	82.33	12:33:00.967
14 -	50.629 (3)	0.332	85.89	12:33:51.596

P2 49 Ian CONIBEAR				
LAP	LAP TIME	DIFF	MPH	TIME OF DAY
1 -	1:03.250	12.449	68.75	12:21:19.288
2 -	55.915	5.114	77.77	12:22:15.203
3 -	55.527	4.726	78.31	12:23:10.730
4 -	52.268	1.467	83.19	12:24:02.998
5 -	52.117	1.316	83.43	12:24:55.115
6 -	51.766	0.965	84.00	12:25:46.881
7 -	52.020	1.219	83.59	12:26:38.901
8 -	51.794	0.993	83.95	12:27:30.695
9 -	51.180 (3)	0.379	84.96	12:28:21.875
10 -	51.204	0.403	84.92	12:29:13.079
11 -	56.791	5.990	76.57	12:30:09.870
12 -	54.853	4.052	79.27	12:31:04.723
13 -	51.277	0.476	84.80	12:31:56.000
14 -	<b>50.801 (1)</b>		<b>85.60</b>	<b>12:32:46.801</b>
15 -	55.508	4.707	78.34	12:33:42.309
16 -	50.886 (2)	0.085	85.45	12:34:33.195
17 -	59.160	8.359	73.50	12:35:32.355

P3 7 Stephen GARNER				
LAP	LAP TIME	DIFF	MPH	TIME OF DAY
1 -	1:10.154	18.520	61.98	12:21:20.332
2 -	1:05.830	14.196	66.05	12:22:26.162
3 -	2:39.894 P	1:48.260	27.19	12:25:06.056
4 -	55.316	3.682	78.61	12:26:01.372
5 -	52.694	1.060	82.52	12:26:54.066
6 -	52.304	0.670	83.14	12:27:46.370
7 -	52.829	1.195	82.31	12:28:39.199
8 -	52.026 (2)	0.392	83.58	12:29:31.225
9 -	52.173	0.539	83.34	12:30:23.398
10 -	52.112	0.478	83.44	12:31:15.510
11 -	54.255	2.621	80.15	12:32:09.765
12 -	52.281	0.647	83.17	12:33:02.046
13 -	<b>51.634 (1)</b>		<b>84.21</b>	<b>12:33:53.680</b>
14 -	52.055 (3)	0.421	83.53	12:34:45.735

P4 9 Bruce WILSON				
LAP	LAP TIME	DIFF	MPH	TIME OF DAY
1 -	1:05.450	13.105	66.44	12:21:25.616
2 -	56.549	4.204	76.89	12:22:22.165
3 -	54.119	1.774	80.35	12:23:16.284
4 -	53.806	1.461	80.82	12:24:10.090
5 -	53.200	0.855	81.74	12:25:03.290

DIFF = Difference To Personal Best Lap

6 -	53.447	1.102	81.36	12:25:56.737
7 -	54.132	1.787	80.33	12:26:50.869
8 -	52.714	0.369	82.49	12:27:43.583
9 -	52.839	0.494	82.29	12:28:36.422
10 -	52.713 (3)	0.368	82.49	12:29:29.135
11 -	52.821	0.476	82.32	12:30:21.956
12 -	52.684 (2)	0.339	82.54	12:31:14.640
13 -	52.734	0.389	82.46	12:32:07.374
14 -	55.299	2.954	78.63	12:33:02.673
15 -	52.765	0.420	82.41	12:33:55.438
16 -	<b>52.345 (1)</b>		<b>83.07</b>	<b>12:34:47.783</b>

P5 10 Peter HARGROVES				
LAP	LAP TIME	DIFF	MPH	TIME OF DAY
1 -	1:05.859	12.584	66.02	12:21:19.665
2 -	56.834	3.559	76.51	12:22:16.499
3 -	55.926	2.651	77.75	12:23:12.425
4 -	54.737	1.462	79.44	12:24:07.162
5 -	54.861	1.586	79.26	12:25:02.023
6 -	54.488	1.213	79.80	12:25:56.511
7 -	55.184	1.909	78.80	12:26:51.695
8 -	54.224	0.949	80.19	12:27:45.919
9 -	54.254	0.979	80.15	12:28:40.173
10 -	53.329 (2)	0.054	81.54	12:29:33.502
11 -	54.032	0.757	80.48	12:30:27.534
12 -	54.004	0.729	80.52	12:31:21.538
13 -	53.755	0.480	80.89	12:32:15.293
14 -	53.779	0.504	80.86	12:33:09.072
15 -	53.751 (3)	0.476	80.90	12:34:02.823
16 -	<b>53.275 (1)</b>		<b>81.62</b>	<b>12:34:56.098</b>

P6 68 Mick GRANT				
LAP	LAP TIME	DIFF	MPH	TIME OF DAY
1 -	1:03.651	10.230	68.31	12:21:20.598
2 -	57.870	4.449	75.14	12:22:18.468
3 -	55.649	2.228	78.14	12:23:14.117
4 -	54.690	1.269	79.51	12:24:08.807
5 -	<b>53.421 (1)</b>		<b>81.40</b>	<b>12:25:02.228</b>
6 -	53.996 (3)	0.575	80.53	12:25:56.224
7 -	55.108	1.687	78.91	12:26:51.332
8 -	55.114	1.693	78.90	12:27:46.446
9 -	55.349	1.928	78.56	12:28:41.795
10 -	54.207	0.786	80.22	12:29:36.002
11 -	55.132	1.711	78.87	12:30:31.134
12 -	53.837 (2)	0.416	80.77	12:31:24.971
13 -	54.937	1.516	79.15	12:32:19.908
14 -	54.678	1.257	79.53	12:33:14.586
15 -	54.421	1.000	79.90	12:34:09.007
16 -	54.359	0.938	79.99	12:35:03.366

P7 24 Alastair HEYS				
LAP	LAP TIME	DIFF	MPH	TIME OF DAY
1 -	1:08.628	14.299	63.36	12:21:21.739
2 -	1:02.449	8.120	69.63	12:22:24.188
3 -	56.230	1.901	77.33	12:23:20.418
4 -	55.878	1.549	77.82	12:24:16.296
5 -	55.869	1.540	77.83	12:25:12.165
6 -	56.350	2.021	77.17	12:26:08.515
7 -	55.626	1.297	78.17	12:27:04.141
8 -	54.915	0.586	79.18	12:27:59.056
9 -	54.517 (2)	0.188	79.76	12:28:53.573
10 -	1:01.691	7.362	70.49	12:29:55.264

Weather / Track : Bright / Dry

Brands Hatch Indy  
Circuit Length = 1.2079 miles  
Start: 12:20 Flag 12:35 End: 12:36

## Sevenesque Series

### QUALIFYING - RACE 6 - LAP ANALYSIS

DIFF = Difference To Personal Best Lap


11 -	54.752 (3)	0.423	79.42	12:30:50.016
12 -	54.914	0.585	79.18	12:31:44.930
<b>13 -</b>	<b>54.329 (1)</b>		<b>80.04</b>	<b>12:32:39.259</b>
14 -	54.764	0.435	79.40	12:33:34.023
15 -	57.576	3.247	75.52	12:34:31.599
16 -	1:05.620	11.291	66.26	12:35:37.219

# Sevensque Series

## RACE 6 - GRID

ROW 4	7	54.329 <b>24</b> Alastair HEYS		
ROW 3	5	53.275 <b>10</b> Peter HARGROVES	6	53.421 <b>68</b> Mick GRANT
ROW 2	3	51.634 <b>7</b> Stephen GARNER	4	52.345 <b>9</b> Bruce WILSON
ROW 1	1	50.297 <b>74</b> Tony BENNETT	2	50.801 <b>49</b> Ian CONIBEAR

**Pole**



Brands Hatch Indy  
Circuit Length = 1.2079 miles

**These results are provisional until the conclusion of any judicial and technical matters.**

Clerk Of Course :

Timekeeper :

## Sevenesque Series

### RACE 6 - CLASSIFICATION

POS	NO	CL	PIC NAME	ENTRY	LAPS	TIME	GAP	DIFF	MPH	BEST	ON
1	74	5	1 Tony BENNETT	Caterham R300	18	15:29.175			84.24	50.671	13
2	49	5	2 Ian CONIBEAR	Caterham 7	18	15:37.918	8.743	8.743	83.45	50.777	5
3	7	5	3 Stephen GARNER	Westfield MEGABUSA	18	15:59.100	29.925	21.182	81.61	52.377	11
4	9	4	1 Bruce WILSON	Caterham CSR Superlight	18	16:09.707	40.532	10.607	80.72	52.709	12
5	10	4	2 Peter HARGROVES	Caterham SLR	18	16:11.057	41.882	1.350	80.60	53.087	17
6	68	2	1 Mick GRANT	Tiger R6	18	16:12.749	43.574	1.692	80.46	52.958	4
7	24	2	2 Alastair HEYS	Westfield MEGABUSA	17	15:39.604	1 Lap	1 Lap	78.67	53.914	6

#### FASTEST LAP

74	5	Tony BENNETT	Caterham R300	13	50.671	85.82 mph	138.11 kph
9	4	Bruce WILSON	Caterham CSR Superlight	12	52.709	82.50 mph	132.77 kph
68	2	Mick GRANT	Tiger R6	4	52.958	82.11 mph	132.15 kph

Weather / Track : Bright / Dry

These results are provisional until the conclusion of any judicial and technical matters.

Brands Hatch Indy

Circuit Length = 1.2079 miles

Start: 17:44 Flag 17:59 End: 18:00

Clerk Of Course :

Timekeeper :

# Sevenesque Series

## RACE 6 - LAP CHART

LAP 1 @ 17:45:00.300			LAP 2 @ 17:45:51.581			LAP 3 @ 17:46:42.793			LAP 4 @ 17:47:33.816			LAP 5 @ 17:48:25.157		
NO	BEHIND	LAP TIME	NO	BEHIND	LAP TIME	NO	BEHIND	LAP TIME	NO	BEHIND	LAP TIME	NO	BEHIND	LAP TIME
<b>49</b>		56.892	<b>74</b>		51.176	<b>74</b>		51.212	<b>74</b>		51.023	<b>74</b>		51.341
<b>74</b>	0.105	56.997	<b>49</b>	0.117	51.398	<b>49</b>	0.546	51.641	<b>49</b>	0.663	51.140	<b>49</b>	0.099	50.777
<b>7</b>	1.750	58.642	<b>7</b>	3.341	52.872	<b>7</b>	4.657	52.528	<b>7</b>	6.159	52.525	<b>7</b>	7.691	52.873
<b>9</b>	3.198	1:00.090	<b>10</b>	5.821	53.321	<b>10</b>	7.907	53.298	<b>10</b>	9.993	53.109	<b>10</b>	12.105	53.453
<b>10</b>	3.781	1:00.673	<b>68</b>	6.803	53.932	<b>68</b>	8.794	53.203	<b>68</b>	10.729	52.958	<b>68</b>	12.495	53.107
<b>68</b>	4.152	1:01.044	<b>9</b>	7.498	55.581	<b>9</b>	10.301	54.015	<b>9</b>	13.103	53.825	<b>9</b>	15.632	53.870
<b>24</b>	4.166	1:01.058	<b>24</b>	7.512	54.627	<b>24</b>	11.169	54.869	<b>24</b>	14.182	54.036	<b>24</b>	16.989	54.148

Weather / Track : Bright / Dry

Results can be found at [www.tsl-timing.com](http://www.tsl-timing.com)

Page 1 of 4

Brands Hatch Indy  
Circuit Length = 1.2079 miles  
Start: 17:44 Flag 17:59 End: 18:00

Printed - 18:01 Saturday, 26 July 2014

# Sevensque Series

## RACE 6 - LAP CHART

LAP 6 @ 17:49:16.524			LAP 7 @ 17:50:08.084			LAP 8 @ 17:50:59.808			LAP 9 @ 17:51:51.747			LAP 10 @ 17:52:43.283		
NO	BEHIND	LAP TIME	NO	BEHIND	LAP TIME	NO	BEHIND	LAP TIME	NO	BEHIND	LAP TIME	NO	BEHIND	LAP TIME
74		51.367	74		51.560	74		51.724	74		51.939	74		51.536
49	2.120	53.388	49	2.712	52.152	49	2.204	51.216	49	1.116	50.851	49	0.458	50.878
7	9.376	53.052	7	11.187	53.371	7	12.195	52.732	7	12.793	52.537	7	13.941	52.684
10	14.065	53.327	68	16.867	54.164	68	18.414	53.271	68	20.135	53.660	68	21.954	53.355
68	14.263	53.135	10	17.114	54.609	10	18.750	53.360	10	20.306	53.495	10	22.420	53.650
9	17.608	53.343	9	19.418	53.370	9	20.903	53.209	9	22.403	53.439	9	24.422	53.555
24	19.536	53.914	24	23.025	55.049	24	26.608	55.307	24	30.580	55.911	24	33.849	54.805

Weather / Track : Bright / Dry

Results can be found at [www.tsl-timing.com](http://www.tsl-timing.com)

Page 2 of 4

Brands Hatch Indy  
Circuit Length = 1.2079 miles  
Start: 17:44 Flag 17:59 End: 18:00

Printed - 18:01 Saturday, 26 July 2014



# Sevenesque Series

## RACE 6 - LAP CHART

LAP 11 @ 17:53:34.444			LAP 12 @ 17:54:25.329			LAP 13 @ 17:55:16.000			LAP 14 @ 17:56:07.084			LAP 15 @ 17:56:58.276		
NO	BEHIND	LAP TIME	NO	BEHIND	LAP TIME	NO	BEHIND	LAP TIME	NO	BEHIND	LAP TIME	NO	BEHIND	LAP TIME
74		51.161	74		50.885	74		50.671	74		51.084	74		51.192
49	0.201	50.904	49	0.294	50.978	49	0.578	50.955	49	0.735	51.241	49	0.712	51.169
7	15.157	52.377	7	18.994	54.722	7	20.938	52.615	7	25.165	55.311	7	26.438	52.465
68	24.199	53.406	68	27.260	53.946	68	30.758	54.169	68	33.071	53.397	68	35.290	53.411
10	24.373	53.114	10	27.471	53.983	10	31.107	54.307	10	33.355	53.332	9	35.433	53.112
9	26.410	53.149	9	28.234	52.709	9	31.118	53.555	9	33.513	53.479	10	35.911	53.748
24	37.591	54.903	24	41.700	54.994	24	45.699	54.670	24	49.459	54.844			

Weather / Track : Bright / Dry

Results can be found at [www.tsl-timing.com](http://www.tsl-timing.com)

Page 3 of 4

Brands Hatch Indy  
Circuit Length = 1.2079 miles  
Start: 17:44 Flag 17:59 End: 18:00

Printed - 18:01 Saturday, 26 July 2014

## Sevenesque Series

### RACE 6 - LAP CHART

LAP 16 @ 17:57:49.439			LAP 17 @ 17:58:40.664			LAP 18 @ 17:59:32.583		
NO	BEHIND	LAP TIME	NO	BEHIND	LAP TIME	NO	BEHIND	LAP TIME
74		51.163	74		51.225	74		51.919
49	0.615	51.066	49	1.825	52.435	49	8.743	58.837
24	1 Lap	56.471	24	1 Lap	54.981	24	1 Lap	55.017
7	27.677	52.402	7	28.966	52.514	7	29.925	52.878
68	37.153	53.026	68	39.413	53.485	9	40.532	53.001
9	37.430	53.160	9	39.450	53.245	10	41.882	53.822
10	38.117	53.369	10	39.979	53.087	68	43.574	56.080

Weather / Track : Bright / Dry

Results can be found at [www.tsl-timing.com](http://www.tsl-timing.com)

Page 4 of 4

Brands Hatch Indy  
Circuit Length = 1.2079 miles  
Start: 17:44 Flag 17:59 End: 18:00

Printed - 18:01 Saturday, 26 July 2014

# Sevensesque Series

## RACE 6 - LAP ANALYSIS

DIFF = Difference To Personal Best Lap

P1 74 Tony BENNETT				
LAP	LAP TIME	DIFF	MPH	TIME OF DAY
1 -	56.997	6.326	76.29	17:45:00.405
2 -	51.176	0.505	84.97	17:45:51.581
3 -	51.212	0.541	84.91	17:46:42.793
4 -	51.023 (3)	0.352	85.22	17:47:33.816
5 -	51.341	0.670	84.70	17:48:25.157
6 -	51.367	0.696	84.65	17:49:16.524
7 -	51.560	0.889	84.34	17:50:08.084
8 -	51.724	1.053	84.07	17:50:59.808
9 -	51.939	1.268	83.72	17:51:51.747
10 -	51.536	0.865	84.37	17:52:43.283
11 -	51.161	0.490	84.99	17:53:34.444
12 -	50.885 (2)	0.214	85.45	17:54:25.329
13 -	<b>50.671 (1)</b>		<b>85.82</b>	<b>17:55:16.000</b>
14 -	51.084	0.413	85.12	17:56:07.084
15 -	51.192	0.521	84.94	17:56:58.276
16 -	51.163	0.492	84.99	17:57:49.439
17 -	51.225	0.554	84.89	17:58:40.664
18 -	51.919	1.248	83.75	17:59:32.583

P2 49 Ian CONIBEAR				
LAP	LAP TIME	DIFF	MPH	TIME OF DAY
1 -	56.892	6.115	76.43	17:45:00.300
2 -	51.398	0.621	84.60	17:45:51.698
3 -	51.641	0.864	84.20	17:46:43.339
4 -	51.140	0.363	85.03	17:47:34.479
5 -	<b>50.777 (1)</b>		<b>85.64</b>	<b>17:48:25.256</b>
6 -	53.388	2.611	81.45	17:49:18.644
7 -	52.152	1.375	83.38	17:50:10.796
8 -	51.216	0.439	84.90	17:51:02.012
9 -	50.851 (2)	0.074	85.51	17:51:52.863
10 -	50.878 (3)	0.101	85.47	17:52:43.741
11 -	50.904	0.127	85.42	17:53:34.645
12 -	50.978	0.201	85.30	17:54:25.623
13 -	50.955	0.178	85.34	17:55:16.578
14 -	51.241	0.464	84.86	17:56:07.819
15 -	51.169	0.392	84.98	17:56:58.988
16 -	51.066	0.289	85.15	17:57:50.054
17 -	52.435	1.658	82.93	17:58:42.489
18 -	58.837	8.060	73.90	17:59:41.326

P3 7 Stephen GARNER				
LAP	LAP TIME	DIFF	MPH	TIME OF DAY
1 -	58.642	6.265	74.15	17:45:02.050
2 -	52.872	0.495	82.24	17:45:54.922
3 -	52.528	0.151	82.78	17:46:47.450
4 -	52.525	0.148	82.79	17:47:39.975
5 -	52.873	0.496	82.24	17:48:32.848
6 -	53.052	0.675	81.96	17:49:25.900
7 -	53.371	0.994	81.47	17:50:19.271
8 -	52.732	0.355	82.46	17:51:12.003
9 -	52.537	0.160	82.77	17:52:04.540
10 -	52.684	0.307	82.54	17:52:57.224
11 -	<b>52.377 (1)</b>		<b>83.02</b>	<b>17:53:49.601</b>
12 -	54.722	2.345	79.46	17:54:44.323
13 -	52.615	0.238	82.64	17:55:36.938
14 -	55.311	2.934	78.62	17:56:32.249
15 -	52.465 (3)	0.088	82.88	17:57:24.714
16 -	52.402 (2)	0.025	82.98	17:58:17.116
17 -	52.514	0.137	82.80	17:59:09.630
18 -	52.878	0.501	82.23	18:00:02.508

DIFF = Difference To Personal Best Lap

P4 9 Bruce WILSON				
LAP	LAP TIME	DIFF	MPH	TIME OF DAY
1 -	1:00.090	7.381	72.36	17:45:03.498
2 -	55.581	2.872	78.23	17:45:59.079
3 -	54.015	1.306	80.50	17:46:53.094
4 -	53.825	1.116	80.79	17:47:46.919
5 -	53.870	1.161	80.72	17:48:40.789
6 -	53.343	0.634	81.52	17:49:34.132
7 -	53.370	0.661	81.48	17:50:27.502
8 -	53.209	0.500	81.72	17:51:20.711
9 -	53.439	0.730	81.37	17:52:14.150
10 -	53.555	0.846	81.19	17:53:07.705
11 -	53.149	0.440	81.81	17:54:00.854
12 -	<b>52.709 (1)</b>		<b>82.50</b>	<b>17:54:53.563</b>
13 -	53.555	0.846	81.19	17:55:47.118
14 -	53.479	0.770	81.31	17:56:40.597
15 -	53.112 (3)	0.403	81.87	17:57:33.709
16 -	53.160	0.451	81.80	17:58:26.869
17 -	53.245	0.536	81.67	17:59:20.114
18 -	53.001 (2)	0.292	82.04	18:00:13.115

P5 10 Peter HARGROVES				
LAP	LAP TIME	DIFF	MPH	TIME OF DAY
1 -	1:00.673	7.586	71.67	17:45:04.081
2 -	53.321	0.234	81.55	17:45:57.402
3 -	53.298	0.211	81.59	17:46:50.700
4 -	53.109 (2)	0.022	81.88	17:47:43.809
5 -	53.453	0.366	81.35	17:48:37.262
6 -	53.327	0.240	81.54	17:49:30.589
7 -	54.609	1.522	79.63	17:50:25.198
8 -	53.360	0.273	81.49	17:51:18.558
9 -	53.495	0.408	81.28	17:52:12.053
10 -	53.650	0.563	81.05	17:53:05.703
11 -	53.114 (3)	0.027	81.87	17:53:58.817
12 -	53.983	0.896	80.55	17:54:52.800
13 -	54.307	1.220	80.07	17:55:47.107
14 -	53.332	0.245	81.53	17:56:40.439
15 -	53.748	0.661	80.90	17:57:34.187
16 -	53.369	0.282	81.48	17:58:27.556
17 -	<b>53.087 (1)</b>		<b>81.91</b>	<b>17:59:20.643</b>
18 -	53.822	0.735	80.79	18:00:14.465

P6 68 Mick GRANT				
LAP	LAP TIME	DIFF	MPH	TIME OF DAY
1 -	1:01.044	8.086	71.23	17:45:04.452
2 -	53.932	0.974	80.63	17:45:58.384
3 -	53.203	0.245	81.73	17:46:51.587
4 -	<b>52.958 (1)</b>		<b>82.11</b>	<b>17:47:44.545</b>
5 -	53.107 (3)	0.149	81.88	17:48:37.652
6 -	53.135	0.177	81.84	17:49:30.787
7 -	54.164	1.206	80.28	17:50:24.951
8 -	53.271	0.313	81.63	17:51:18.222
9 -	53.660	0.702	81.03	17:52:11.882
10 -	53.355	0.397	81.50	17:53:05.237
11 -	53.406	0.448	81.42	17:53:58.643
12 -	53.946	0.988	80.61	17:54:52.589
13 -	54.169	1.211	80.27	17:55:46.758
14 -	53.397	0.439	81.43	17:56:40.155
15 -	53.411	0.453	81.41	17:57:33.566
16 -	53.026 (2)	0.068	82.00	17:58:26.592
17 -	53.485	0.527	81.30	17:59:20.077

Weather / Track : Bright / Dry

Brands Hatch Indy  
Circuit Length = 1.2079 miles  
Start: 17:44 Flag 17:59 End: 18:00

## Sevenesque Series

### RACE 6 - LAP ANALYSIS

DIFF = Difference To Personal Best Lap

18 - 56.080 3.122 77.54 18:00:16.157

<b>P7 24 Alastair HEYS</b>				
LAP	LAP TIME	DIFF	MPH	TIME OF DAY
1 -	1:01.058	7.144	71.22	17:45:04.466
2 -	54.627	0.713	79.60	17:45:59.093
3 -	54.869	0.955	79.25	17:46:53.962
4 -	54.036 <b>(2)</b>	0.122	80.47	17:47:47.998
5 -	54.148 <b>(3)</b>	0.234	80.30	17:48:42.146
<b>6 -</b>	<b>53.914 (1)</b>		<b>80.65</b>	<b>17:49:36.060</b>
7 -	55.049	1.135	78.99	17:50:31.109
8 -	55.307	1.393	78.62	17:51:26.416
9 -	55.911	1.997	77.77	17:52:22.327
10 -	54.805	0.891	79.34	17:53:17.132
11 -	54.903	0.989	79.20	17:54:12.035
12 -	54.994	1.080	79.07	17:55:07.029
13 -	54.670	0.756	79.54	17:56:01.699
14 -	54.844	0.930	79.29	17:56:56.543
15 -	56.471	2.557	77.00	17:57:53.014
16 -	54.981	1.067	79.09	17:58:47.995
17 -	55.017	1.103	79.04	17:59:43.012

Weather / Track : Bright / Dry

Results can be found at [www.tsl-timing.com](http://www.tsl-timing.com)


Page 2 of 2

Brands Hatch Indy  
Circuit Length = 1.2079 miles  
Start: 17:44 Flag 17:59 End: 18:00

Printed - 18:01 Saturday, 26 July 2014

# Sevensque Series

## RACE 8 - GRID

ROW 4	7	24	Alastair HEYS			
ROW 3	5	10	Peter HARGROVES	6	68	Mick GRANT
ROW 2	3	7	Stephen GARNER	4	9	Bruce WILSON
ROW 1	1	74	Tony BENNETT	2	49	Ian CONIBEAR
<b>Pole</b>						
						

Brands Hatch Indy  
Circuit Length = 1.2079 miles

**These results are provisional until the conclusion of any judicial and technical matters.**

Clerk Of Course :

Timekeeper :

## Sevenesque Series

### RACE 8 - CLASSIFICATION

POS	NO	CL	PIC NAME	ENTRY	LAPS	TIME	GAP	DIFF	MPH	BEST	ON
1	74	5	1 Tony BENNETT	Caterham R300	18	15:27.878			84.35	50.885	14
2	49	5	2 Ian CONIBEAR	Caterham 7	18	15:28.040	0.162	0.162	84.34	50.871	11
3	7	5	3 Stephen GARNER	Westfield MEGABUSA	18	15:46.058	18.180	18.018	82.73	51.473	18
4	99	1	1 Paul ADAMS	Mercedes SLK	18	15:46.943	19.065	0.885	82.66	51.132	8
5	9	4	1 Bruce WILSON	Caterham CSR Superlight	18	16:00.160	32.282	13.217	81.52	52.298	13
6	93	4	2 Rod BIRLEY	Caterham 7	18	16:11.503	43.625	11.343	80.57	52.838	8
7	10	4	3 Peter HARGROVES	Caterham SLR	18	16:13.420	45.542	1.917	80.41	53.007	17
8	71	1	2 Glen ROSSITER	Renault Clio	17	15:50.090	1 Lap	1 Lap	77.80	54.747	17

#### NOT CLASSIFIED

DNF	68	2	Mick GRANT	Tiger R6	14	12:51.944	4 Laps	3 Laps	78.86	53.652	6
DNF	24	2	Alastair HEYS	Westfield MEGABUSA	5	4:46.299	13 Laps	9 Laps	75.94	54.907	3

#### FASTEST LAP

49	5		Ian CONIBEAR	Caterham 7	11	50.871		85.48 mph		137.57 kph	
99	1		Paul ADAMS	Mercedes SLK	8	51.132		85.04 mph		136.86 kph	
9	4		Bruce WILSON	Caterham CSR Superlight	13	52.298		83.15 mph		133.81 kph	
68	2		Mick GRANT	Tiger R6	6	53.652		81.05 mph		130.44 kph	

Weather / Track : Cloudy / Dry

These results are provisional until the conclusion of any judicial and technical matters.

Brands Hatch Indy

Circuit Length = 1.2079 miles

Start: 10:32 Flag 10:48 End: 10:49

Clerk Of Course :		Timekeeper :	
-------------------	--	--------------	--

# Sevenesque Series

## RACE 8 - LAP CHART

LAP 1 @ 10:33:40.715			LAP 2 @ 10:34:32.765			LAP 3 @ 10:35:24.461			LAP 4 @ 10:36:16.057			LAP 5 @ 10:37:07.164		
NO	BEHIND	LAP TIME	NO	BEHIND	LAP TIME	NO	BEHIND	LAP TIME	NO	BEHIND	LAP TIME	NO	BEHIND	LAP TIME
<b>49</b>		55.189	<b>49</b>		52.050	<b>49</b>		51.696	<b>49</b>		51.596	<b>49</b>		51.107
<b>74</b>	0.433	55.622	<b>74</b>	0.162	51.779	<b>74</b>	0.311	51.845	<b>74</b>	0.269	51.554	<b>74</b>	0.455	51.293
<b>7</b>	2.391	57.580	<b>7</b>	2.993	52.652	<b>7</b>	4.146	52.849	<b>7</b>	5.240	52.690	<b>7</b>	7.041	52.908
<b>9</b>	3.096	58.285	<b>9</b>	5.102	54.056	<b>9</b>	7.020	53.614	<b>9</b>	9.741	54.317	<b>99</b>	10.826	52.049
<b>10</b>	4.991	1:00.180	<b>99</b>	7.243	53.593	<b>99</b>	8.007	52.460	<b>99</b>	9.884	53.473	<b>9</b>	11.921	53.287
<b>99</b>	5.700	1:00.889	<b>10</b>	8.726	55.785	<b>10</b>	11.475	54.445	<b>10</b>	14.522	54.643	<b>10</b>	17.054	53.639
<b>68</b>	6.021	1:01.210	<b>93</b>	10.119	55.627	<b>93</b>	12.147	53.724	<b>93</b>	14.636	54.085	<b>93</b>	17.140	53.611
<b>24</b>	6.507	1:01.696	<b>24</b>	10.415	55.958	<b>24</b>	13.626	54.907	<b>68</b>	16.973	54.868	<b>68</b>	20.438	54.572
<b>93</b>	6.542	1:01.731	<b>68</b>	10.473	56.502	<b>68</b>	13.701	54.924	<b>24</b>	17.660	55.630	<b>71</b>	23.844	55.491
<b>71</b>	7.662	1:02.851	<b>71</b>	11.680	56.068	<b>71</b>	15.640	55.656	<b>71</b>	19.460	55.416	<b>24</b>	24.661	58.108

Weather / Track : Cloudy / Dry

Results can be found at [www.tsl-timing.com](http://www.tsl-timing.com)

Page 1 of 4

Brands Hatch Indy  
 Circuit Length = 1.2079 miles  
 Start: 10:32 Flag 10:48 End: 10:49

Printed - 10:50 Sunday, 27 July 2014

# Sevenesque Series

## RACE 8 - LAP CHART

LAP 6 @ 10:37:58.451			LAP 7 @ 10:38:49.499			LAP 8 @ 10:39:40.819			LAP 9 @ 10:40:32.297			LAP 10 @ 10:41:23.344		
NO	BEHIND	LAP TIME	NO	BEHIND	LAP TIME	NO	BEHIND	LAP TIME	NO	BEHIND	LAP TIME	NO	BEHIND	LAP TIME
49		51.287	49		51.048	49		51.320	49		51.478	49		51.047
74	0.308	51.140	74	0.326	51.066	74	0.109	51.103	74	0.108	51.477	74	0.215	51.154
7	8.252	52.498	7	9.379	52.175	7	10.397	52.338	7	11.426	52.507	7	12.790	52.411
99	11.144	51.605	99	11.568	51.472	99	11.380	51.132	99	12.201	52.299	99	13.502	52.348
9	14.057	53.423	9	16.140	53.131	9	17.829	53.009	9	19.621	53.270	9	21.510	52.936
93	19.469	53.616	93	21.687	53.266	93	23.205	52.838	93	24.800	53.073	93	26.658	52.905
10	20.345	54.578	10	22.377	53.080	10	24.102	53.045	10	26.003	53.379	10	28.309	53.353
68	22.803	53.652	68	25.835	54.080	68	28.934	54.419	68	32.984	55.528	68	36.454	54.517
71	28.146	55.589	71	32.517	55.419	71	36.691	55.494	71	40.335	55.122	71	44.205	54.917

Weather / Track : Cloudy / Dry

Results can be found at [www.tsl-timing.com](http://www.tsl-timing.com)

Page 2 of 4

Brands Hatch Indy  
Circuit Length = 1.2079 miles  
Start: 10:32 Flag 10:48 End: 10:49

Printed - 10:50 Sunday, 27 July 2014



# Sevenesque Series

## RACE 8 - LAP CHART

LAP 11 @ 10:42:14.215			LAP 12 @ 10:43:05.502			LAP 13 @ 10:43:56.537			LAP 14 @ 10:44:47.561			LAP 15 @ 10:45:38.570		
NO	BEHIND	LAP TIME	NO	BEHIND	LAP TIME	NO	BEHIND	LAP TIME	NO	BEHIND	LAP TIME	NO	BEHIND	LAP TIME
49		50.871	49		51.287	49		51.035	49		51.024	49		51.009
74	0.251	50.907	74	0.396	51.432	74	0.510	51.149	74	0.371	50.885	74	0.249	50.887
7	14.043	52.124	7	14.991	52.235	71	1 Lap	56.768	71	1 Lap	55.060	71	1 Lap	55.394
99	14.729	52.098	99	15.563	52.121	7	15.752	51.796	7	16.738	52.010	7	17.820	52.091
9	23.046	52.407	9	24.265	52.506	99	16.601	52.073	99	17.448	51.871	99	18.693	52.254
93	28.742	52.955	93	30.547	53.092	9	25.528	52.298	9	27.213	52.709	9	28.856	52.652
10	30.609	53.171	10	32.578	53.256	93	32.837	53.325	93	35.391	53.578	93	37.900	53.518
68	40.202	54.619	68	43.225	54.310	10	35.498	53.955	10	38.178	53.704	10	40.409	53.240
71	48.712	55.378				68	46.925	54.735	68	49.909	54.008			

Weather / Track : Cloudy / Dry

Results can be found at [www.tsl-timing.com](http://www.tsl-timing.com)

Page 3 of 4

Brands Hatch Indy  
Circuit Length = 1.2079 miles  
Start: 10:32 Flag 10:48 End: 10:49

Printed - 10:50 Sunday, 27 July 2014

## Sevenesque Series

### RACE 8 - LAP CHART

LAP 16 @ 10:46:30.305			LAP 17 @ 10:47:21.593			LAP 18 @ 10:48:13.404		
NO	BEHIND	LAP TIME	NO	BEHIND	LAP TIME	NO	BEHIND	LAP TIME
<b>49</b>		51.735	<b>49</b>		51.288	<b>74</b>		51.740
<b>74</b>	0.115	51.601	<b>74</b>	0.071	51.244	<b>49</b>	0.162	51.973
<b>71</b>	1 Lap	55.162	<b>7</b>	18.518	52.044	<b>7</b>	18.180	51.473
<b>7</b>	17.762	51.677	<b>99</b>	19.223	51.784	<b>99</b>	19.065	51.653
<b>99</b>	18.727	51.769	<b>71</b>	1 Lap	55.558	<b>71</b>	1 Lap	54.747
<b>9</b>	29.685	52.564	<b>9</b>	31.088	52.691	<b>9</b>	32.282	53.005
<b>93</b>	39.531	53.366	<b>93</b>	41.737	53.494	<b>93</b>	43.625	53.699
<b>10</b>	42.137	53.463	<b>10</b>	43.856	53.007	<b>10</b>	45.542	53.497

Weather / Track : Cloudy / Dry

Results can be found at [www.tsl-timing.com](http://www.tsl-timing.com)

Page 4 of 4

Brands Hatch Indy  
Circuit Length = 1.2079 miles  
Start: 10:32 Flag 10:48 End: 10:49

Printed - 10:50 Sunday, 27 July 2014

# Sevensesque Series

## RACE 8 - LAP ANALYSIS

DIFF = Difference To Personal Best Lap

P1 74 Tony BENNETT				
LAP	LAP TIME	DIFF	MPH	TIME OF DAY
1 -	55.622	4.737	78.18	10:33:41.148
2 -	51.779	0.894	83.98	10:34:32.927
3 -	51.845	0.960	83.87	10:35:24.772
4 -	51.554	0.669	84.35	10:36:16.326
5 -	51.293	0.408	84.77	10:37:07.619
6 -	51.140	0.255	85.03	10:37:58.759
7 -	51.066	0.181	85.15	10:38:49.825
8 -	51.103	0.218	85.09	10:39:40.928
9 -	51.477	0.592	84.47	10:40:32.405
10 -	51.154	0.269	85.01	10:41:23.559
11 -	50.907 (3)	0.022	85.42	10:42:14.466
12 -	51.432	0.547	84.55	10:43:05.898
13 -	51.149	0.264	85.01	10:43:57.047
14 -	<b>50.885 (1)</b>		<b>85.45</b>	<b>10:44:47.932</b>
15 -	50.887 (2)	0.002	85.45	10:45:38.819
16 -	51.601	0.716	84.27	10:46:30.420
17 -	51.244	0.359	84.86	10:47:21.664
18 -	51.740	0.855	84.04	10:48:13.404

P2 49 Ian CONIBEAR				
LAP	LAP TIME	DIFF	MPH	TIME OF DAY
1 -	55.189	4.318	78.79	10:33:40.715
2 -	52.050	1.179	83.54	10:34:32.765
3 -	51.696	0.825	84.11	10:35:24.461
4 -	51.596	0.725	84.28	10:36:16.057
5 -	51.107	0.236	85.08	10:37:07.164
6 -	51.287	0.416	84.78	10:37:58.451
7 -	51.048	0.177	85.18	10:38:49.499
8 -	51.320	0.449	84.73	10:39:40.819
9 -	51.478	0.607	84.47	10:40:32.297
10 -	51.047	0.176	85.18	10:41:23.344
11 -	<b>50.871 (1)</b>		<b>85.48</b>	<b>10:42:14.215</b>
12 -	51.287	0.416	84.78	10:43:05.502
13 -	51.035	0.164	85.20	10:43:56.537
14 -	51.024 (3)	0.153	85.22	10:44:47.561
15 -	51.009 (2)	0.138	85.25	10:45:38.570
16 -	51.735	0.864	84.05	10:46:30.305
17 -	51.288	0.417	84.78	10:47:21.593
18 -	51.973	1.102	83.67	10:48:13.566

P3 7 Stephen GARNER				
LAP	LAP TIME	DIFF	MPH	TIME OF DAY
1 -	57.580	6.107	75.52	10:33:43.106
2 -	52.652	1.179	82.59	10:34:35.758
3 -	52.849	1.376	82.28	10:35:28.607
4 -	52.690	1.217	82.53	10:36:21.297
5 -	52.908	1.435	82.19	10:37:14.205
6 -	52.498	1.025	82.83	10:38:06.703
7 -	52.175	0.702	83.34	10:38:58.878
8 -	52.338	0.865	83.08	10:39:51.216
9 -	52.507	1.034	82.81	10:40:43.723
10 -	52.411	0.938	82.97	10:41:36.134
11 -	52.124	0.651	83.42	10:42:28.258
12 -	52.235	0.762	83.25	10:43:20.493
13 -	51.796 (3)	0.323	83.95	10:44:12.289
14 -	52.010	0.537	83.61	10:45:04.299
15 -	52.091	0.618	83.48	10:45:56.390
16 -	51.677 (2)	0.204	84.14	10:46:48.067
17 -	52.044	0.571	83.55	10:47:40.111
18 -	<b>51.473 (1)</b>		<b>84.48</b>	<b>10:48:31.584</b>

DIFF = Difference To Personal Best Lap

P4 99 Paul ADAMS				
LAP	LAP TIME	DIFF	MPH	TIME OF DAY
1 -	1:00.889	9.757	71.41	10:33:46.415
2 -	53.593	2.461	81.14	10:34:40.008
3 -	52.460	1.328	82.89	10:35:32.468
4 -	53.473	2.341	81.32	10:36:25.941
5 -	52.049	0.917	83.54	10:37:17.990
6 -	51.605 (3)	0.473	84.26	10:38:09.595
7 -	51.472 (2)	0.340	84.48	10:39:01.067
8 -	<b>51.132 (1)</b>		<b>85.04</b>	<b>10:39:52.199</b>
9 -	52.299	1.167	83.14	10:40:44.498
10 -	52.348	1.216	83.07	10:41:36.846
11 -	52.098	0.966	83.46	10:42:28.944
12 -	52.121	0.989	83.43	10:43:21.065
13 -	52.073	0.941	83.50	10:44:13.138
14 -	51.871	0.739	83.83	10:45:05.009
15 -	52.254	1.122	83.22	10:45:57.263
16 -	51.769	0.637	84.00	10:46:49.032
17 -	51.784	0.652	83.97	10:47:40.816
18 -	51.653	0.521	84.18	10:48:32.469

P5 9 Bruce WILSON				
LAP	LAP TIME	DIFF	MPH	TIME OF DAY
1 -	58.285	5.987	74.60	10:33:43.811
2 -	54.056	1.758	80.44	10:34:37.867
3 -	53.614	1.316	81.10	10:35:31.481
4 -	54.317	2.019	80.05	10:36:25.798
5 -	53.287	0.989	81.60	10:37:19.085
6 -	53.423	1.125	81.39	10:38:12.508
7 -	53.131	0.833	81.84	10:39:05.639
8 -	53.009	0.711	82.03	10:39:58.648
9 -	53.270	0.972	81.63	10:40:51.918
10 -	52.936	0.638	82.14	10:41:44.854
11 -	52.407 (2)	0.109	82.97	10:42:37.261
12 -	52.506 (3)	0.208	82.82	10:43:29.767
13 -	<b>52.298 (1)</b>		<b>83.15</b>	<b>10:44:22.065</b>
14 -	52.709	0.411	82.50	10:45:14.774
15 -	52.652	0.354	82.59	10:46:07.426
16 -	52.564	0.266	82.72	10:46:59.990
17 -	52.691	0.393	82.53	10:47:52.681
18 -	53.005	0.707	82.04	10:48:45.686

P6 93 Rod BIRLEY				
LAP	LAP TIME	DIFF	MPH	TIME OF DAY
1 -	1:01.731	8.893	70.44	10:33:47.257
2 -	55.627	2.789	78.17	10:34:42.884
3 -	53.724	0.886	80.94	10:35:36.608
4 -	54.085	1.247	80.40	10:36:30.693
5 -	53.611	0.773	81.11	10:37:24.304
6 -	53.616	0.778	81.10	10:38:17.920
7 -	53.266	0.428	81.63	10:39:11.186
8 -	<b>52.838 (1)</b>		<b>82.30</b>	<b>10:40:04.024</b>
9 -	53.073	0.235	81.93	10:40:57.097
10 -	52.905 (2)	0.067	82.19	10:41:50.002
11 -	52.955 (3)	0.117	82.11	10:42:42.957
12 -	53.092	0.254	81.90	10:43:36.049
13 -	53.325	0.487	81.54	10:44:29.374
14 -	53.578	0.740	81.16	10:45:22.952
15 -	53.518	0.680	81.25	10:46:16.470
16 -	53.366	0.528	81.48	10:47:09.836
17 -	53.494	0.656	81.29	10:48:03.330

Weather / Track : Cloudy / Dry

Brands Hatch Indy  
Circuit Length = 1.2079 miles  
Start: 10:32 Flag 10:48 End: 10:49

## Sevenesque Series

### RACE 8 - LAP ANALYSIS

DIFF = Difference To Personal Best Lap

18 - 53.699 0.861 80.98 10:48:57.029

<b>P7 10 Peter HARGROVES</b>				
LAP	LAP TIME	DIFF	MPH	TIME OF DAY
1 -	1:00.180	7.173	72.25	10:33:45.706
2 -	55.785	2.778	77.95	10:34:41.491
3 -	54.445	1.438	79.87	10:35:35.936
4 -	54.643	1.636	79.58	10:36:30.579
5 -	53.639	0.632	81.07	10:37:24.218
6 -	54.578	1.571	79.67	10:38:18.796
7 -	53.080 (3)	0.073	81.92	10:39:11.876
8 -	53.045 (2)	0.038	81.97	10:40:04.921
9 -	53.379	0.372	81.46	10:40:58.300
10 -	53.353	0.346	81.50	10:41:51.653
11 -	53.171	0.164	81.78	10:42:44.824
12 -	53.256	0.249	81.65	10:43:38.080
13 -	53.955	0.948	80.59	10:44:32.035
14 -	53.704	0.697	80.97	10:45:25.739
15 -	53.240	0.233	81.67	10:46:18.979
16 -	53.463	0.456	81.33	10:47:12.442
17 -	<b>53.007 (1)</b>		<b>82.03</b>	<b>10:48:05.449</b>
18 -	53.497	0.490	81.28	10:48:58.946

<b>P8 71 Glen ROSSITER</b>				
LAP	LAP TIME	DIFF	MPH	TIME OF DAY
1 -	1:02.851	8.104	69.18	10:33:48.377
2 -	56.068	1.321	77.55	10:34:44.445
3 -	55.656	0.909	78.13	10:35:40.101
4 -	55.416	0.669	78.47	10:36:35.517
5 -	55.491	0.744	78.36	10:37:31.008
6 -	55.589	0.842	78.22	10:38:26.597
7 -	55.419	0.672	78.46	10:39:22.016
8 -	55.494	0.747	78.36	10:40:17.510
9 -	55.122	0.375	78.89	10:41:12.632
10 -	54.917 (2)	0.170	79.18	10:42:07.549
11 -	55.378	0.631	78.52	10:43:02.927
12 -	56.768	2.021	76.60	10:43:59.695
13 -	55.060 (3)	0.313	78.97	10:44:54.755
14 -	55.394	0.647	78.50	10:45:50.149
15 -	55.162	0.415	78.83	10:46:45.311
16 -	55.558	0.811	78.27	10:47:40.869
17 -	<b>54.747 (1)</b>		<b>79.43</b>	<b>10:48:35.616</b>

<b>P9 68 Mick GRANT</b>				
LAP	LAP TIME	DIFF	MPH	TIME OF DAY
1 -	1:01.210	7.558	71.04	10:33:46.736
2 -	56.502	2.850	76.96	10:34:43.238
3 -	54.924	1.272	79.17	10:35:38.162
4 -	54.868	1.216	79.25	10:36:33.030
5 -	54.572	0.920	79.68	10:37:27.602
6 -	<b>53.652 (1)</b>		<b>81.05</b>	<b>10:38:21.254</b>
7 -	54.080 (3)	0.428	80.41	10:39:15.334
8 -	54.419	0.767	79.90	10:40:09.753
9 -	55.528	1.876	78.31	10:41:05.281
10 -	54.517	0.865	79.76	10:41:59.798
11 -	54.619	0.967	79.61	10:42:54.417
12 -	54.310	0.658	80.07	10:43:48.727
13 -	54.735	1.083	79.44	10:44:43.462
14 -	54.008 (2)	0.356	80.51	10:45:37.470

DIFF = Difference To Personal Best Lap


<b>P10 24 Alastair HEYS</b>				
LAP	LAP TIME	DIFF	MPH	TIME OF DAY
1 -	1:01.696	6.789	70.48	10:33:47.222
2 -	55.958 (3)	1.051	77.71	10:34:43.180
3 -	<b>54.907 (1)</b>		<b>79.19</b>	<b>10:35:38.087</b>
4 -	55.630 (2)	0.723	78.17	10:36:33.717
5 -	58.108	3.201	74.83	10:37:31.825

Weather / Track : Cloudy / Dry

# Sevensque Series

## RACE 16 - GRID

ROW 5	9	<b>68</b> Mick GRANT	10	<b>24</b> Alastair HEYS
ROW 4	7	<b>49</b> Ian CONIBEAR	8	<b>74</b> Tony BENNETT
ROW 3	5	<b>99</b> Paul ADAMS	6	<b>7</b> Stephen GARNER
ROW 2	3	<b>93</b> Rod BIRLEY	4	<b>9</b> Bruce WILSON
ROW 1	1	<b>71</b> Glen ROSSITER <b>Pole</b>	2	<b>10</b> Peter HARGROVES



Brands Hatch Indy  
Circuit Length = 1.2079 miles

**These results are provisional until the conclusion of any judicial and technical matters.**

Clerk Of Course :

Timekeeper :

## Sevenesque Series

### RACE 16 - CLASSIFICATION

POS	NO	CL	PIC NAME	ENTRY	LAPS	TIME	GAP	DIFF	MPH	BEST	ON
1	74	5	1 Tony BENNETT	Caterham R300	18	15:36.150			83.61	50.531	2
2	49	5	2 Ian CONIBEAR	Caterham 7	18	15:39.938	3.788	3.788	83.27	50.209	11
3	7	5	3 Stephen GARNER	Westfield MEGABUSA	18	15:44.389	8.239	4.451	82.88	51.510	15
4	99	1	1 Paul ADAMS	Mercedes SLK	18	15:45.812	9.662	1.423	82.75	51.144	9
5	10	4	1 Peter HARGROVES	Caterham SLR	18	15:54.496	18.346	8.684	82.00	52.079	7
6	93	3	1 Rod BIRLEY	Caterham 7	18	15:54.976	18.826	0.480	81.96	52.113	18
7	9	4	2 Bruce WILSON	Caterham CSR Superlight	18	15:55.335	19.185	0.359	81.93	51.949	14
8	68	2	1 Mick GRANT	Tiger R6	18	16:12.304	36.154	16.969	80.50	52.738	5
9	71	1	2 Glen ROSSITER	Renault Clio	17	15:48.626	1 Lap	1 Lap	77.92	54.698	16

#### FASTEST LAP

49	5	Ian CONIBEAR	Caterham 7	11	50.209	86.61 mph	139.38 kph
99	1	Paul ADAMS	Mercedes SLK	9	51.144	85.02 mph	136.83 kph
9	4	Bruce WILSON	Caterham CSR Superlight	14	51.949	83.70 mph	134.71 kph
93	3	Rod BIRLEY	Caterham 7	18	52.113	83.44 mph	134.29 kph
68	2	Mick GRANT	Tiger R6	5	52.738	82.45 mph	132.70 kph

Weather / Track : Cloudy / Dry

These results are provisional until the conclusion of any judicial and technical matters.

Brands Hatch Indy

Circuit Length = 1.2079 miles

Start: 15:53 Flag 16:09 End: 16:10

Clerk Of Course :	Timekeeper :
-------------------	--------------

# Sevenesque Series

## RACE 16 - LAP CHART

LAP 1 @ 15:54:49.207			LAP 2 @ 15:55:40.231			LAP 3 @ 15:56:31.564			LAP 4 @ 15:57:23.016			LAP 5 @ 15:58:14.440		
NO	BEHIND	LAP TIME	NO	BEHIND	LAP TIME	NO	BEHIND	LAP TIME	NO	BEHIND	LAP TIME	NO	BEHIND	LAP TIME
<b>93</b>		57.500	<b>74</b>		50.531	<b>74</b>		51.333	<b>74</b>		51.452	<b>74</b>		51.424
<b>74</b>	0.493	57.993	<b>93</b>	2.079	53.103	<b>7</b>	3.472	52.333	<b>7</b>	4.398	52.378	<b>7</b>	5.244	52.270
<b>9</b>	0.863	58.363	<b>7</b>	2.472	52.620	<b>93</b>	3.763	53.017	<b>93</b>	4.943	52.632	<b>93</b>	6.085	52.566
<b>7</b>	0.876	58.376	<b>9</b>	3.419	53.580	<b>10</b>	5.224	52.833	<b>49</b>	6.588	52.171	<b>49</b>	6.167	51.003
<b>10</b>	0.927	58.427	<b>10</b>	3.724	53.821	<b>49</b>	5.869	51.849	<b>10</b>	6.679	52.907	<b>10</b>	8.144	52.889
<b>68</b>	1.845	59.345	<b>49</b>	5.353	54.078	<b>9</b>	5.915	53.829	<b>99</b>	7.616	51.866	<b>99</b>	8.768	52.576
<b>49</b>	2.299	59.799	<b>68</b>	5.374	54.553	<b>99</b>	7.202	53.077	<b>9</b>	8.540	54.077	<b>9</b>	10.098	52.982
<b>99</b>	2.350	59.850	<b>99</b>	5.458	54.132	<b>68</b>	7.580	53.539	<b>68</b>	9.422	53.294	<b>68</b>	10.736	52.738
<b>71</b>	5.575	1:03.075	<b>71</b>	10.292	55.741	<b>71</b>	14.440	55.481	<b>71</b>	18.303	55.315	<b>71</b>	22.242	55.363

Weather / Track : Cloudy / Dry

Results can be found at [www.tsl-timing.com](http://www.tsl-timing.com)

Page 1 of 4

Brands Hatch Indy  
 Circuit Length = 1.2079 miles  
 Start: 15:53 Flag 16:09 End: 16:10

Printed - 16:11 Sunday, 27 July 2014

# Sevensesque Series

## RACE 16 - LAP CHART

LAP 6 @ 15:59:06.424			LAP 7 @ 15:59:58.013			LAP 8 @ 16:00:49.342			LAP 9 @ 16:01:41.163			LAP 10 @ 16:02:32.720		
NO	BEHIND	LAP TIME	NO	BEHIND	LAP TIME	NO	BEHIND	LAP TIME	NO	BEHIND	LAP TIME	NO	BEHIND	LAP TIME
74		51.984	74		51.589	74		51.329	74		51.821	74		51.557
49	5.601	51.418	49	4.923	50.911	49	3.996	50.402	49	2.577	50.402	49	1.814	50.794
7	5.626	52.366	7	6.456	52.419	7	7.534	52.407	7	8.082	52.369	7	9.008	52.483
93	7.388	53.287	93	9.363	53.564	99	9.415	51.362	99	8.738	51.144	99	9.835	52.654
99	9.042	52.258	99	9.382	51.929	93	11.482	53.448	93	12.474	52.813	10	14.046	52.671
10	9.752	53.592	10	10.242	52.079	10	11.766	52.853	10	12.932	52.987	93	14.142	53.225
9	10.942	52.828	9	11.904	52.551	9	13.201	52.626	9	14.152	52.772	9	15.205	52.610
68	11.823	53.071	68	13.749	53.515	68	15.242	52.822	68	17.271	53.850	68	19.382	53.668
71	25.859	55.601	71	29.483	55.213	71	33.137	54.983	71	36.587	55.271	71	40.209	55.179

Weather / Track : Cloudy / Dry

Results can be found at [www.tsl-timing.com](http://www.tsl-timing.com)

Page 2 of 4

Brands Hatch Indy  
Circuit Length = 1.2079 miles  
Start: 15:53 Flag 16:09 End: 16:10

Printed - 16:11 Sunday, 27 July 2014



# Sevenesque Series

## RACE 16 - LAP CHART

LAP 11 @ 16:03:24.234			LAP 12 @ 16:04:15.593			LAP 13 @ 16:05:07.715			LAP 14 @ 16:05:59.930			LAP 15 @ 16:06:52.505		
NO	BEHIND	LAP TIME	NO	BEHIND	LAP TIME	NO	BEHIND	LAP TIME	NO	BEHIND	LAP TIME	NO	BEHIND	LAP TIME
74		51.514	74		51.359	74		52.122	74		52.215	74		52.575
49	0.509	50.209	49	9.422	1:00.272	49	8.388	51.088	49	7.099	50.926	71	1 Lap	56.299
7	9.840	52.346	7	10.390	51.909	7	9.824	51.556	7	9.554	51.945	49	5.909	51.385
99	10.643	52.322	99	11.333	52.049	99	10.429	51.218	99	9.594	51.380	7	8.489	51.510
10	15.522	52.990	10	16.299	52.136	10	16.522	52.345	10	16.570	52.263	99	9.730	52.711
93	15.963	53.335	93	17.380	52.776	93	17.745	52.487	93	17.857	52.327	10	16.514	52.519
9	17.349	53.658	9	18.718	52.728	9	18.557	51.961	9	18.291	51.949	93	17.589	52.307
68	21.881	54.013	68	24.351	53.829	68	26.045	53.816	68	27.710	53.880	9	18.052	52.336
71	44.075	55.380	71	47.803	55.087	71	50.907	55.226				68	28.877	53.742

Weather / Track : Cloudy / Dry

Results can be found at [www.tsl-timing.com](http://www.tsl-timing.com)

Page 3 of 4

Brands Hatch Indy  
Circuit Length = 1.2079 miles  
Start: 15:53 Flag 16:09 End: 16:10

Printed - 16:11 Sunday, 27 July 2014

## Sevenesque Series

### RACE 16 - LAP CHART

LAP 16 @ 16:07:44.346			LAP 17 @ 16:08:35.807			LAP 18 @ 16:09:27.857		
NO	BEHIND	LAP TIME	NO	BEHIND	LAP TIME	NO	BEHIND	LAP TIME
<b>74</b>		51.841	<b>74</b>		51.461	<b>74</b>		52.050
<b>49</b>	4.807	50.739	<b>49</b>	4.638	51.292	<b>49</b>	3.788	51.200
<b>71</b>	1 Lap	54.886	<b>7</b>	8.323	51.591	<b>7</b>	8.239	51.966
<b>7</b>	8.193	51.545	<b>71</b>	1 Lap	54.698	<b>99</b>	9.662	52.093
<b>99</b>	9.169	51.280	<b>99</b>	9.619	51.911	<b>71</b>	1 Lap	55.828
<b>10</b>	17.100	52.427	<b>10</b>	17.982	52.343	<b>10</b>	18.346	52.414
<b>93</b>	18.023	52.275	<b>93</b>	18.763	52.201	<b>93</b>	18.826	52.113
<b>9</b>	18.344	52.133	<b>9</b>	19.131	52.248	<b>9</b>	19.185	52.104
<b>68</b>	31.369	54.333	<b>68</b>	34.238	54.330	<b>68</b>	36.154	53.966

Weather / Track : Cloudy / Dry

Results can be found at [www.tsl-timing.com](http://www.tsl-timing.com)

Page 4 of 4

Brands Hatch Indy  
Circuit Length = 1.2079 miles  
Start: 15:53 Flag 16:09 End: 16:10

Printed - 16:11 Sunday, 27 July 2014

# Sevenesque Series

## RACE 16 - LAP ANALYSIS

DIFF = Difference To Personal Best Lap

P1 74 Tony BENNETT				
LAP	LAP TIME	DIFF	MPH	TIME OF DAY
1 -	57.993	7.462	74.98	15:54:49.700
2 -	<b>50.531 (1)</b>		<b>86.05</b>	<b>15:55:40.231</b>
3 -	51.333 (3)	0.802	84.71	15:56:31.564
4 -	51.452	0.921	84.51	15:57:23.016
5 -	51.424	0.893	84.56	15:58:14.440
6 -	51.984	1.453	83.65	15:59:06.424
7 -	51.589	1.058	84.29	15:59:58.013
8 -	51.329 (2)	0.798	84.72	16:00:49.342
9 -	51.821	1.290	83.91	16:01:41.163
10 -	51.557	1.026	84.34	16:02:32.720
11 -	51.514	0.983	84.41	16:03:24.234
12 -	51.359	0.828	84.67	16:04:15.593
13 -	52.122	1.591	83.43	16:05:07.715
14 -	52.215	1.684	83.28	16:05:59.930
15 -	52.575	2.044	82.71	16:06:52.505
16 -	51.841	1.310	83.88	16:07:44.346
17 -	51.461	0.930	84.50	16:08:35.807
18 -	52.050	1.519	83.54	16:09:27.857

P2 49 Ian CONIBEAR				
LAP	LAP TIME	DIFF	MPH	TIME OF DAY
1 -	59.799	9.590	72.71	15:54:51.506
2 -	54.078	3.869	80.41	15:55:45.584
3 -	51.849	1.640	83.87	15:56:37.433
4 -	52.171	1.962	83.35	15:57:29.604
5 -	51.003	0.794	85.26	15:58:20.607
6 -	51.418	1.209	84.57	15:59:12.025
7 -	50.911	0.702	85.41	16:00:02.936
8 -	50.402 (2)	0.193	86.27	16:00:53.338
9 -	50.402 (2)	0.193	86.27	16:01:43.740
10 -	50.794	0.585	85.61	16:02:34.534
11 -	<b>50.209 (1)</b>		<b>86.61</b>	<b>16:03:24.743</b>
12 -	1:00.272	10.063	72.14	16:04:25.015
13 -	51.088	0.879	85.11	16:05:16.103
14 -	50.926	0.717	85.39	16:06:07.029
15 -	51.385	1.176	84.62	16:06:58.414
16 -	50.739	0.530	85.70	16:07:49.153
17 -	51.292	1.083	84.78	16:08:40.445
18 -	51.200	0.991	84.93	16:09:31.645

P3 7 Stephen GARNER				
LAP	LAP TIME	DIFF	MPH	TIME OF DAY
1 -	58.376	6.866	74.49	15:54:50.083
2 -	52.620	1.110	82.64	15:55:42.703
3 -	52.333	0.823	83.09	15:56:35.036
4 -	52.378	0.868	83.02	15:57:27.414
5 -	52.270	0.760	83.19	15:58:19.684
6 -	52.366	0.856	83.04	15:59:12.050
7 -	52.419	0.909	82.95	16:00:04.469
8 -	52.407	0.897	82.97	16:00:56.876
9 -	52.369	0.859	83.03	16:01:49.245
10 -	52.483	0.973	82.85	16:02:41.728
11 -	52.346	0.836	83.07	16:03:34.074
12 -	51.909	0.399	83.77	16:04:25.983
13 -	51.556 (3)	0.046	84.34	16:05:17.539
14 -	51.945	0.435	83.71	16:06:09.484
15 -	<b>51.510 (1)</b>		<b>84.42</b>	<b>16:07:00.994</b>
16 -	51.545 (2)	0.035	84.36	16:07:52.539
17 -	51.591	0.081	84.28	16:08:44.130
18 -	51.966	0.456	83.68	16:09:36.096

DIFF = Difference To Personal Best Lap

P4 99 Paul ADAMS				
LAP	LAP TIME	DIFF	MPH	TIME OF DAY
1 -	59.850	8.706	72.65	15:54:51.557
2 -	54.132	2.988	80.33	15:55:45.689
3 -	53.077	1.933	81.93	15:56:38.766
4 -	51.866	0.722	83.84	15:57:30.632
5 -	52.576	1.432	82.71	15:58:23.208
6 -	52.258	1.114	83.21	15:59:15.466
7 -	51.929	0.785	83.74	16:00:07.395
8 -	51.362	0.218	84.66	16:00:58.757
9 -	<b>51.144 (1)</b>		<b>85.02</b>	<b>16:01:49.901</b>
10 -	52.654	1.510	82.58	16:02:42.555
11 -	52.322	1.178	83.11	16:03:34.877
12 -	52.049	0.905	83.54	16:04:26.926
13 -	51.218 (2)	0.074	84.90	16:05:18.144
14 -	51.380	0.236	84.63	16:06:09.524
15 -	52.711	1.567	82.49	16:07:02.235
16 -	51.280 (3)	0.136	84.80	16:07:53.515
17 -	51.911	0.767	83.77	16:08:45.426
18 -	52.093	0.949	83.47	16:09:37.519

P5 10 Peter HARGROVES				
LAP	LAP TIME	DIFF	MPH	TIME OF DAY
1 -	58.427	6.348	74.42	15:54:50.134
2 -	53.821	1.742	80.79	15:55:43.955
3 -	52.833	0.754	82.30	15:56:36.788
4 -	52.907	0.828	82.19	15:57:29.695
5 -	52.889	0.810	82.22	15:58:22.584
6 -	53.592	1.513	81.14	15:59:16.176
7 -	<b>52.079 (1)</b>		<b>83.50</b>	<b>16:00:08.255</b>
8 -	52.853	0.774	82.27	16:01:01.108
9 -	52.987	0.908	82.06	16:01:54.095
10 -	52.671	0.592	82.56	16:02:46.766
11 -	52.990	0.911	82.06	16:03:39.756
12 -	52.136 (2)	0.057	83.40	16:04:31.892
13 -	52.345	0.266	83.07	16:05:24.237
14 -	52.263 (3)	0.184	83.20	16:06:16.500
15 -	52.519	0.440	82.80	16:07:09.019
16 -	52.427	0.348	82.94	16:08:01.446
17 -	52.343	0.264	83.07	16:08:53.789
18 -	52.414	0.335	82.96	16:09:46.203

P6 93 Rod BIRLEY				
LAP	LAP TIME	DIFF	MPH	TIME OF DAY
1 -	57.500	5.387	75.62	15:54:49.207
2 -	53.103	0.990	81.88	15:55:42.310
3 -	53.017	0.904	82.02	15:56:35.327
4 -	52.632	0.519	82.62	15:57:27.959
5 -	52.566	0.453	82.72	15:58:20.525
6 -	53.287	1.174	81.60	15:59:13.812
7 -	53.564	1.451	81.18	16:00:07.376
8 -	53.448	1.335	81.36	16:01:00.824
9 -	52.813	0.700	82.33	16:01:53.637
10 -	53.225	1.112	81.70	16:02:46.862
11 -	53.335	1.222	81.53	16:03:40.197
12 -	52.776	0.663	82.39	16:04:32.973
13 -	52.487	0.374	82.85	16:05:25.460
14 -	52.327	0.214	83.10	16:06:17.787
15 -	52.307	0.194	83.13	16:07:10.094
16 -	52.275 (3)	0.162	83.18	16:08:02.369
17 -	52.201 (2)	0.088	83.30	16:08:54.570

Weather / Track : Cloudy / Dry

Brands Hatch Indy  
Circuit Length = 1.2079 miles  
Start: 15:53 Flag 16:09 End: 16:10

## Sevenesque Series

### RACE 16 - LAP ANALYSIS

DIFF = Difference To Personal Best Lap

18 - 52.113 (1) 83.44 16:09:46.683

DIFF = Difference To Personal Best Lap

17 - 55.828 1.130 77.89 16:09:40.333

<b>P7 9 Bruce WILSON</b>				
LAP	LAP TIME	DIFF	MPH	TIME OF DAY
1 -	58.363	6.414	74.50	15:54:50.070
2 -	53.580	1.631	81.16	15:55:43.650
3 -	53.829	1.880	80.78	15:56:37.479
4 -	54.077	2.128	80.41	15:57:31.556
5 -	52.982	1.033	82.07	15:58:24.538
6 -	52.828	0.879	82.31	15:59:17.366
7 -	52.551	0.602	82.75	16:00:09.917
8 -	52.626	0.677	82.63	16:01:02.543
9 -	52.772	0.823	82.40	16:01:55.315
10 -	52.610	0.661	82.65	16:02:47.925
11 -	53.658	1.709	81.04	16:03:41.583
12 -	52.728	0.779	82.47	16:04:34.311
13 -	51.961 (2)	0.012	83.68	16:05:26.272
14 -	51.949 (1)		83.70	16:06:18.221
15 -	52.336	0.387	83.09	16:07:10.557
16 -	52.133	0.184	83.41	16:08:02.690
17 -	52.248	0.299	83.23	16:08:54.938
18 -	52.104 (3)	0.155	83.46	16:09:47.042

<b>P8 68 Mick GRANT</b>				
LAP	LAP TIME	DIFF	MPH	TIME OF DAY
1 -	59.345	6.607	73.27	15:54:51.052
2 -	54.553	1.815	79.71	15:55:45.605
3 -	53.539	0.801	81.22	15:56:39.144
4 -	53.294	0.556	81.59	15:57:32.438
5 -	52.738 (1)		82.45	15:58:25.176
6 -	53.071 (3)	0.333	81.93	15:59:18.247
7 -	53.515	0.777	81.25	16:00:11.762
8 -	52.822 (2)	0.084	82.32	16:01:04.584
9 -	53.850	1.112	80.75	16:01:58.434
10 -	53.668	0.930	81.02	16:02:52.102
11 -	54.013	1.275	80.51	16:03:46.115
12 -	53.829	1.091	80.78	16:04:39.944
13 -	53.816	1.078	80.80	16:05:33.760
14 -	53.880	1.142	80.70	16:06:27.640
15 -	53.742	1.004	80.91	16:07:21.382
16 -	54.333	1.595	80.03	16:08:15.715
17 -	54.330	1.592	80.04	16:09:10.045
18 -	53.966	1.228	80.58	16:10:04.011

<b>P9 71 Glen ROSSITER</b>				
LAP	LAP TIME	DIFF	MPH	TIME OF DAY
1 -	1:03.075	8.377	68.94	15:54:54.782
2 -	55.741	1.043	78.01	15:55:50.523
3 -	55.481	0.783	78.38	15:56:46.004
4 -	55.315	0.617	78.61	15:57:41.319
5 -	55.363	0.665	78.54	15:58:36.682
6 -	55.601	0.903	78.21	15:59:32.283
7 -	55.213	0.515	78.76	16:00:27.496
8 -	54.983 (3)	0.285	79.08	16:01:22.479
9 -	55.271	0.573	78.67	16:02:17.750
10 -	55.179	0.481	78.80	16:03:12.929
11 -	55.380	0.682	78.52	16:04:08.309
12 -	55.087	0.389	78.94	16:05:03.396
13 -	55.226	0.528	78.74	16:05:58.622
14 -	56.299	1.601	77.24	16:06:54.921
15 -	54.886 (2)	0.188	79.22	16:07:49.807
16 -	54.698 (1)		79.50	16:08:44.505

Weather / Track : Cloudy / Dry

Brands Hatch Indy  
Circuit Length = 1.2079 miles  
Start: 15:53 Flag 16:09 End: 16:10