



QUAIFE MOTORSPORT NEWS SALOON CHAMPIONSHIP & CANNONS TIN TOPS

Brands Hatch Indy Circuit

2nd & 3rd November 2013



Results Provided by Timing Solutions Ltd
www.tsl-timing.com

Autumn Truckfest Race Meeting

BARC SE Quaife Motoring News Saloon Cars & Cannons Tin Tops

QUALIFYING - CLASSIFICATION

POS	NO	CL	PIC NAME	ENTRY	TIME	ON	LAPS	GAP	DIFF	MPH
1	52	A	1 Rick MAY	Ford Escort	59.038	5	8			73.65
2	1	C	1 Gavin THOMSON	Peugeot 205	59.262	4	7	0.224	0.224	73.37
3	29	D	1 Steve ROTHERY	Renault Clio	1:01.106	3	7	2.068	1.844	71.16
4	85	E	1 Stewart HUTCHINSON	Honda Integra Type R	1:02.478	3	7	3.440	1.372	69.60
5	57	D	2 Tony PAXMAN	Ford Escort	1:03.000	5	13	3.962	0.522	69.02
6	34	B	1 Stephen DANN	Volkswagen Golf	1:04.179	5	6	5.141	1.179	67.75
7	36	A	2 Paul EVE	Ford Sierra Sapphire	1:04.417	3	11	5.379	0.238	67.50
8	62	B	2 Alan PHILLIPS	Ford Sierra Sapphire	1:04.571	3	6	5.533	0.154	67.34
9	49	A	3 Danny INNES	Seat Leon	1:05.105	5	8	6.067	0.534	66.79
10	39	C	2 Berni BAXTER	Audi S3	1:05.230	6	13	6.192	0.125	66.66
11	4	E	2 Mark WALLIS	Renault Clio	1:05.480	5	13	6.442	0.250	66.41
12	33 *	B	3 Ian BUTLER	Ford Focus RS	1:05.605	3	6	6.567	0.125	66.28
13	72 *	T1	1 Tom BRIDGER	Rover 220 Turbo	1:06.516	5	7	7.478	0.911	65.37
14	82	C	3 Peter TAYLOR	Ford Sierra Cosworth	1:06.541	2	7	7.503	0.025	65.35
15	61	T3	1 Cliff PELLIN	Ford ST150	1:06.587	4	7	7.549	0.046	65.30
16	83	A	4 Dale GENT	Subaru Impreza	1:06.820	5	12	7.782	0.233	65.07
17	7	T3	2 Glen ROSSITER	Renault Clio	1:06.996	4	13	7.958	0.176	64.90
18	26	D	3 Bill RICHARDS	Rover Mini Clubman	1:07.108	4	6	8.070	0.112	64.80
19	96	D	4 David THOMAS	Renault Clio	1:07.846	8	10	8.808	0.738	64.09
20	19	T1	2 Peter WINSTONE	Tomcat	1:07.918	3	7	8.880	0.072	64.02
21	73	T3	3 Terry SEARLES	MG ZR190	1:07.997	6	13	8.959	0.079	63.95
22	97	E	3 Andy WOODS-DEAN	Renault Megane Coupe	1:08.024	3	5	8.986	0.027	63.92
23	55	T3	4 Chris WHITEMAN	Honda Civic	1:08.601	3	7	9.563	0.577	63.38
24	87	T1	3 Graham RICHARDSON	Vauxhall Nova	1:08.905	5	10	9.867	0.304	63.11
25	70	D	5 Bob HOSIER	Mini Cooper S	1:08.998	4	6	9.960	0.093	63.02
26	71	T3	5 Mark FREEMANTLE	Ford mk1 escort	1:09.011	3	11	9.973	0.013	63.01
27	10	B	4 Peter WILKINSON	Peugeot 306	1:09.808	5	11	10.770	0.797	62.29
28	78	T2	1 Russell TURNER	Ford Escort	1:10.057	6	7	11.019	0.249	62.07
29	27	T4	1 Dominic RYAN	Ford Fiesta ZetecS	1:10.790	5	12	11.752	0.733	61.42
30	91	C	4 Martin JOHNSTON	BMW m3 csl	1:11.582	3	12	12.544	0.792	60.74
31	93	E	4 Gary COLE	Citroen BX 16v	1:11.881	5	12	12.843	0.299	60.49
32	5	T3	6 Vic HOPE	Honda Civic Type R	1:11.960	2	9	12.922	0.079	60.43
33	66 *	B	5 Stephen BOOTH	Ford Sierra RS	1:12.118	3	7	13.080	0.158	60.29
34	92	E	5 Andrew GIBBONS	Ford Fiesta	1:12.803	4	4	13.765	0.685	59.73
35	88	T4	2 David CHARLTON	Volkswagen Beetle	1:13.012	4	12	13.974	0.209	59.56
36	77	TP	1 Peter OSBORNE	Renault Clio	1:13.109	4	6	14.071	0.097	59.48
37	38	E	6 Andy PIPE	Ford Escort MK1	1:13.571	5	5	14.533	0.462	59.10
38	2	C	5 Jamie LIPTROTT	BMW e36 m3			2			

* Car 33 - Please fit a working transponder

* Cars 66 & 72 - Transponder signal intermittent - please move to a more suitable position.

Weather / Track : Cloudy / Wet

These results are provisional until the conclusion of any judicial and technical matters.

Brands Hatch Indy

Circuit Length = 1.2079 miles

Start: 09:49 Flag 10:09 End: 10:10

Clerk Of Course :		Timekeeper :	
-------------------	--	--------------	--

Autumn Truckfest Race Meeting

BARC SE Quaife Motoring News Saloon Cars & Cannons Tin Tops

QUALIFYING - LAP ANALYSIS

DIFF = Difference To Personal Best Lap

P1 52 Rick MAY				
LAP	LAP TIME	DIFF	MPH	TIME OF DAY
1 -	1:14.076	15.038	58.70	09:51:23.789
2 -	1:04.252	5.214	67.68	09:52:28.041
3 -	1:00.355 (2)	1.317	72.05	09:53:28.396
4 -	1:01.615 (3)	2.577	70.57	09:54:30.011
5 -	59.038 (1)	73.65	73.65	09:55:29.049
6 -	1:03.545	4.507	68.43	09:56:32.594
7 -	6:03.268 P	5:04.230	11.97	10:02:35.862
8 -	1:16.028	16.990	57.19	10:03:51.890

P2 1 Gavin THOMSON				
LAP	LAP TIME	DIFF	MPH	TIME OF DAY
1 -	1:11.014	11.752	61.23	09:51:14.922
2 -	1:01.347 (2)	2.085	70.88	09:52:16.269
3 -	1:01.409 (3)	2.147	70.81	09:53:17.678
4 -	59.262 (1)	73.37	73.37	09:54:16.940
5 -	1:02.749	3.487	69.30	09:55:19.689
6 -	1:03.372	4.110	68.62	09:56:23.061
7 -	6:38.976 P	5:39.714	10.89	10:03:02.037

P3 29 Steve ROTHERY				
LAP	LAP TIME	DIFF	MPH	TIME OF DAY
1 -	1:09.697	8.591	62.39	09:51:20.787
2 -	1:03.515	2.409	68.46	09:52:24.302
3 -	1:01.106 (1)	71.16	71.16	09:53:25.408
4 -	1:02.150	1.044	69.96	09:54:27.558
5 -	1:01.161 (2)	0.055	71.10	09:55:28.719
6 -	1:01.506 (3)	0.400	70.70	09:56:30.225
7 -	5:10.105 P	4:08.999	14.02	10:01:40.330

P4 85 Stewart HUTCHINSON				
LAP	LAP TIME	DIFF	MPH	TIME OF DAY
1 -	1:13.359	10.881	59.27	09:51:01.989
2 -	1:05.660	3.182	66.22	09:52:07.649
3 -	1:02.478 (1)	69.60	69.60	09:53:10.127
4 -	1:04.469 (2)	1.991	67.45	09:54:14.596
5 -	1:04.838	2.360	67.06	09:55:19.434
6 -	1:04.691 (3)	2.213	67.22	09:56:24.125
7 -	6:00.771 P	4:58.293	12.05	10:02:24.896

P5 57 Tony PAXMAN				
LAP	LAP TIME	DIFF	MPH	TIME OF DAY
1 -	1:09.556	6.556	62.51	09:51:42.459
2 -	1:03.985 (3)	0.985	67.96	09:52:46.444
3 -	1:05.488	2.488	66.40	09:53:51.932
4 -	1:03.666 (2)	0.666	68.30	09:54:55.598
5 -	1:03.000 (1)	69.02	69.02	09:55:58.598
6 -	5:37.429 P	4:34.429	12.88	10:01:36.027
7 -	1:13.713	10.713	58.99	10:02:49.740
8 -	1:12.242	9.242	60.19	10:04:01.982
9 -	1:10.677	7.677	61.52	10:05:12.659
10 -	1:10.906	7.906	61.32	10:06:23.565
11 -	1:09.235	6.235	62.80	10:07:32.800
12 -	1:10.476	7.476	61.70	10:08:43.276
13 -	1:09.179	6.179	62.86	10:09:52.455

P6 34 Stephen DANN				
LAP	LAP TIME	DIFF	MPH	TIME OF DAY
1 -	1:11.732	6.252	60.62	09:51:39.202

DIFF = Difference To Personal Best Lap

1 -	1:13.120	8.941	59.47	09:50:44.855
2 -	1:08.812	4.633	63.19	09:51:53.667
3 -	1:06.259	2.080	65.63	09:52:59.926
4 -	1:04.658 (2)	0.479	67.25	09:54:04.584
5 -	1:04.179 (1)	67.75	67.75	09:55:08.763
6 -	1:05.836 (3)	1.657	66.05	09:56:14.599

P7 36 Paul EVE				
LAP	LAP TIME	DIFF	MPH	TIME OF DAY
1 -	1:13.992	9.575	58.77	09:50:55.416
2 -	1:06.425	2.008	65.46	09:52:01.841
3 -	1:04.417 (1)	67.50	67.50	09:53:06.258
4 -	1:06.748	2.331	65.14	09:54:13.006
5 -	1:06.157 (3)	1.740	65.73	09:55:19.163
6 -	1:05.374 (2)	0.957	66.51	09:56:24.537
7 -	6:02.273 P	4:57.856	12.00	10:02:26.810
8 -	1:36.364	31.947	45.12	10:04:03.174
9 -	1:12.943	8.526	59.61	10:05:16.117
10 -	1:12.637	8.220	59.86	10:06:28.754
11 -	1:10.480	6.063	61.69	10:07:39.234

P8 62 Alan PHILLIPS				
LAP	LAP TIME	DIFF	MPH	TIME OF DAY
1 -	1:17.840	13.269	55.86	09:51:46.748
2 -	1:09.182	4.611	62.85	09:52:55.930
3 -	1:04.571 (1)	67.34	67.34	09:54:00.501
4 -	1:06.844 (2)	2.273	65.05	09:55:07.345
5 -	1:07.009 (3)	2.438	64.89	09:56:14.354
6 -	5:41.742 P	4:37.171	12.72	10:01:56.096

P9 49 Danny INNES				
LAP	LAP TIME	DIFF	MPH	TIME OF DAY
1 -	1:17.514	12.409	56.10	09:51:53.214
2 -	1:12.663	7.558	59.84	09:53:05.877
3 -	1:08.607 (3)	3.502	63.38	09:54:14.484
4 -	1:08.399 (2)	3.294	63.57	09:55:22.883
5 -	1:05.105 (1)	66.79	66.79	09:56:27.988
6 -	6:01.769 P	4:56.664	12.02	10:02:29.757
7 -	1:34.516	29.411	46.00	10:04:04.273
8 -	1:16.824	11.719	56.60	10:05:21.097

P10 39 Berni BAXTER				
LAP	LAP TIME	DIFF	MPH	TIME OF DAY
1 -	1:13.925	8.695	58.82	09:50:54.333
2 -	1:07.539	2.309	64.38	09:52:01.872
3 -	1:07.278 (3)	2.048	64.63	09:53:09.150
4 -	1:07.881	2.651	64.06	09:54:17.031
5 -	1:06.551 (2)	1.321	65.34	09:55:23.582
6 -	1:05.230 (1)	66.66	66.66	09:56:28.812
7 -	6:04.630 P	4:59.400	11.92	10:02:33.442
8 -	1:15.226	9.996	57.80	10:03:48.668
9 -	1:10.770	5.540	61.44	10:04:59.438
10 -	1:13.889	8.659	58.85	10:06:13.327
11 -	1:11.454	6.224	60.85	10:07:24.781
12 -	1:08.757	3.527	63.24	10:08:33.538
13 -	1:08.631	3.401	63.36	10:09:42.169

P11 4 Mark WALLIS				
LAP	LAP TIME	DIFF	MPH	TIME OF DAY
1 -	1:11.732	6.252	60.62	09:51:39.202

Brands Hatch Indy
Circuit Length = 1.2079 miles
Start: 09:49 Flag 10:09 End: 10:10

Weather / Track : Cloudy / Dry

Autumn Truckfest Race Meeting

BARC SE Quaife Motoring News Saloon Cars & Cannons Tin Tops

QUALIFYING - LAP ANALYSIS

DIFF = Difference To Personal Best Lap

2 -	1:05.768 (2)	0.288	66.12	09:52:44.970
3 -	1:08.784	3.304	63.22	09:53:53.754
4 -	1:08.448	2.968	63.53	09:55:02.202
5 -	1:05.480 (1)		66.41	09:56:07.682
6 -	5:31.678 P	4:26.198	13.11	10:01:39.360
7 -	1:12.356	6.876	60.10	10:02:51.716
8 -	1:15.278	9.798	57.76	10:04:06.994
9 -	1:10.182	4.702	61.96	10:05:17.176
10 -	1:09.843	4.363	62.26	10:06:27.019
11 -	1:08.115	2.635	63.84	10:07:35.134
12 -	1:09.892	4.412	62.21	10:08:45.026
13 -	1:07.687 (3)	2.207	64.24	10:09:52.713

P12 33 Ian BUTLER

LAP	LAP TIME	DIFF	MPH	TIME OF DAY
1 -	1:07.346	1.741	64.57	09:52:35.158
2 -	1:06.187 (2)	0.582	65.70	09:53:41.345
3 -	1:05.605 (1)		66.28	09:54:46.950
4 -	1:06.665 (3)	1.060	65.23	09:55:53.615
5 -	5:40.124 P	4:34.519	12.78	10:01:33.739
6 -	1:17.265	11.660	56.28	10:02:51.004

P13 72 Tom BRIDGER

LAP	LAP TIME	DIFF	MPH	TIME OF DAY
1 -	1:20.255	13.739	54.18	09:51:23.212
2 -	1:13.551	7.035	59.12	09:52:36.763
3 -	1:08.691 (3)	2.175	63.30	09:53:45.454
4 -	1:06.701 (2)	0.185	65.19	09:54:52.155
5 -	1:06.516 (1)		65.37	09:55:58.671
6 -	6:59.431 P	5:52.915	10.36	10:02:58.102
7 -	1:25.312	18.796	50.97	10:04:23.414

P14 82 Peter TAYLOR

LAP	LAP TIME	DIFF	MPH	TIME OF DAY
1 -	1:16.234	9.693	57.04	09:50:53.257
2 -	1:06.541 (1)		65.35	09:51:59.798
3 -	1:08.917	2.376	63.09	09:53:08.715
4 -	1:07.818 (3)	1.277	64.12	09:54:16.533
5 -	1:07.712 (2)	1.171	64.22	09:55:24.245
6 -	1:11.369	4.828	60.93	09:56:35.614
7 -	6:04.501 P	4:57.960	11.93	10:02:40.115

P15 61 Cliff PELLIN

LAP	LAP TIME	DIFF	MPH	TIME OF DAY
1 -	1:13.120	6.533	59.47	09:50:48.023
2 -	1:07.973 (3)	1.386	63.97	09:51:55.996
3 -	1:08.331	1.744	63.64	09:53:04.327
4 -	1:06.587 (1)		65.30	09:54:10.914
5 -	1:08.851	2.264	63.15	09:55:19.765
6 -	1:07.908 (2)	1.321	64.03	09:56:27.673
7 -	6:03.488 P	4:56.901	11.96	10:02:31.161

P16 83 Dale GENT

LAP	LAP TIME	DIFF	MPH	TIME OF DAY
1 -	1:16.541	9.721	56.81	09:51:32.205
2 -	1:11.415	4.595	60.89	09:52:43.620
3 -	1:10.801 (3)	3.981	61.42	09:53:54.421
4 -	1:08.164 (2)	1.344	63.79	09:55:02.585
5 -	1:06.820 (1)		65.07	09:56:09.405
6 -	5:35.080 P	4:28.260	12.97	10:01:44.485

DIFF = Difference To Personal Best Lap

7 -	1:17.386	10.566	56.19	10:03:01.871
8 -	1:13.515	6.695	59.15	10:04:15.386
9 -	1:14.044	7.224	58.73	10:05:29.430
10 -	1:13.317	6.497	59.31	10:06:42.747
11 -	1:12.716	5.896	59.80	10:07:55.463
12 -	1:11.463	4.643	60.85	10:09:06.926

P17 7 Glen ROSSITER

LAP	LAP TIME	DIFF	MPH	TIME OF DAY
1 -	1:12.221	5.225	60.21	09:51:07.593
2 -	1:08.269	1.273	63.69	09:52:15.862
3 -	1:07.398	0.402	64.52	09:53:23.260
4 -	1:06.996 (1)		64.90	09:54:30.256
5 -	1:07.271 (3)	0.275	64.64	09:55:37.527
6 -	1:07.148 (2)	0.152	64.76	09:56:44.675
7 -	6:02.478 P	4:55.482	11.99	10:02:47.153
8 -	1:17.592	10.596	56.04	10:04:04.745
9 -	1:10.649	3.653	61.55	10:05:15.394
10 -	1:09.977	2.981	62.14	10:06:25.371
11 -	1:10.894	3.898	61.33	10:07:36.265
12 -	1:11.556	4.560	60.77	10:08:47.821
13 -	1:16.070	9.074	57.16	10:10:03.891

P18 26 Bill RICHARDS

LAP	LAP TIME	DIFF	MPH	TIME OF DAY
1 -	1:14.598	7.490	58.29	09:51:06.174
2 -	1:09.286 (3)	2.178	62.76	09:52:15.460
3 -	1:07.314 (2)	0.206	64.60	09:53:22.774
4 -	1:07.108 (1)		64.80	09:54:29.882
5 -	7:56.072 P	6:48.964	9.13	10:02:25.954
6 -	1:15.193	8.085	57.83	10:03:41.147

P19 96 David THOMAS

LAP	LAP TIME	DIFF	MPH	TIME OF DAY
1 -	1:19.667	11.821	54.58	09:51:38.259
2 -	3:39.390 P	2:31.544	19.82	09:55:17.649
3 -	1:08.647	0.801	63.34	09:56:26.296
4 -	5:30.447 P	4:22.601	13.15	10:01:56.743
5 -	1:13.316	5.470	59.31	10:03:10.059
6 -	1:22.872	15.026	52.47	10:04:32.931
7 -	1:08.066 (2)	0.220	63.88	10:05:40.997
8 -	1:07.846 (1)		64.09	10:06:48.843
9 -	1:08.556	0.710	63.43	10:07:57.399
10 -	1:08.175 (3)	0.329	63.78	10:09:05.574

P20 19 Peter WINSTONE

LAP	LAP TIME	DIFF	MPH	TIME OF DAY
1 -	1:18.927	11.009	55.09	09:51:40.710
2 -	1:09.719 (3)	1.801	62.37	09:52:50.429
3 -	1:07.918 (1)		64.02	09:53:58.347
4 -	1:10.408	2.490	61.76	09:55:08.755
5 -	1:09.100 (2)	1.182	62.93	09:56:17.855
6 -	6:05.118 P	4:57.200	11.91	10:02:22.973
7 -	1:27.635	19.717	49.62	10:03:50.608

P21 73 Terry SEARLES

LAP	LAP TIME	DIFF	MPH	TIME OF DAY
1 -	1:14.895	6.898	58.06	09:50:43.271
2 -	1:08.780 (3)	0.783	63.22	09:51:52.051
3 -	1:08.140 (2)	0.143	63.81	09:53:00.191

Brands Hatch Indy

Circuit Length = 1.2079 miles

Start: 09:49 Flag 10:09 End: 10:10

Weather / Track : Cloudy / Dry

Autumn Truckfest Race Meeting

BARC SE Quaife Motoring News Saloon Cars & Cannons Tin Tops

QUALIFYING - LAP ANALYSIS

DIFF = Difference To Personal Best Lap

4 -	1:09.212	1.215	62.83	09:54:09.403
5 -	1:09.186	1.189	62.85	09:55:18.589
6 -	1:07.997 (1)		63.95	09:56:26.586
7 -	6:01.309 P	4:53.312	12.03	10:02:27.895
8 -	1:18.843	10.846	55.15	10:03:46.738
9 -	1:15.212	7.215	57.81	10:05:01.950
10 -	1:14.675	6.678	58.23	10:06:16.625
11 -	1:14.448	6.451	58.41	10:07:31.073
12 -	1:15.450	7.453	57.63	10:08:46.523
13 -	1:15.075	7.078	57.92	10:10:01.598

P22 97 Andy WOODS-DEAN

LAP	LAP TIME	DIFF	MPH	TIME OF DAY
1 -	1:15.762	7.738	57.39	09:51:00.192
2 -	1:10.495	2.471	61.68	09:52:10.687
3 -	1:08.024 (1)		63.92	09:53:18.711
4 -	1:09.209 (2)	1.185	62.83	09:54:27.920
5 -	1:10.286 (3)	2.262	61.87	09:55:38.206

P23 55 Chris WHITEMAN

LAP	LAP TIME	DIFF	MPH	TIME OF DAY
1 -	1:15.310	6.709	57.74	09:51:32.495
2 -	1:10.030	1.429	62.09	09:52:42.525
3 -	1:08.601 (1)		63.38	09:53:51.126
4 -	1:09.983 (3)	1.382	62.13	09:55:01.109
5 -	1:09.282 (2)	0.681	62.76	09:56:10.391
6 -	5:59.454 P	4:50.853	12.09	10:02:09.845
7 -	1:17.413	8.812	56.17	10:03:27.258

P24 87 Graham RICHARDSON

LAP	LAP TIME	DIFF	MPH	TIME OF DAY
1 -	1:17.032	8.127	56.45	09:51:17.677
2 -	1:10.141	1.236	61.99	09:52:27.818
3 -	1:09.062 (2)	0.157	62.96	09:53:36.880
4 -	1:09.949 (3)	1.044	62.16	09:54:46.829
5 -	1:08.905 (1)		63.11	09:55:55.734
6 -	5:36.439 P	4:27.534	12.92	10:01:32.173
7 -	1:18.522	9.617	55.38	10:02:50.695
8 -	1:17.540	8.635	56.08	10:04:08.235
9 -	1:13.667	4.762	59.03	10:05:21.902
10 -	1:15.749	6.844	57.40	10:06:37.651

P25 70 Bob HOSIER

LAP	LAP TIME	DIFF	MPH	TIME OF DAY
1 -	1:16.902	7.904	56.54	09:51:53.868
2 -	1:10.872	1.874	61.35	09:53:04.740
3 -	1:09.094 (2)	0.096	62.93	09:54:13.834
4 -	1:08.998 (1)		63.02	09:55:22.832
5 -	1:10.406 (3)	1.408	61.76	09:56:33.238
6 -	6:04.994 P	4:55.996	11.91	10:02:38.232

P26 71 Mark FREEMANTLE

LAP	LAP TIME	DIFF	MPH	TIME OF DAY
1 -	1:15.942	6.931	57.26	09:50:58.528
2 -	1:10.354 (3)	1.343	61.81	09:52:08.882
3 -	1:09.011 (1)		63.01	09:53:17.893
4 -	1:09.970 (2)	0.959	62.14	09:54:27.863
5 -	1:11.064	2.053	61.19	09:55:38.927
6 -	7:11.138 P	6:02.127	10.08	10:02:50.065
7 -	1:22.435	13.424	52.75	10:04:12.500

DIFF = Difference To Personal Best Lap

8 -	1:17.947	8.936	55.78	10:05:30.447
9 -	1:18.253	9.242	55.57	10:06:48.700
10 -	1:19.602	10.591	54.62	10:08:08.302
11 -	1:18.150	9.139	55.64	10:09:26.452

P27 10 Peter WILKINSON

LAP	LAP TIME	DIFF	MPH	TIME OF DAY
1 -	1:23.813	14.005	51.88	09:51:29.537
2 -	1:12.036 (3)	2.228	60.36	09:52:41.573
3 -	1:12.881	3.073	59.66	09:53:54.454
4 -	1:10.750 (2)	0.942	61.46	09:55:05.204
5 -	1:09.808 (1)		62.29	09:56:15.012
6 -	6:40.438 P	5:30.630	10.85	10:02:55.450
7 -	1:23.818	14.010	51.88	10:04:19.268
8 -	1:15.092	5.284	57.91	10:05:34.360
9 -	1:15.494	5.686	57.60	10:06:49.854
10 -	1:16.876	7.068	56.56	10:08:06.730
11 -	1:13.625	3.817	59.06	10:09:20.355

P28 78 Russell TURNER

LAP	LAP TIME	DIFF	MPH	TIME OF DAY
1 -	1:16.869	6.812	56.57	09:50:46.632
2 -	1:11.560	1.503	60.76	09:51:58.192
3 -	1:10.416	0.359	61.75	09:53:08.608
4 -	1:10.105 (2)	0.048	62.02	09:54:18.713
5 -	1:10.219 (3)	0.162	61.92	09:55:28.932
6 -	1:10.057 (1)		62.07	09:56:38.989
7 -	6:02.777 P	4:52.720	11.98	10:02:41.766

P29 27 Dominic RYAN

LAP	LAP TIME	DIFF	MPH	TIME OF DAY
1 -	1:18.147	7.357	55.64	09:51:03.526
2 -	1:14.792	4.002	58.14	09:52:18.318
3 -	1:12.344 (3)	1.554	60.11	09:53:30.662
4 -	1:10.941 (2)	0.151	61.29	09:54:41.603
5 -	1:10.790 (1)		61.42	09:55:52.393
6 -	5:37.849 P	4:27.059	12.87	10:01:30.242
7 -	1:20.318	9.528	54.14	10:02:50.560
8 -	1:19.906	9.116	54.42	10:04:10.466
9 -	1:15.017	4.227	57.96	10:05:25.483
10 -	1:15.539	4.749	57.56	10:06:41.022
11 -	1:16.534	5.744	56.81	10:07:57.556
12 -	1:13.706	2.916	58.99	10:09:11.262

P30 91 Martin JOHNSTON

LAP	LAP TIME	DIFF	MPH	TIME OF DAY
1 -	1:24.213	12.631	51.63	09:51:02.918
2 -	1:13.160	1.578	59.43	09:52:16.078
3 -	1:11.582 (1)		60.74	09:53:27.660
4 -	1:11.665 (2)	0.083	60.67	09:54:39.325
5 -	1:11.793 (3)	0.211	60.57	09:55:51.118
6 -	5:38.133 P	4:26.551	12.86	10:01:29.251
7 -	1:20.345	8.763	54.12	10:02:49.596
8 -	1:17.776	6.194	55.91	10:04:07.372
9 -	1:14.336	2.754	58.49	10:05:21.708
10 -	1:16.050	4.468	57.18	10:06:37.758
11 -	1:13.474	1.892	59.18	10:07:51.232
12 -	1:14.447	2.865	58.41	10:09:05.679

Weather / Track : Cloudy / Dry

Brands Hatch Indy

Circuit Length = 1.2079 miles

Start: 09:49 Flag 10:09 End: 10:10

Autumn Truckfest Race Meeting

BARC SE Quaife Motoring News Saloon Cars & Cannons Tin Tops

QUALIFYING - LAP ANALYSIS

DIFF = Difference To Personal Best Lap

P31 93 Gary COLE				
LAP	LAP TIME	DIFF	MPH	TIME OF DAY
1 -	1:24.734	12.853	51.32	09:51:19.272
2 -	1:15.719	3.838	57.43	09:52:34.991
3 -	1:15.121 (3)	3.240	57.88	09:53:50.112
4 -	1:12.596 (2)	0.715	59.90	09:55:02.708
5 -	1:11.881 (1)		60.49	09:56:14.589
6 -	6:01.748 P	4:49.867	12.02	10:02:16.337
7 -	1:23.901	12.020	51.83	10:03:40.238
8 -	1:16.892	5.011	56.55	10:04:57.130
9 -	1:16.488	4.607	56.85	10:06:13.618
10 -	1:16.028	4.147	57.19	10:07:29.646
11 -	1:15.906	4.025	57.28	10:08:45.552
12 -	1:21.156	9.275	53.58	10:10:06.708

P32 5 Vic HOPE				
LAP	LAP TIME	DIFF	MPH	TIME OF DAY
1 -	1:15.226	3.266	57.80	09:54:47.065
2 -	1:11.960 (1)		60.43	09:55:59.025
3 -	6:07.274 P	4:55.314	11.84	10:02:06.299
4 -	1:21.290	9.330	53.49	10:03:27.589
5 -	1:22.670	10.710	52.60	10:04:50.259
6 -	1:20.100	8.140	54.28	10:06:10.359
7 -	1:19.535	7.575	54.67	10:07:29.894
8 -	1:19.404 (3)	7.444	54.76	10:08:49.298
9 -	1:18.162 (2)	6.202	55.63	10:10:07.460

P33 66 Stephen BOOTH				
LAP	LAP TIME	DIFF	MPH	TIME OF DAY
1 -	1:23.115	10.997	52.32	09:51:30.475
2 -	1:14.863 (2)	2.745	58.08	09:52:45.338
3 -	1:12.118 (1)		60.29	09:53:57.456
4 -	1:23.647	11.529	51.98	09:55:21.103
5 -	1:15.244 (3)	3.126	57.79	09:56:36.347
6 -	6:41.334 P	5:29.216	10.83	10:03:17.681
7 -	1:27.701	15.583	49.58	10:04:45.382

P34 92 Andrew GIBBONS				
LAP	LAP TIME	DIFF	MPH	TIME OF DAY
1 -	1:22.458	9.655	52.73	09:51:49.293
2 -	1:13.793 (2)	0.990	58.92	09:53:03.086
3 -	1:13.915 (3)	1.112	58.83	09:54:17.001
4 -	1:12.803 (1)		59.73	09:55:29.804

P35 88 David CHARLTON				
LAP	LAP TIME	DIFF	MPH	TIME OF DAY
1 -	1:22.658	9.646	52.60	09:51:02.304
2 -	1:13.121 (2)	0.109	59.47	09:52:15.425
3 -	1:14.597	1.585	58.29	09:53:30.022
4 -	1:13.012 (1)		59.56	09:54:43.034
5 -	1:14.473 (3)	1.461	58.39	09:55:57.507
6 -	5:36.232 P	4:23.220	12.93	10:01:33.739
7 -	1:20.656	7.644	53.91	10:02:54.395
8 -	1:16.441	3.429	56.88	10:04:10.836
9 -	1:16.436	3.424	56.89	10:05:27.272
10 -	1:16.958	3.946	56.50	10:06:44.230
11 -	1:16.516	3.504	56.83	10:08:00.746
12 -	1:15.364	2.352	57.70	10:09:16.110

DIFF = Difference To Personal Best Lap

P36 77 Peter OSBORNE				
LAP	LAP TIME	DIFF	MPH	TIME OF DAY
1 -	1:21.021	7.912	53.67	09:51:14.146
2 -	1:16.047	2.938	57.18	09:52:30.193
3 -	1:14.147 (3)	1.038	58.64	09:53:44.340
4 -	1:13.109 (1)		59.48	09:54:57.449
5 -	1:13.360 (2)	0.251	59.27	09:56:10.809
6 -	5:51.826 P	4:38.717	12.36	10:02:02.635

P37 38 Andy PIPE				
LAP	LAP TIME	DIFF	MPH	TIME OF DAY
1 -	1:19.174	5.603	54.92	09:50:53.365
2 -	1:15.232	1.661	57.80	09:52:08.597
3 -	1:14.968 (2)	1.397	58.00	09:53:23.565
4 -	1:15.060 (3)	1.489	57.93	09:54:38.625
5 -	1:13.571 (1)		59.10	09:55:52.196

P38 2 Jamie LIPTROTT				
LAP	LAP TIME	DIFF	MPH	TIME OF DAY
1 -	2:21.268 P		30.78	09:52:45.041
2 -	1:22.385		52.78	09:54:07.426


Weather / Track : Cloudy / Dry

Brands Hatch Indy
Circuit Length = 1.2079 miles
Start: 09:49 Flag 10:09 End: 10:10

Autumn Truckfest Race Meeting

Cannons Tin Tops

RACE 2 - GRID

ROW 7	13	1:13.109 77 Peter OSBORNE		
ROW 6	11	1:11.960 5 Vic HOPE	12	1:13.012 88 David CHARLTON
ROW 5	9	1:10.057 78 Russell TURNER	10	1:10.790 27 Dominic RYAN
ROW 4	7	1:08.905 87 Graham RICHARDSON	8	1:09.011 71 Mark FREEMANTLE
ROW 3	5	1:07.997 73 Terry SEARLES	6	1:08.601 55 Chris WHITEMAN
ROW 2	3	1:06.996 7 Glen ROSSITER	4	1:07.918 19 Peter WINSTONE
ROW 1	1	1:06.516 72 Tom BRIDGER	2	1:06.587 61 Cliff PELLIN
Pole				
				

Brands Hatch Indy
Circuit Length = 1.2079 miles

These results are provisional until the conclusion of any judicial and technical matters.

Clerk Of Course :		Timekeeper :
-------------------	--	--------------

Autumn Truckfest Race Meeting

Cannons Tin Tops

RACE 2 - CLASSIFICATION

POS	NO	CL	PIC NAME	ENTRY	LAPS	TIME	GAP	DIFF	MPH	BEST	ON
1	55	T3	1 Chris WHITEMAN	Honda Civic	16	15:07.427			76.67	55.175	12
2	72	T1	1 Tom BRIDGER	Rover 220 Turbo	16	15:07.997	0.570	0.570	76.62	55.904	15
3	61	T3	2 Cliff PELLIN	Ford ST150	16	15:27.883	20.456	19.886	74.98	57.237	10
4	73	T3	3 Terry SEARLES	MG ZR190	16	15:28.049	20.622	0.166	74.97	56.561	9
5	5	T3	4 Vic HOPE	Honda Civic Type R	16	15:33.368	25.941	5.319	74.54	57.078	16
6	78	T2	1 Russell TURNER	Ford Escort	16	15:39.948	32.521	6.580	74.02	56.818	11
7	19	T1	2 Peter WINSTONE	Tomcat	16	15:47.450	40.023	7.502	73.43	57.597	7
8	71	T3	5 Mark FREEMANTLE	Ford mk1 escort	16	15:49.040	41.613	1.590	73.31	57.902	8
9	77	TP	1 Peter OSBORNE	Renault Clio	16	16:06.038	58.611	16.998	72.02	59.146	10
10	27	T4	1 Dominic RYAN	Ford Fiesta ZetecS	15	15:16.146	1 Lap	1 Lap	71.19	59.797	15

NOT CLASSIFIED

DNF	7	T3	Glen ROSSITER	Renault Clio	14	13:17.207	2 Laps	1 Lap	76.36	56.188	6
NC	88	T4	David CHARLTON	Volkswagen Beetle	7	16:00.839	9 Laps	7 Laps	31.68	1:00.643	3

FASTEST LAP

55	T3	Chris WHITEMAN	Honda Civic	12	55.175	78.81 mph	126.84 kph
72	T1	Tom BRIDGER	Rover 220 Turbo	15	55.904	77.78 mph	125.18 kph
78	T2	Russell TURNER	Ford Escort	11	56.818	76.53 mph	123.17 kph
77	TP	Peter OSBORNE	Renault Clio	10	59.146	73.52 mph	118.32 kph
27	T4	Dominic RYAN	Ford Fiesta ZetecS	15	59.797	72.72 mph	117.03 kph

Weather / Track : Cloudy / Dry

These results are provisional until the conclusion of any judicial and technical matters.

Brands Hatch Indy

Circuit Length = 1.2079 miles

Start: 11:52 Flag 12:07 End: 12:08

Clerk Of Course :

Timekeeper :

Autumn Truckfest Race Meeting

Cannons Tin Tops

RACE 2 - LAP CHART

LAP 1			LAP 2			LAP 3			LAP 4			LAP 5		
NO	BEHIND	LAP TIME	NO	BEHIND	LAP TIME	NO	BEHIND	LAP TIME	NO	BEHIND	LAP TIME	NO	BEHIND	LAP TIME
72		1:00.612	72		57.310	72		56.564	72		56.916	72		57.049
61	1.368	1:01.980	7	0.936	56.805	7	1.346	56.974	7	1.589	57.159	7	0.858	56.318
7	1.441	1:02.053	61	2.153	58.095	61	3.514	57.925	61	4.473	57.875	55	4.999	56.176
19	2.480	1:03.092	19	3.660	58.490	19	5.709	58.613	55	5.872	56.838	61	5.018	57.594
73	3.399	1:04.011	73	4.225	58.136	55	5.950	57.994	19	7.787	58.994	19	8.406	57.668
55	3.673	1:04.285	55	4.520	58.157	73	6.216	58.555	73	8.581	59.281	73	8.798	57.266
71	5.077	1:05.689	71	7.032	59.265	5	9.561	58.602	5	10.443	57.798	5	10.723	57.329
5	5.641	1:06.253	5	7.523	59.192	71	9.756	59.288	71	12.153	59.313	71	14.017	58.913
78	6.738	1:07.350	78	8.999	59.571	78	10.934	58.499	78	12.352	58.334	78	14.187	58.884
88	7.402	1:08.014	88	10.981	1:00.889	88	15.060	1:00.643	27	19.665	1:00.800	77	23.086	1:00.100
27	8.186	1:08.798	27	11.773	1:00.897	27	15.781	1:00.572	77	20.035	1:00.219	27	23.377	1:00.761
77	8.632	1:09.244	77	12.713	1:01.391	77	16.732	1:00.583						

Autumn Truckfest Race Meeting

Cannons Tin Tops

RACE 2 - LAP CHART

LAP 6			LAP 7			LAP 8			LAP 9			LAP 10		
NO	BEHIND	LAP TIME	NO	BEHIND	LAP TIME	NO	BEHIND	LAP TIME	NO	BEHIND	LAP TIME	NO	BEHIND	LAP TIME
72		56.276	72		56.262	72		56.231	72		56.458	72		56.366
7	0.770	56.188	7	0.863	56.355	7	0.886	56.254	7	0.732	56.304	7	0.802	56.436
55	5.034	56.311	55	4.287	55.515	55	3.937	55.881	55	3.318	55.839	55	3.028	56.076
61	7.045	58.303	61	8.955	58.172	61	10.280	57.556	61	11.223	57.401	61	12.094	57.237
73	10.015	57.493	73	10.932	57.179	73	11.443	56.742	73	11.546	56.561	73	12.155	56.975
19	10.841	58.711	19	12.176	57.597	19	14.078	58.133	19	15.618	57.998	19	16.999	57.747
5	12.218	57.771	5	14.100	58.144	5	15.865	57.996	5	16.908	57.501	5	18.134	57.592
78	17.445	59.534	78	19.423	58.240	78	20.983	57.791	78	21.905	57.380	78	22.957	57.418
71	18.000	1:00.259	71	20.514	58.776	71	22.185	57.902	71	23.767	58.040	71	26.242	58.841
77	27.005	1:00.195	77	30.507	59.764	77	33.806	59.530	77	36.743	59.395	77	39.523	59.146
27	28.526	1:01.425	27	32.994	1:00.730	27	37.090	1:00.327	27	41.788	1:01.156	27	45.356	59.934

Weather / Track : Cloudy / Dry

Results can be found at www.tsl-timing.com

Page 2 of 4

Brands Hatch Indy
Circuit Length = 1.2079 miles
Start: 11:52 Flag 12:07 End: 12:08

Printed - 12:09 Saturday, 02 November 2013

Autumn Truckfest Race Meeting

Cannons Tin Tops

RACE 2 - LAP CHART

LAP 11			LAP 12			LAP 13			LAP 14			LAP 15		
NO	BEHIND	LAP TIME	NO	BEHIND	LAP TIME	NO	BEHIND	LAP TIME	NO	BEHIND	LAP TIME	NO	BEHIND	LAP TIME
72		56.494	72		56.507	72		56.199	72		56.626	72		55.904
7	0.538	56.230	7	0.717	56.686	55	0.239	55.202	27	1 Lap	1:00.347	55	0.072	55.724
55	2.568	56.034	55	1.236	55.175	7	0.947	56.429	55	0.252	56.639	27	1 Lap	1:00.239
73	12.950	57.289	73	14.378	57.935	61	16.261	57.999	7	1.337	57.016	73	18.406	57.440
61	13.011	57.411	61	14.461	57.957	73	16.290	58.111	73	16.870	57.206	61	18.562	57.495
19	18.486	57.981	19	20.001	58.022	5	21.513	57.412	61	16.971	57.336	5	24.516	57.862
5	19.046	57.406	5	20.300	57.761	19	22.604	58.802	5	22.558	57.671	78	30.535	1:00.075
78	23.281	56.818	78	23.618	56.844	78	24.707	57.288	78	26.364	58.283	19	33.499	1:02.891
71	28.229	58.481	71	30.201	58.479	71	32.532	58.530	19	26.512	1:00.534	71	38.636	59.126
77	42.525	59.496	77	45.480	59.462	88	9 Laps	9:47.455	71	35.414	59.508	88	9 Laps	1:00.767
27	48.874	1:00.012	27	52.718	1:00.351	77	48.802	59.521	88	9 Laps	1:02.404	77	55.045	59.304
									77	51.645	59.469			

Autumn Truckfest Race Meeting

Cannons Tin Tops

RACE 2 - LAP CHART

LAP 16		
NO	BEHIND	LAP TIME
55		55.581
72	0.570	56.223
27	1 Lap	59.797
61	20.456	57.547
73	20.622	57.869
5	25.941	57.078
78	32.521	57.639
19	40.023	1:02.177
71	41.613	58.630
88	9 Laps	1:00.667
77	58.611	59.219

Weather / Track : Cloudy / Dry

Results can be found at www.tsl-timing.com

Page 4 of 4

Brands Hatch Indy
Circuit Length = 1.2079 miles
Start: 11:52 Flag 12:07 End: 12:08

Printed - 12:09 Saturday, 02 November 2013

Autumn Truckfest Race Meeting

Cannons Tin Tops

RACE 2 - LAP ANALYSIS

DIFF = Difference To Personal Best Lap

P1 55 Chris WHITEMAN				
LAP	LAP TIME	DIFF	MPH	TIME OF DAY
1 -	1:04.285	9.110	67.64	11:53:28.397
2 -	58.157	2.982	74.77	11:54:26.554
3 -	57.994	2.819	74.98	11:55:24.548
4 -	56.838	1.663	76.50	11:56:21.386
5 -	56.176	1.001	77.41	11:57:17.562
6 -	56.311	1.136	77.22	11:58:13.873
7 -	55.515 (3)	0.340	78.33	11:59:09.388
8 -	55.881	0.706	77.81	12:00:05.269
9 -	55.839	0.664	77.87	12:01:01.108
10 -	56.076	0.901	77.54	12:01:57.184
11 -	56.034	0.859	77.60	12:02:53.218
12 -	55.175 (1)		78.81	12:03:48.393
13 -	55.202 (2)	0.027	78.77	12:04:43.595
14 -	56.639	1.464	76.77	12:05:40.234
15 -	55.724	0.549	78.03	12:06:35.958
16 -	55.581	0.406	78.23	12:07:31.539

P2 72 Tom BRIDGER				
LAP	LAP TIME	DIFF	MPH	TIME OF DAY
1 -	1:00.612	4.708	71.74	11:53:24.724
2 -	57.310	1.406	75.87	11:54:22.034
3 -	56.564	0.660	76.87	11:55:18.598
4 -	56.916	1.012	76.40	11:56:15.514
5 -	57.049	1.145	76.22	11:57:12.563
6 -	56.276	0.372	77.27	11:58:08.839
7 -	56.262	0.358	77.29	11:59:05.101
8 -	56.231	0.327	77.33	12:00:01.332
9 -	56.458	0.554	77.02	12:00:57.790
10 -	56.366	0.462	77.14	12:01:54.156
11 -	56.494	0.590	76.97	12:02:50.650
12 -	56.507	0.603	76.95	12:03:47.157
13 -	56.199 (2)	0.295	77.37	12:04:43.356
14 -	56.626	0.722	76.79	12:05:39.982
15 -	55.904 (1)		77.78	12:06:35.886
16 -	56.223 (3)	0.319	77.34	12:07:32.109

P3 61 Cliff PELLIN				
LAP	LAP TIME	DIFF	MPH	TIME OF DAY
1 -	1:01.980	4.743	70.16	11:53:26.092
2 -	58.095	0.858	74.85	11:54:24.187
3 -	57.925	0.688	75.07	11:55:22.112
4 -	57.875	0.638	75.13	11:56:19.987
5 -	57.594	0.357	75.50	11:57:17.581
6 -	58.303	1.066	74.58	11:58:15.884
7 -	58.172	0.935	74.75	11:59:14.056
8 -	57.556	0.319	75.55	12:00:11.612
9 -	57.401 (3)	0.164	75.75	12:01:09.013
10 -	57.237 (1)		75.97	12:02:06.250
11 -	57.411	0.174	75.74	12:03:03.661
12 -	57.957	0.720	75.03	12:04:01.618
13 -	57.999	0.762	74.97	12:04:59.617
14 -	57.336 (2)	0.099	75.84	12:05:56.953
15 -	57.495	0.258	75.63	12:06:54.448
16 -	57.547	0.310	75.56	12:07:51.995

P4 73 Terry SEARLES				
LAP	LAP TIME	DIFF	MPH	TIME OF DAY
1 -	1:04.011	7.450	67.93	11:53:28.123
2 -	58.136	1.575	74.80	11:54:26.259

DIFF = Difference To Personal Best Lap

3 -	58.555	1.994	74.26	11:55:24.814
4 -	59.281	2.720	73.35	11:56:24.095
5 -	57.266	0.705	75.93	11:57:21.361
6 -	57.493	0.932	75.63	11:58:18.854
7 -	57.179	0.618	76.05	11:59:16.033
8 -	56.742 (2)	0.181	76.63	12:00:12.775
9 -	56.561 (1)		76.88	12:01:09.336
10 -	56.975 (3)	0.414	76.32	12:02:06.311
11 -	57.289	0.728	75.90	12:03:03.600
12 -	57.935	1.374	75.06	12:04:01.535
13 -	58.111	1.550	74.83	12:04:59.646
14 -	57.206	0.645	76.01	12:05:56.852
15 -	57.440	0.879	75.70	12:06:54.292
16 -	57.869	1.308	75.14	12:07:52.161

P5 5 Vic HOPE				
LAP	LAP TIME	DIFF	MPH	TIME OF DAY
1 -	1:06.253	9.175	65.63	11:53:30.365
2 -	59.192	2.114	73.46	11:54:29.557
3 -	58.602	1.524	74.20	11:55:28.159
4 -	57.798	0.720	75.23	11:56:25.957
5 -	57.329 (2)	0.251	75.85	11:57:23.286
6 -	57.771	0.693	75.27	11:58:21.057
7 -	58.144	1.066	74.79	11:59:19.201
8 -	57.996	0.918	74.98	12:00:17.197
9 -	57.501	0.423	75.62	12:01:14.698
10 -	57.592	0.514	75.50	12:02:12.290
11 -	57.406 (3)	0.328	75.75	12:03:09.696
12 -	57.761	0.683	75.28	12:04:07.457
13 -	57.412	0.334	75.74	12:05:04.869
14 -	57.671	0.593	75.40	12:06:02.540
15 -	57.862	0.784	75.15	12:07:00.402
16 -	57.078 (1)		76.18	12:07:57.480

P6 78 Russell TURNER				
LAP	LAP TIME	DIFF	MPH	TIME OF DAY
1 -	1:07.350	10.532	64.56	11:53:31.462
2 -	59.571	2.753	72.99	11:54:31.033
3 -	58.499	1.681	74.33	11:55:29.532
4 -	58.334	1.516	74.54	11:56:27.866
5 -	58.884	2.066	73.85	11:57:26.750
6 -	59.534	2.716	73.04	11:58:26.284
7 -	58.240	1.422	74.66	11:59:24.524
8 -	57.791	0.973	75.24	12:00:22.315
9 -	57.380	0.562	75.78	12:01:19.695
10 -	57.418	0.600	75.73	12:02:17.113
11 -	56.818 (1)		76.53	12:03:13.931
12 -	56.844 (2)	0.026	76.50	12:04:10.775
13 -	57.288 (3)	0.470	75.90	12:05:08.063
14 -	58.283	1.465	74.61	12:06:06.346
15 -	1:00.075	3.257	72.38	12:07:06.421
16 -	57.639	0.821	75.44	12:08:04.060

P7 19 Peter WINSTONE				
LAP	LAP TIME	DIFF	MPH	TIME OF DAY
1 -	1:03.092	5.495	68.92	11:53:27.204
2 -	58.490	0.893	74.34	11:54:25.694
3 -	58.613	1.016	74.19	11:55:24.307
4 -	58.994	1.397	73.71	11:56:23.301
5 -	57.668 (2)	0.071	75.40	11:57:20.969
6 -	58.711	1.114	74.06	11:58:19.680
7 -	57.597 (1)		75.50	11:59:17.277

Brands Hatch Indy

Circuit Length = 1.2079 miles

Start: 11:52 Flag 12:07 End: 12:08

Weather / Track : Cloudy / Dry

Autumn Truckfest Race Meeting

Cannons Tin Tops

RACE 2 - LAP ANALYSIS

DIFF = Difference To Personal Best Lap

8 -	58.133	0.536	74.80	12:00:15.410
9 -	57.998	0.401	74.97	12:01:13.408
10 -	57.747 (3)	0.150	75.30	12:02:11.155
11 -	57.981	0.384	75.00	12:03:09.136
12 -	58.022	0.425	74.94	12:04:07.158
13 -	58.802	1.205	73.95	12:05:05.960
14 -	1:00.534	2.937	71.83	12:06:06.494
15 -	1:02.891	5.294	69.14	12:07:09.385
16 -	1:02.177	4.580	69.93	12:08:11.562

P8 71 Mark FREEMANTLE

LAP	LAP TIME	DIFF	MPH	TIME OF DAY
1 -	1:05.689	7.787	66.19	11:53:29.801
2 -	59.265	1.363	73.37	11:54:29.066
3 -	59.288	1.386	73.34	11:55:28.354
4 -	59.313	1.411	73.31	11:56:27.667
5 -	58.913	1.011	73.81	11:57:26.580
6 -	1:00.259	2.357	72.16	11:58:26.839
7 -	58.776	0.874	73.98	11:59:25.615
8 -	57.902 (1)		75.10	12:00:23.517
9 -	58.040 (2)	0.138	74.92	12:01:21.557
10 -	58.841	0.939	73.90	12:02:20.398
11 -	58.481	0.579	74.35	12:03:18.879
12 -	58.479 (3)	0.577	74.36	12:04:17.358
13 -	58.530	0.628	74.29	12:05:15.888
14 -	59.508	1.606	73.07	12:06:15.396
15 -	59.126	1.224	73.54	12:07:14.522
16 -	58.630	0.728	74.17	12:08:13.152

P9 77 Peter OSBORNE

LAP	LAP TIME	DIFF	MPH	TIME OF DAY
1 -	1:09.244	10.098	62.80	11:53:33.356
2 -	1:01.391	2.245	70.83	11:54:34.747
3 -	1:00.583	1.437	71.77	11:55:35.330
4 -	1:00.219	1.073	72.21	11:56:35.549
5 -	1:00.100	0.954	72.35	11:57:35.649
6 -	1:00.195	1.049	72.24	11:58:35.844
7 -	59.764	0.618	72.76	11:59:35.608
8 -	59.530	0.384	73.04	12:00:35.138
9 -	59.395	0.249	73.21	12:01:34.533
10 -	59.146 (1)		73.52	12:02:33.679
11 -	59.496	0.350	73.09	12:03:33.175
12 -	59.462	0.316	73.13	12:04:32.637
13 -	59.521	0.375	73.05	12:05:32.158
14 -	59.469	0.323	73.12	12:06:31.627
15 -	59.304 (3)	0.158	73.32	12:07:30.931
16 -	59.219 (2)	0.073	73.43	12:08:30.150

P10 27 Dominic RYAN

LAP	LAP TIME	DIFF	MPH	TIME OF DAY
1 -	1:08.798	9.001	63.20	11:53:32.910
2 -	1:00.897	1.100	71.40	11:54:33.807
3 -	1:00.572	0.775	71.79	11:55:34.379
4 -	1:00.800	1.003	71.52	11:56:35.179
5 -	1:00.761	0.964	71.56	11:57:35.940
6 -	1:01.425	1.628	70.79	11:58:37.365
7 -	1:00.730	0.933	71.60	11:59:38.095
8 -	1:00.327	0.530	72.08	12:00:38.422
9 -	1:01.156	1.359	71.10	12:01:39.578
10 -	59.934 (2)	0.137	72.55	12:02:39.512
11 -	1:00.012 (3)	0.215	72.46	12:03:39.524
12 -	1:00.351	0.554	72.05	12:04:39.875

DIFF = Difference To Personal Best Lap

13 -	1:00.347	0.550	72.05	12:05:40.222
14 -	1:00.239	0.442	72.18	12:06:40.461
15 -	59.797 (1)		72.72	12:07:40.258

P11 7 Glen ROSSITER

LAP	LAP TIME	DIFF	MPH	TIME OF DAY
1 -	1:02.053	5.865	70.07	11:53:26.165
2 -	56.805	0.617	76.55	11:54:22.970
3 -	56.974	0.786	76.32	11:55:19.944
4 -	57.159	0.971	76.07	11:56:17.103
5 -	56.318	0.130	77.21	11:57:13.421
6 -	56.188 (1)		77.39	11:58:09.609
7 -	56.355	0.167	77.16	11:59:05.964
8 -	56.254 (3)	0.066	77.30	12:00:02.218
9 -	56.304	0.116	77.23	12:00:58.522
10 -	56.436	0.248	77.05	12:01:54.958
11 -	56.230 (2)	0.042	77.33	12:02:51.188
12 -	56.686	0.498	76.71	12:03:47.874
13 -	56.429	0.241	77.06	12:04:44.303
14 -	57.016	0.828	76.26	12:05:41.319

P12 88 David CHARLTON

LAP	LAP TIME	DIFF	MPH	TIME OF DAY
1 -	1:08.014	7.371	63.93	11:53:32.126
2 -	1:00.889	0.246	71.41	11:54:33.015
3 -	1:00.643 (1)		71.70	11:55:33.658
4 -	9:47.455	8:46.812	7.40	12:05:21.113
5 -	1:02.404	1.761	69.68	12:06:23.517
6 -	1:00.767 (3)	0.124	71.56	12:07:24.284
7 -	1:00.667 (2)	0.024	71.67	12:08:24.951

Weather / Track : Cloudy / Dry

Brands Hatch Indy

Circuit Length = 1.2079 miles

Start: 11:52 Flag 12:07 End: 12:08


Autumn Truckfest Race Meeting

BARC SE Quaife Motoring News Saloon Cars & Cannons Tin Tops (T1, T4 & TP)

RACE 9 - GRID

ROW 16	31	88 David CHARLTON	32	87 Graham RICHARDSON
ROW 15	29	77 Peter OSBORNE	30	27 Dominic RYAN
ROW 14	27	72 Tom BRIDGER	28	19 Peter WINSTONE
ROW 13	25	2 Jamie LIPTROTT	26	43 Thomas KNIGHT
ROW 12	23	92 Andrew GIBBONS	24	38 Andy PIPE
ROW 11	21	93 Gary COLE	22	66 Stephen BOOTH
ROW 10	19	10 Peter WILKINSON	20	91 Martin JOHNSTON
ROW 9	17	97 Andy WOODS-DEAN	18	70 Bob HOSIER
ROW 8	15	26 Bill RICHARDS	16	96 David THOMAS
ROW 7	13	82 Peter TAYLOR	14	83 Dale GENT
ROW 6	11	4 Mark WALLIS	12	33 Ian BUTLER
ROW 5	9	49 Danny INNES	10	39 Berni BAXTER
ROW 4	7	36 Paul EVE	8	62 Alan PHILLIPS
ROW 3	5	57 Tony PAXMAN	6	34 Stephen DANN
ROW 2	3	29 Steve ROTHERY	4	85 Stewart HUTCHINSON
ROW 1	1	52 Rick MAY	2	1 Gavin THOMSON

Pole



Brands Hatch Indy
Circuit Length = 1.2079 miles

These results are provisional until the conclusion of any judicial and technical matters.

Clerk Of Course :		Timekeeper :
-------------------	--	--------------

Autumn Truckfest Race Meeting

BARC SE Quaife Motoring News Saloon Cars & Cannons Tin Tops (T1, T4 & TP)

RACE 9 - CLASSIFICATION - AMENDED

POS	NO	CL	PIC NAME	ENTRY	LAPS	TIME	GAP	DIFF	MPH	BEST	ON
1	52	A	1 Rick MAY	Ford Escort	13	15:45.916			59.76	51.215	12
2	33	B	1 Ian BUTLER	Ford Focus RS	13	16:03.371	17.455	17.455	58.68	53.845	13
3	29	D	1 Steve ROTHERY	Renault Clio	13	16:08.795	22.879	5.424	58.35	54.720	13
4	36 *	A	2 Paul EVE	Ford Sierra Sapphire	13	16:10.195	24.279	1.400	58.26	53.059	8
5	85	E	1 Stewart HUTCHINSON	Honda Integra Type R	13	16:10.233	24.317	0.038	58.26	54.565	13
6	43 *	C	1 Thomas KNIGHT	BMW E36 M3	13	16:16.720	30.804	6.487	57.87	53.814	10
7	57	D	2 Tony PAXMAN	Ford Escort	13	16:22.266	36.350	5.546	57.55	56.232	13
8	49	A	3 Danny INNES	Seat Leon	13	16:24.205	38.289	1.939	57.43	55.342	12
9	96	D	3 David THOMAS	Renault Clio	13	16:25.840	39.924	1.635	57.34	55.136	13
10	82	C	2 Peter TAYLOR	Ford Sierra Cosworth	13	16:29.051	43.135	3.211	57.15	55.345	11
11	97	E	2 Andy WOODS-DEAN	Renault Megane Coupe	13	16:31.014	45.098	1.963	57.04	55.943	12
12	72	T1	1 Tom BRIDGER	Rover 220 Turbo	13	16:31.242	45.326	0.228	57.03	56.087	12
13	2	C	3 Jamie LIPTROTT	BMW e36 m3	13	16:34.585	48.669	3.343	56.83	55.938	13
14	62	B	2 Alan PHILLIPS	Ford Sierra Sapphire	13	16:36.799	50.883	2.214	56.71	55.915	13
15	66	B	3 Stephen BOOTH	Ford Sierra RS	13	16:37.240	51.324	0.441	56.68	55.879	13
16	38	E	3 Andy PIPE	Ford Escort MK1	13	16:39.351	53.435	2.111	56.56	56.232	13
17	70	D	4 Bob HOSIER	Mini Cooper S	13	16:40.631	54.715	1.280	56.49	55.114	11
18	34	B	4 Stephen DANN	Volkswagen Golf	13	16:42.037	56.121	1.406	56.41	57.970	12
19	19	T1	2 Peter WINSTONE	Tomcat	13	16:45.148	59.232	3.111	56.24	58.125	11
20	91	C	4 Martin JOHNSTON	BMW m3 csl	12	15:49.143	1 Lap	1 Lap	54.97	57.072	11
21	77	TP	1 Peter OSBORNE	Renault Clio	12	15:56.332	1 Lap	7.189	54.56	58.728	12
22	39	C	5 Berni BAXTER	Audi S3	12	16:03.675	1 Lap	7.343	54.15	1:00.844	8
23	27	T4	1 Dominic RYAN	Ford Fiesta ZetecS	12	16:11.612	1 Lap	7.937	53.70	1:00.472	12
24	88	T4	2 David CHARLTON	Volkswagen Beetle	12	16:13.418	1 Lap	1.806	53.60	1:00.761	12
25	93	E	4 Gary COLE	Citroen BX 16v	12	16:32.424	1 Lap	19.006	52.58	1:01.769	7
26	10	B	5 Peter WILKINSON	Peugeot 306	10	15:51.110	3 Laps	2 Laps	45.72	56.463	10

NOT CLASSIFIED

DNF	83	A	Dale GENT	Subaru Impreza	12	14:51.345	1 Lap	0.000	58.54	51.100	10
DNF	1	C	Gavin THOMSON	Peugeot 205	9	12:20.681	4 Laps	3 Laps	52.83	53.356	9
DNF	4	E	Mark WALLIS	Renault Clio	2	3:36.139	11 Laps	7 Laps	40.23		
DNF	26	D	Bill RICHARDS	Rover Mini Clubman	0						
DNF	92	E	Andrew GIBBONS	Ford Fiesta	0						

FASTEST LAP

83	A	Dale GENT	Subaru Impreza	10	51.100	85.09 mph	136.95 kph
1	C	Gavin THOMSON	Peugeot 205	9	53.356	81.50 mph	131.16 kph
33	B	Ian BUTLER	Ford Focus RS	13	53.845	80.76 mph	129.97 kph
85	E	Stewart HUTCHINSON	Honda Integra Type R	13	54.565	79.69 mph	128.25 kph
29	D	Steve ROTHERY	Renault Clio	13	54.720	79.47 mph	127.89 kph
72	T1	Tom BRIDGER	Rover 220 Turbo	12	56.087	77.53 mph	124.77 kph
77	TP	Peter OSBORNE	Renault Clio	12	58.728	74.04 mph	119.16 kph
27	T4	Dominic RYAN	Ford Fiesta ZetecS	12	1:00.472	71.91 mph	115.72 kph

Car 43 - Please fit a working transponder MSA Q 12.2.1

Car 66 - Please check fitment of transponder - intermittent signal

Car 36 - 10 second penalty for overtaking before crossing start line for green flag - Q 12.5

Brands Hatch Indy

Circuit Length = 1.2079 miles

Start: 11:17 Flag 11:33 End: 11:34

Weather / Track : Cloudy / Dry

These results are provisional until the conclusion of any judicial and technical matters.

Clerk Of Course :	Timekeeper :
-------------------	--------------

Autumn Truckfest Race Meeting

BARC SE Quaife Motoring News Saloon Cars & Cannons Tin Tops (T1, T4 & TP)

RACE 9 - LAP CHART

LAP 1			LAP 2			LAP 3			LAP 4			LAP 5		
NO	BEHIND	LAP TIME	NO	BEHIND	LAP TIME	NO	BEHIND	LAP TIME	NO	BEHIND	LAP TIME	NO	BEHIND	LAP TIME
52		59.573	52		1:39.490	52		2:33.827	52		2:07.517	52		1:21.144
1	0.505	1:00.078	1	1.180	1:40.165	1	0.940	2:33.587	1	0.939	2:07.516	1	1.142	1:21.347
29	0.971	1:00.544	29	1.722	1:40.241	29	1.725	2:33.830	29	1.487	2:07.279	36	3.117	1:21.913
36	1.790	1:01.363	36	3.300	1:41.000	36	3.190	2:33.717	36	2.348	2:06.675	29	3.350	1:23.007
85	2.003	1:01.576	85	5.425	1:42.912	85	4.832	2:33.234	85	4.096	2:06.781	85	3.991	1:21.039
83	2.433	1:02.006	57	7.024	1:43.708	57	5.479	2:32.282	57	5.729	2:07.767	57	4.413	1:19.828
57	2.806	1:02.379	83	8.275	1:45.332	83	6.319	2:31.871	83	6.851	2:08.049	83	4.484	1:18.777
33	4.700	1:04.273	33	9.768	1:44.558	33	7.302	2:31.361	33	8.349	2:08.564	33	4.858	1:17.653
62	6.414	1:05.987	62	11.137	1:44.213	62	9.142	2:31.832	62	9.021	2:07.396	62	6.301	1:18.424
49	6.846	1:06.419	49	13.152	1:45.796	49	10.305	2:30.980	49	10.496	2:07.708	49	6.620	1:17.268
34	7.270	1:06.843	34	14.748	1:46.968	34	11.873	2:30.952	34	11.809	2:07.453	34	7.464	1:16.799
96	7.690	1:07.263	96	15.767	1:47.567	96	12.909	2:30.969	96	13.373	2:07.981	96	8.028	1:15.799
70	7.860	1:07.433	70	17.207	1:48.837	70	14.045	2:30.665	70	14.261	2:07.733	70	8.482	1:15.365
97	8.123	1:07.696	97	18.217	1:49.584	97	15.666	2:31.276	97	15.285	2:07.136	97	9.673	1:15.532
82	8.876	1:08.449	82	18.781	1:49.395	82	16.654	2:31.700	82	15.942	2:06.805	82	10.674	1:15.876
39	9.076	1:08.649	39	19.539	1:49.953	39	17.608	2:31.896	39	16.340	2:06.249	39	11.628	1:16.432
91	9.745	1:09.318	91	20.721	1:50.466	91	19.952	2:33.058	91	17.093	2:04.658	91	11.885	1:15.936
19	11.162	1:10.735	19	22.065	1:50.393	19	21.547	2:33.309	19	18.512	2:04.482	19	12.124	1:14.756
66	11.674	1:11.247	66	22.688	1:50.504	66	23.150	2:34.289	66	18.955	2:03.322	66	12.606	1:14.795
72	11.858	1:11.431	72	24.359	1:51.991	72	24.425	2:33.893	72	20.594	2:03.686	72	12.920	1:13.470
43	12.236	1:11.809	43	25.530	1:52.784	43	24.936	2:33.233	43	22.091	2:04.672	43	12.970	1:12.023
88	14.314	1:13.887	88	27.286	1:52.462	88	26.246	2:32.787	88	22.853	2:04.124	88	16.274	1:14.565
77	15.138	1:14.711	77	28.058	1:52.410	77	27.529	2:33.298	77	23.730	2:03.718	77	16.347	1:13.761
27	15.857	1:15.430	27	28.717	1:52.350	27	28.667	2:33.777	27	24.140	2:02.990	27	17.482	1:14.486
38	17.650	1:17.223	38	29.536	1:51.376	38	28.887	2:33.178	38	25.095	2:03.725	38	17.527	1:13.576
93	18.407	1:17.980	93	30.948	1:52.031	93	32.536	2:35.415	93	26.232	2:01.213	2	19.325	1:13.442
4	22.576	1:22.149	2	32.638	1:32.228	2	34.438	2:35.627	2	27.027	2:00.106	93	19.888	1:14.800
2	39.900	1:39.473	4	57.075	2:13.989 P	10	2 Laps	6:02.570 P	10	2 Laps	1:46.563	10	2 Laps	1:14.623

Weather / Track : Cloudy / Dry

Autumn Truckfest Race Meeting

BARC SE Quaife Motoring News Saloon Cars & Cannons Tin Tops (T1, T4 & TP)

RACE 9 - LAP CHART

LAP 6			LAP 7			LAP 8			LAP 9			LAP 10		
NO	BEHIND	LAP TIME	NO	BEHIND	LAP TIME	NO	BEHIND	LAP TIME	NO	BEHIND	LAP TIME	NO	BEHIND	LAP TIME
52		55.511	52		53.727	52		52.830	52		51.689	52		52.030
1	1.434	55.803	1	2.034	54.327	83	2.020	51.972	83	1.499	51.168	27	1 Lap	1:01.625
36	2.739	55.133	83	2.878	53.186	1	3.706	54.502	1	5.373	53.356	83	0.569	51.100
83	3.419	54.446	36	3.723	54.711	36	3.952	53.059	36	5.392	53.129	93	1 Lap	1:05.000
29	5.379	57.540	33	7.480	55.378	33	9.032	54.382	33	11.472	54.129	36	8.624	55.262
33	5.829	56.482	29	7.534	55.882	29	10.105	55.401	29	13.584	55.168	33	14.007	54.565
85	6.910	58.430	85	8.584	55.401	85	11.934	56.180	85	15.111	54.866	29	16.498	54.944
57	7.577	58.675	57	10.653	56.803	57	14.505	56.682	57	19.587	56.771	85	18.291	55.210
49	11.761	1:00.652	49	15.619	57.585	49	20.038	57.249	43	23.825	54.411	57	23.947	56.390
62	11.919	1:01.129	96	17.899	58.683	43	21.103	55.267	49	25.335	56.986	43	25.609	53.814
34	12.636	1:00.683	62	18.131	59.939	96	22.536	57.467	96	27.519	56.672	49	29.889	56.584
96	12.943	1:00.426	97	18.228	58.863	97	24.343	58.945	97	29.366	56.712	96	31.512	56.023
97	13.092	58.930	43	18.666	58.067	62	24.475	59.174	82	30.091	57.106	97	34.333	56.997
70	13.612	1:00.641	82	20.181	59.814	82	24.674	57.323	72	30.787	57.237	82	34.399	56.338
82	14.094	58.931	34	20.210	1:01.301	72	25.239	57.153	62	32.378	59.592	72	35.341	56.584
43	14.326	56.867	72	20.916	57.716	34	26.750	59.370	34	33.440	58.379	62	38.587	58.239
19	16.529	59.916	19	21.834	59.032	19	27.369	58.365	66	33.955	58.082	2	38.817	56.795
72	16.927	59.518	66	22.979	59.066	66	27.562	57.413	2	34.052	57.253	34	39.877	58.467
39	16.981	1:00.864	39	24.776	1:01.522	2	28.488	56.262	19	35.447	59.767	66	40.141	58.216
66	17.640	1:00.545	2	25.056	57.911	38	30.084	57.013	38	35.538	57.143	38	40.948	57.440
91	19.186	1:02.812	91	25.761	1:00.302	91	32.700	59.769	91	40.072	59.061	19	41.748	58.331
77	20.577	59.741	38	25.901	58.544	39	32.790	1:00.844	70	40.264	57.910	70	45.543	57.309
2	20.872	57.058	77	27.112	1:00.262	77	33.790	59.508	77	43.460	1:01.359	91	46.281	58.239
38	21.084	59.068	70	30.029	1:10.144	70	34.043	56.844	39	43.516	1:02.415	10	2 Laps	58.416
88	23.742	1:02.979	10	2 Laps	1:00.072	10	2 Laps	57.999	10	2 Laps	57.342	77	51.341	59.911
27	24.209	1:02.238	88	32.914	1:02.899	88	41.963	1:01.879	88	51.940	1:01.666			
10	2 Laps	59.681	27	33.660	1:03.178	27	42.506	1:01.676						
93	27.321	1:02.944	93	35.363	1:01.769	93	46.444	1:03.911						

Autumn Truckfest Race Meeting

BARC SE Quaife Motoring News Saloon Cars & Cannons Tin Tops (T1, T4 & TP)

RACE 9 - LAP CHART

LAP 11			LAP 12			LAP 13		
NO	BEHIND	LAP TIME	NO	BEHIND	LAP TIME	NO	BEHIND	LAP TIME
83		52.071	83		51.367	52		54.162
52	0.561	53.201	52	0.409	51.215	91	1 Lap	58.452
39	1 Lap	1:02.511	10	3 Laps	57.381	10	3 Laps	56.463
27	1 Lap	1:01.539	77	1 Lap	58.925	77	1 Lap	58.728
88	1 Lap	1:02.211	39	1 Lap	1:01.324	36	14.279	53.672
36	11.242	55.258	36	15.178	55.303	33	17.455	53.845
33	15.531	54.164	33	18.181	54.017	39	1 Lap	1:01.016
29	19.323	55.465	27	1 Lap	1:01.851	29	22.879	54.720
85	21.050	55.399	88	1 Lap	1:03.198	85	24.317	54.565
93	1 Lap	1:06.379	29	22.730	54.774	27	1 Lap	1:00.472
43	27.962	54.993	85	24.323	54.640	88	1 Lap	1:00.761
57	29.440	58.133	43	30.874	54.279	43	30.804	54.501
49	33.138	55.889	57	34.689	56.616	57	36.350	56.232
96	35.019	56.147	93	1 Lap	1:05.708	49	38.289	55.747
82	37.104	55.345	49	37.113	55.342	96	39.924	55.136
97	38.618	56.925	96	39.359	55.707	82	43.135	56.435
72	39.011	56.310	82	41.271	55.534	97	45.098	56.475
2	42.304	56.127	97	43.194	55.943	72	45.326	56.166
62	43.920	57.973	72	43.731	56.087	93	1 Lap	1:05.274
66	45.020	57.519	2	47.302	56.365	2	48.669	55.938
34	46.072	58.835	62	49.539	56.986	62	50.883	55.915
38	46.285	57.977	66	50.016	56.363	66	51.324	55.879
19	47.233	58.125	38	51.774	56.856	38	53.435	56.232
70	48.017	55.114	34	52.675	57.970	70	54.715	56.189
91	50.713	57.072	70	53.097	56.447	34	56.121	58.017
			19	54.511	58.645	19	59.232	59.292

Autumn Truckfest Race Meeting

BARC SE Quaife Motoring News Saloon Cars & Cannons Tin Tops (T1, T4 & TP)

RACE 9 - LAP ANALYSIS

DIFF = Difference To Personal Best Lap

P1 52 Rick MAY				
LAP	LAP TIME	DIFF	MPH	TIME OF DAY
1 -	59.573	8.358	72.99	11:18:30.412
2 -	1:39.490	48.275	43.70	11:20:09.902
3 -	2:33.827	1:42.612	28.26	11:22:43.729
4 -	2:07.517	1:16.302	34.10	11:24:51.246
5 -	1:21.144	29.929	53.59	11:26:12.390
6 -	55.511	4.296	78.33	11:27:07.901
7 -	53.727	2.512	80.93	11:28:01.628
8 -	52.830	1.615	82.31	11:28:54.458
9 -	51.689 (2)	0.474	84.13	11:29:46.147
10 -	52.030 (3)	0.815	83.57	11:30:38.177
11 -	53.201	1.986	81.73	11:31:31.378
12 -	51.215 (1)		84.90	11:32:22.593
13 -	54.162	2.947	80.28	11:33:16.755

P2 36 Paul EVE				
LAP	LAP TIME	DIFF	MPH	TIME OF DAY
1 -	1:01.363	8.304	70.86	11:18:32.202
2 -	1:41.000	47.941	43.05	11:20:13.202
3 -	2:33.717	1:40.658	28.28	11:22:46.919
4 -	2:06.675	1:13.616	34.32	11:24:53.594
5 -	1:21.913	28.854	53.08	11:26:15.507
6 -	55.133	2.074	78.87	11:27:10.640
7 -	54.711	1.652	79.48	11:28:05.351
8 -	53.059 (1)		81.95	11:28:58.410
9 -	53.129 (2)	0.070	81.84	11:29:51.539
10 -	55.262	2.203	78.69	11:30:46.801
11 -	55.258	2.199	78.69	11:31:42.059
12 -	55.303	2.244	78.63	11:32:37.362
13 -	53.672 (3)	0.613	81.02	11:33:31.034

P3 33 Ian BUTLER				
LAP	LAP TIME	DIFF	MPH	TIME OF DAY
1 -	1:04.273	10.428	67.65	11:18:35.112
2 -	1:44.558	50.713	41.59	11:20:19.670
3 -	2:31.361	1:37.516	28.73	11:22:51.031
4 -	2:08.564	1:14.719	33.82	11:24:59.595
5 -	1:17.653	23.808	56.00	11:26:17.248
6 -	56.482	2.637	76.99	11:27:13.730
7 -	55.378	1.533	78.52	11:28:09.108
8 -	54.382	0.537	79.96	11:29:03.490
9 -	54.129 (3)	0.284	80.33	11:29:57.619
10 -	54.565	0.720	79.69	11:30:52.184
11 -	54.164	0.319	80.28	11:31:46.348
12 -	54.017 (2)	0.172	80.50	11:32:40.365
13 -	53.845 (1)		80.76	11:33:34.210

P4 29 Steve ROTHERY				
LAP	LAP TIME	DIFF	MPH	TIME OF DAY
1 -	1:00.544	5.824	71.82	11:18:31.383
2 -	1:40.241	45.521	43.38	11:20:11.624
3 -	2:33.830	1:39.110	28.26	11:22:45.454
4 -	2:07.279	1:12.559	34.16	11:24:52.733
5 -	1:23.007	28.287	52.38	11:26:15.740
6 -	57.540	2.820	75.57	11:27:13.280
7 -	55.882	1.162	77.81	11:28:09.162
8 -	55.401	0.681	78.49	11:29:04.563
9 -	55.168	0.448	78.82	11:29:59.731
10 -	54.944 (3)	0.224	79.14	11:30:54.675
11 -	55.465	0.745	78.40	11:31:50.140

DIFF = Difference To Personal Best Lap

12 -	54.774 (2)	0.054	79.39	11:32:44.914
13 -	54.720 (1)		79.47	11:33:39.634

P5 85 Stewart HUTCHINSON				
LAP	LAP TIME	DIFF	MPH	TIME OF DAY
1 -	1:01.576	7.011	70.62	11:18:32.415
2 -	1:42.912	48.347	42.25	11:20:15.327
3 -	2:33.234	1:38.669	28.37	11:22:48.561
4 -	2:06.781	1:12.216	34.30	11:24:55.342
5 -	1:21.039	26.474	53.66	11:26:16.381
6 -	58.430	3.865	74.42	11:27:14.811
7 -	55.401	0.836	78.49	11:28:10.212
8 -	56.180	1.615	77.40	11:29:06.392
9 -	54.866 (3)	0.301	79.25	11:30:01.258
10 -	55.210	0.645	78.76	11:30:56.468
11 -	55.399	0.834	78.49	11:31:51.867
12 -	54.640 (2)	0.075	79.58	11:32:46.507
13 -	54.565 (1)		79.69	11:33:41.072

P6 43 Thomas KNIGHT				
LAP	LAP TIME	DIFF	MPH	TIME OF DAY
1 -	1:11.809	17.995	60.55	11:18:42.648
2 -	1:52.784	58.970	38.55	11:20:35.432
3 -	2:33.233	1:39.419	28.37	11:23:08.665
4 -	2:04.672	1:10.858	34.88	11:25:13.337
5 -	1:12.023	18.209	60.37	11:26:25.360
6 -	56.867	3.053	76.46	11:27:22.227
7 -	58.067	4.253	74.88	11:28:20.294
8 -	55.267	1.453	78.68	11:29:15.561
9 -	54.411 (3)	0.597	79.92	11:30:09.972
10 -	53.814 (1)		80.80	11:31:03.786
11 -	54.993	1.179	79.07	11:31:58.779
12 -	54.279 (2)	0.465	80.11	11:32:53.058
13 -	54.501	0.687	79.78	11:33:47.559

P7 57 Tony PAXMAN				
LAP	LAP TIME	DIFF	MPH	TIME OF DAY
1 -	1:02.379	6.147	69.71	11:18:33.218
2 -	1:43.708	47.476	41.93	11:20:16.926
3 -	2:32.282	1:36.050	28.55	11:22:49.208
4 -	2:07.767	1:11.535	34.03	11:24:56.975
5 -	1:19.828	23.596	54.47	11:26:16.803
6 -	58.675	2.443	74.11	11:27:15.478
7 -	56.803	0.571	76.55	11:28:12.281
8 -	56.682	0.450	76.71	11:29:08.963
9 -	56.771	0.539	76.59	11:30:05.734
10 -	56.390 (2)	0.158	77.11	11:31:02.124
11 -	58.133	1.901	74.80	11:32:00.257
12 -	56.616 (3)	0.384	76.80	11:32:56.873
13 -	56.232 (1)		77.33	11:33:53.105

P8 49 Danny INNES				
LAP	LAP TIME	DIFF	MPH	TIME OF DAY
1 -	1:06.419	11.077	65.47	11:18:37.258
2 -	1:45.796	50.454	41.10	11:20:23.054
3 -	2:30.980	1:35.638	28.80	11:22:54.034
4 -	2:07.708	1:12.366	34.05	11:25:01.742
5 -	1:17.268	21.926	56.27	11:26:19.010
6 -	1:00.652	5.310	71.69	11:27:19.662
7 -	57.585	2.243	75.51	11:28:17.247
8 -	57.249	1.907	75.95	11:29:14.496

Weather / Track : Cloudy / Dry

Brands Hatch Indy
Circuit Length = 1.2079 miles
Start: 11:17 Flag 11:33 End: 11:34

Autumn Truckfest Race Meeting

BARC SE Quaife Motoring News Saloon Cars & Cannons Tin Tops (T1, T4 & TP)

RACE 9 - LAP ANALYSIS

DIFF = Difference To Personal Best Lap

9 -	56.986	1.644	76.31	11:30:11.482
10 -	56.584	1.242	76.85	11:31:08.066
11 -	55.889 (3)	0.547	77.80	11:32:03.955
12 -	55.342 (1)		78.57	11:32:59.297
13 -	55.747 (2)	0.405	78.00	11:33:55.044

P9 96 David THOMAS

LAP	LAP TIME	DIFF	MPH	TIME OF DAY
1 -	1:07.263	12.127	64.64	11:18:38.102
2 -	1:47.567	52.431	40.42	11:20:25.669
3 -	2:30.969	1:35.833	28.80	11:22:56.638
4 -	2:07.981	1:12.845	33.97	11:25:04.619
5 -	1:15.799	20.663	57.37	11:26:20.418
6 -	1:00.426	5.290	71.96	11:27:20.844
7 -	58.683	3.547	74.10	11:28:19.527
8 -	57.467	2.331	75.67	11:29:16.994
9 -	56.672	1.536	76.73	11:30:13.666
10 -	56.023 (3)	0.887	77.62	11:31:09.689
11 -	56.147	1.011	77.45	11:32:05.836
12 -	55.707 (2)	0.571	78.06	11:33:01.543
13 -	55.136 (1)		78.87	11:33:56.679

P10 82 Peter TAYLOR

LAP	LAP TIME	DIFF	MPH	TIME OF DAY
1 -	1:08.449	13.104	63.52	11:18:39.288
2 -	1:49.395	54.050	39.75	11:20:28.683
3 -	2:31.700	1:36.355	28.66	11:23:00.383
4 -	2:06.805	1:11.460	34.29	11:25:07.188
5 -	1:15.876	20.531	57.31	11:26:23.064
6 -	58.931	3.586	73.79	11:27:21.995
7 -	59.814	4.469	72.70	11:28:21.809
8 -	57.323	1.978	75.86	11:29:19.132
9 -	57.106	1.761	76.14	11:30:16.238
10 -	56.338 (3)	0.993	77.18	11:31:12.576
11 -	55.345 (1)		78.57	11:32:07.921
12 -	55.534 (2)	0.189	78.30	11:33:03.455
13 -	56.435	1.090	77.05	11:33:59.890

P11 97 Andy WOODS-DEAN

LAP	LAP TIME	DIFF	MPH	TIME OF DAY
1 -	1:07.696	11.753	64.23	11:18:38.535
2 -	1:49.584	53.641	39.68	11:20:28.119
3 -	2:31.276	1:35.333	28.74	11:22:59.395
4 -	2:07.136	1:11.193	34.20	11:25:06.531
5 -	1:15.532	19.589	57.57	11:26:22.063
6 -	58.930	2.987	73.79	11:27:20.993
7 -	58.863	2.920	73.87	11:28:19.856
8 -	58.945	3.002	73.77	11:29:18.801
9 -	56.712 (3)	0.769	76.67	11:30:15.513
10 -	56.997	1.054	76.29	11:31:12.510
11 -	56.925	0.982	76.39	11:32:09.435
12 -	55.943 (1)		77.73	11:33:05.378
13 -	56.475 (2)	0.532	77.00	11:34:01.853

P12 72 Tom BRIDGER

LAP	LAP TIME	DIFF	MPH	TIME OF DAY
1 -	1:11.431	15.344	60.87	11:18:42.270
2 -	1:51.991	55.904	38.82	11:20:34.261
3 -	2:33.893	1:37.806	28.25	11:23:08.154
4 -	2:03.686	1:07.599	35.15	11:25:11.840
5 -	1:13.470	17.383	59.18	11:26:25.310

DIFF = Difference To Personal Best Lap

6 -	59.518	3.431	73.06	11:27:24.828
7 -	57.716	1.629	75.34	11:28:22.544
8 -	57.153	1.066	76.08	11:29:19.697
9 -	57.237	1.150	75.97	11:30:16.934
10 -	56.584	0.497	76.85	11:31:13.518
11 -	56.310 (3)	0.223	77.22	11:32:09.828
12 -	56.087 (1)		77.53	11:33:05.915
13 -	56.166 (2)	0.079	77.42	11:34:02.081

P13 2 Jamie LIPTROTT

LAP	LAP TIME	DIFF	MPH	TIME OF DAY
1 -	1:39.473	43.535	43.71	11:19:10.312
2 -	1:32.228	36.290	47.15	11:20:42.540
3 -	2:35.627	1:39.689	27.94	11:23:18.167
4 -	2:00.106	1:04.168	36.20	11:25:18.273
5 -	1:13.442	17.504	59.21	11:26:31.715
6 -	57.058	1.120	76.21	11:27:28.773
7 -	57.911	1.973	75.09	11:28:26.684
8 -	56.262 (3)	0.324	77.29	11:29:22.946
9 -	57.253	1.315	75.95	11:30:20.199
10 -	56.795	0.857	76.56	11:31:16.994
11 -	56.127 (2)	0.189	77.47	11:32:13.121
12 -	56.365	0.427	77.15	11:33:09.486
13 -	55.938 (1)		77.73	11:34:05.424

P14 62 Alan PHILLIPS

LAP	LAP TIME	DIFF	MPH	TIME OF DAY
1 -	1:05.987	10.072	65.90	11:18:36.826
2 -	1:44.213	48.298	41.72	11:20:21.039
3 -	2:31.832	1:35.917	28.64	11:22:52.871
4 -	2:07.396	1:11.481	34.13	11:25:00.267
5 -	1:18.424	22.509	55.44	11:26:18.691
6 -	1:01.129	5.214	71.13	11:27:19.820
7 -	59.939	4.024	72.55	11:28:19.759
8 -	59.174	3.259	73.48	11:29:18.933
9 -	59.592	3.677	72.97	11:30:18.525
10 -	58.239	2.324	74.66	11:31:16.764
11 -	57.973 (3)	2.058	75.01	11:32:14.737
12 -	56.986 (2)	1.071	76.31	11:33:11.723
13 -	55.915 (1)		77.77	11:34:07.638

P15 66 Stephen BOOTH

LAP	LAP TIME	DIFF	MPH	TIME OF DAY
1 -	1:11.247	15.368	61.03	11:18:42.086
2 -	1:50.504	54.625	39.35	11:20:32.590
3 -	2:34.289	1:38.410	28.18	11:23:06.879
4 -	2:03.322	1:07.443	35.26	11:25:10.201
5 -	1:14.795	18.916	58.14	11:26:24.996
6 -	1:00.545	4.666	71.82	11:27:25.541
7 -	59.066	3.187	73.62	11:28:24.607
8 -	57.413 (3)	1.534	75.74	11:29:22.020
9 -	58.082	2.203	74.87	11:30:20.102
10 -	58.216	2.337	74.69	11:31:18.318
11 -	57.519	1.640	75.60	11:32:15.837
12 -	56.363 (2)	0.484	77.15	11:33:12.200
13 -	55.879 (1)		77.82	11:34:08.079

P16 38 Andy PIPE

LAP	LAP TIME	DIFF	MPH	TIME OF DAY
1 -	1:17.223	20.991	56.31	11:18:48.062
2 -	1:51.376	55.144	39.04	11:20:39.438

Weather / Track : Cloudy / Dry

Brands Hatch Indy
Circuit Length = 1.2079 miles
Start: 11:17 Flag 11:33 End: 11:34

Autumn Truckfest Race Meeting

BARC SE Quaife Motoring News Saloon Cars & Cannons Tin Tops (T1, T4 & TP)

RACE 9 - LAP ANALYSIS

DIFF = Difference To Personal Best Lap

3 -	2:33.178	1:36.946	28.38	11:23:12.616
4 -	2:03.725	1:07.493	35.14	11:25:16.341
5 -	1:13.576	17.344	59.10	11:26:29.917
6 -	59.068	2.836	73.62	11:27:28.985
7 -	58.544	2.312	74.27	11:28:27.529
8 -	57.013 (3)	0.781	76.27	11:29:24.542
9 -	57.143	0.911	76.10	11:30:21.685
10 -	57.440	1.208	75.70	11:31:19.125
11 -	57.977	1.745	75.00	11:32:17.102
12 -	56.856 (2)	0.624	76.48	11:33:13.958
13 -	56.232 (1)		77.33	11:34:10.190

P17 70 Bob HOSIER

LAP	LAP TIME	DIFF	MPH	TIME OF DAY
1 -	1:07.433	12.319	64.48	11:18:38.272
2 -	1:48.837	53.723	39.95	11:20:27.109
3 -	2:30.665	1:35.551	28.86	11:22:57.774
4 -	2:07.733	1:12.619	34.04	11:25:05.507
5 -	1:15.365	20.251	57.70	11:26:20.872
6 -	1:00.641	5.527	71.71	11:27:21.513
7 -	1:10.144	15.030	61.99	11:28:31.657
8 -	56.844	1.730	76.50	11:29:28.501
9 -	57.910	2.796	75.09	11:30:26.411
10 -	57.309	2.195	75.87	11:31:23.720
11 -	55.114 (1)		78.90	11:32:18.834
12 -	56.447 (3)	1.333	77.03	11:33:15.281
13 -	56.189 (2)	1.075	77.39	11:34:11.470

P18 34 Stephen DANN

LAP	LAP TIME	DIFF	MPH	TIME OF DAY
1 -	1:06.843	8.873	65.05	11:18:37.682
2 -	1:46.968	48.998	40.65	11:20:24.650
3 -	2:30.952	1:32.982	28.80	11:22:55.602
4 -	2:07.453	1:09.483	34.11	11:25:03.055
5 -	1:16.799	18.829	56.62	11:26:19.854
6 -	1:00.683	2.713	71.66	11:27:20.537
7 -	1:01.301	3.331	70.93	11:28:21.838
8 -	59.370	1.400	73.24	11:29:21.208
9 -	58.379 (3)	0.409	74.48	11:30:19.587
10 -	58.467	0.497	74.37	11:31:18.054
11 -	58.835	0.865	73.91	11:32:16.889
12 -	57.970 (1)		75.01	11:33:14.859
13 -	58.017 (2)	0.047	74.95	11:34:12.876

P19 19 Peter WINSTONE

LAP	LAP TIME	DIFF	MPH	TIME OF DAY
1 -	1:10.735	12.610	61.47	11:18:41.574
2 -	1:50.393	52.268	39.39	11:20:31.967
3 -	2:33.309	1:35.184	28.36	11:23:05.276
4 -	2:04.482	1:06.357	34.93	11:25:09.758
5 -	1:14.756	16.631	58.17	11:26:24.514
6 -	59.916	1.791	72.57	11:27:24.430
7 -	59.032	0.907	73.66	11:28:23.462
8 -	58.365 (3)	0.240	74.50	11:29:21.827
9 -	59.767	1.642	72.75	11:30:21.594
10 -	58.331 (2)	0.206	74.55	11:31:19.925
11 -	58.125 (1)		74.81	11:32:18.050
12 -	58.645	0.520	74.15	11:33:16.695
13 -	59.292	1.167	73.34	11:34:15.987

DIFF = Difference To Personal Best Lap

P20 91 Martin JOHNSTON				
LAP	LAP TIME	DIFF	MPH	TIME OF DAY
1 -	1:09.318	12.246	62.73	11:18:40.157
2 -	1:50.466	53.394	39.36	11:20:30.623
3 -	2:33.058	1:35.986	28.41	11:23:03.681
4 -	2:04.658	1:07.586	34.88	11:25:08.339
5 -	1:15.936	18.864	57.26	11:26:24.275
6 -	1:02.812	5.740	69.23	11:27:27.087
7 -	1:00.302	3.230	72.11	11:28:27.389
8 -	59.769	2.697	72.75	11:29:27.158
9 -	59.061	1.989	73.62	11:30:26.219
10 -	58.239 (2)	1.167	74.66	11:31:24.458
11 -	57.072 (1)		76.19	11:32:21.530
12 -	58.452 (3)	1.380	74.39	11:33:19.982

P21 77 Peter OSBORNE

LAP	LAP TIME	DIFF	MPH	TIME OF DAY
1 -	1:14.711	15.983	58.20	11:18:45.550
2 -	1:52.410	53.682	38.68	11:20:37.960
3 -	2:33.298	1:34.570	28.36	11:23:11.258
4 -	2:03.718	1:04.990	35.14	11:25:14.976
5 -	1:13.761	15.033	58.95	11:26:28.737
6 -	59.741	1.013	72.79	11:27:28.478
7 -	1:00.262	1.534	72.16	11:28:28.740
8 -	59.508 (3)	0.780	73.07	11:29:28.248
9 -	1:01.359	2.631	70.87	11:30:29.607
10 -	59.911	1.183	72.58	11:31:29.518
11 -	58.925 (2)	0.197	73.79	11:32:28.443
12 -	58.728 (1)		74.04	11:33:27.171

P22 39 Berni BAXTER

LAP	LAP TIME	DIFF	MPH	TIME OF DAY
1 -	1:08.649	7.805	63.34	11:18:39.488
2 -	1:49.953	49.109	39.54	11:20:29.441
3 -	2:31.896	1:31.052	28.62	11:23:01.337
4 -	2:06.249	1:05.405	34.44	11:25:07.586
5 -	1:16.432	15.588	56.89	11:26:24.018
6 -	1:00.864 (2)	0.020	71.44	11:27:24.882
7 -	1:01.522	0.678	70.68	11:28:26.404
8 -	1:00.844 (1)		71.47	11:29:27.248
9 -	1:02.415	1.571	69.67	11:30:29.663
10 -	1:02.511	1.667	69.56	11:31:32.174
11 -	1:01.324	0.480	70.91	11:32:33.498
12 -	1:01.016 (3)	0.172	71.26	11:33:34.514

P23 27 Dominic RYAN

LAP	LAP TIME	DIFF	MPH	TIME OF DAY
1 -	1:15.430	14.958	57.65	11:18:46.269
2 -	1:52.350	51.878	38.70	11:20:38.619
3 -	2:33.777	1:33.305	28.27	11:23:12.396
4 -	2:02.990	1:02.518	35.35	11:25:15.386
5 -	1:14.486	14.014	58.38	11:26:29.872
6 -	1:02.238	1.766	69.87	11:27:32.110
7 -	1:03.178	2.706	68.83	11:28:35.288
8 -	1:01.676	1.204	70.50	11:29:36.964
9 -	1:01.625 (3)	1.153	70.56	11:30:38.589
10 -	1:01.539 (2)	1.067	70.66	11:31:40.128
11 -	1:01.851	1.379	70.30	11:32:41.979
12 -	1:00.472 (1)		71.91	11:33:42.451

Weather / Track : Cloudy / Dry

Brands Hatch Indy

Circuit Length = 1.2079 miles

Start: 11:17 Flag 11:33 End: 11:34

Autumn Truckfest Race Meeting

BARC SE Quaife Motoring News Saloon Cars & Cannons Tin Tops (T1, T4 & TP)

RACE 9 - LAP ANALYSIS

DIFF = Difference To Personal Best Lap

P24 88 David CHARLTON				
LAP	LAP TIME	DIFF	MPH	TIME OF DAY
1 -	1:13.887	13.126	58.85	11:18:44.726
2 -	1:52.462	51.701	38.66	11:20:37.188
3 -	2:32.787	1:32.026	28.46	11:23:09.975
4 -	2:04.124	1:03.363	35.03	11:25:14.099
5 -	1:14.565	13.804	58.31	11:26:28.664
6 -	1:02.979	2.218	69.04	11:27:31.643
7 -	1:02.899	2.138	69.13	11:28:34.542
8 -	1:01.879 (3)	1.118	70.27	11:29:36.421
9 -	1:01.666 (2)	0.905	70.51	11:30:38.087
10 -	1:02.211	1.450	69.90	11:31:40.298
11 -	1:03.198	2.437	68.80	11:32:43.496
12 -	1:00.761 (1)		71.56	11:33:44.257

P25 93 Gary COLE				
LAP	LAP TIME	DIFF	MPH	TIME OF DAY
1 -	1:17.980	16.211	55.76	11:18:48.819
2 -	1:52.031	50.262	38.81	11:20:40.850
3 -	2:35.415	1:33.646	27.98	11:23:16.265
4 -	2:01.213	59.444	35.87	11:25:17.478
5 -	1:14.800	13.031	58.13	11:26:32.278
6 -	1:02.944 (2)	1.175	69.08	11:27:35.222
7 -	1:01.769 (1)		70.40	11:28:36.991
8 -	1:03.911 (3)	2.142	68.04	11:29:40.902
9 -	1:05.000	3.231	66.90	11:30:45.902
10 -	1:06.379	4.610	65.51	11:31:52.281
11 -	1:05.708	3.939	66.18	11:32:57.989
12 -	1:05.274	3.505	66.62	11:34:03.263

P26 10 Peter WILKINSON				
LAP	LAP TIME	DIFF	MPH	TIME OF DAY
1 -	6:02.570 P	5:06.107	11.99	11:23:33.409
2 -	1:46.563	50.100	40.80	11:25:19.972
3 -	1:14.623	18.160	58.27	11:26:34.595
4 -	59.681	3.218	72.86	11:27:34.276
5 -	1:00.072	3.609	72.38	11:28:34.348
6 -	57.999	1.536	74.97	11:29:32.347
7 -	57.342 (2)	0.879	75.83	11:30:29.689
8 -	58.416	1.953	74.44	11:31:28.105
9 -	57.381 (3)	0.918	75.78	11:32:25.486
10 -	56.463 (1)		77.01	11:33:21.949

P27 83 Dale GENT				
LAP	LAP TIME	DIFF	MPH	TIME OF DAY
1 -	1:02.006	10.906	70.13	11:18:32.845
2 -	1:45.332	54.232	41.28	11:20:18.177
3 -	2:31.871	1:40.771	28.63	11:22:50.048
4 -	2:08.049	1:16.949	33.96	11:24:58.097
5 -	1:18.777	27.677	55.20	11:26:16.874
6 -	54.446	3.346	79.87	11:27:11.320
7 -	53.186	2.086	81.76	11:28:04.506
8 -	51.972	0.872	83.67	11:28:56.478
9 -	51.168 (2)	0.068	84.98	11:29:47.646
10 -	51.100 (1)		85.09	11:30:38.746
11 -	52.071	0.971	83.51	11:31:30.817
12 -	51.367 (3)	0.267	84.65	11:32:22.184

P28 1 Gavin THOMSON				
LAP	LAP TIME	DIFF	MPH	TIME OF DAY

DIFF = Difference To Personal Best Lap

1 -	1:00.078	6.722	72.38	11:18:30.917
2 -	1:40.165	46.809	43.41	11:20:11.082
3 -	2:33.587	1:40.231	28.31	11:22:44.669
4 -	2:07.516	1:14.160	34.10	11:24:52.185
5 -	1:21.347	27.991	53.45	11:26:13.532
6 -	55.803	2.447	77.92	11:27:09.335
7 -	54.327 (2)	0.971	80.04	11:28:03.662
8 -	54.502 (3)	1.146	79.78	11:28:58.164
9 -	53.356 (1)		81.50	11:29:51.520

P29 4 Mark WALLIS				
LAP	LAP TIME	DIFF	MPH	TIME OF DAY
1 -	1:22.149		52.93	11:18:52.988
2 -	2:13.989 P		32.45	11:21:06.977

Weather / Track : Cloudy / Dry


Autumn Truckfest Race Meeting

BARC SE Quaife Motoring News Saloon Cars & Cannons Tin Tops (T2 + T3)

RACE 15 - GRID

ROW 17	33	7 Glen ROSSITER		
ROW 16	31	78 Russell TURNER	32	71 Mark FREEMANTLE
ROW 15	29	73 Terry SEARLES	30	5 Vic HOPE
ROW 14	27	55 Chris WHITEMAN	28	61 Cliff PELLIN
ROW 13	25	92 Andrew GIBBONS		
ROW 12	23	1 Gavin THOMSON	24	4 Mark WALLIS
ROW 11	21	10 Peter WILKINSON	22	83 Dale GENT
ROW 10	19	39 Berni BAXTER	20	93 Gary COLE
ROW 9	17	34 Stephen DANN	18	91 Martin JOHNSTON
ROW 8	15	38 Andy PIPE	16	70 Bob HOSIER
ROW 7	13	62 Alan PHILLIPS	14	66 Stephen BOOTH
ROW 6	11	97 Andy WOODS-DEAN	12	2 Jamie LIPTROTT
ROW 5	9	96 David THOMAS	10	82 Peter TAYLOR
ROW 4	7	57 Tony PAXMAN	8	49 Danny INNES
ROW 3	5	85 Stewart HUTCHINSON	6	43 Thomas KNIGHT
ROW 2	3	33 Ian BUTLER	4	29 Steve ROTHERY
ROW 1	1	52 Rick MAY	2	36 Paul EVE

Pole



Brands Hatch Indy
Circuit Length = 1.2079 miles

These results are provisional until the conclusion of any judicial and technical matters.

Clerk Of Course :		Timekeeper :
-------------------	--	--------------

Autumn Truckfest Race Meeting

BARC SE Quaife Motoring News Saloon Cars & Cannons Tin Tops (T2 + T3)

RACE 15 - CLASSIFICATION

POS	NO	CL	PIC NAME	ENTRY	LAPS	TIME	GAP	DIFF	MPH	BEST	ON
1	52	A	1 Rick MAY	Ford Escort	13	15:18.740			61.53	51.324	6
2	36	A	2 Paul EVE	Ford Sierra Sapphire	13	15:20.363	1.623	1.623	61.42	53.245	6
3	33	B	1 Ian BUTLER	Ford Focus RS	13	15:20.660	1.920	0.297	61.40	53.700	7
4	43	C	1 Thomas KNIGHT	BMW E36 M3	13	15:26.108	7.368	5.448	61.04	54.138	6
5	1	C	2 Gavin THOMSON	Peugeot 205	13	15:26.746	8.006	0.638	61.00	54.115	7
6	2	C	3 Jamie LIPTROTT	BMW e36 m3	13	15:27.198	8.458	0.452	60.97	54.689	5
7	29	D	1 Steve ROTHERY	Renault Clio	13	15:27.829	9.089	0.631	60.92	55.111	5
8	85	E	1 Stewart HUTCHINSON	Honda Integra Type R	13	15:28.892	10.152	1.063	60.85	54.712	8
9	97	E	2 Andy WOODS-DEAN	Renault Megane Coupe	13	15:28.995	10.255	0.103	60.85	54.818	8
10	49	A	3 Danny INNES	Seat Leon	13	15:30.304	11.564	1.309	60.76	53.949	8
11	55	T3	1 Chris WHITEMAN	Honda Civic	13	15:31.218	12.478	0.914	60.70	55.376	7
12	57	D	2 Tony PAXMAN	Ford Escort	13	15:32.106	13.366	0.888	60.64	56.442	4
13	62	B	2 Alan PHILLIPS	Ford Sierra Sapphire	13	15:32.710	13.970	0.604	60.61	55.690	5
14	66	B	3 Stephen BOOTH	Ford Sierra RS	13	15:33.212	14.472	0.502	60.57	55.611	8
15	82	C	4 Peter TAYLOR	Ford Sierra Cosworth	13	15:33.878	15.138	0.666	60.53	55.334	7
16	10	B	4 Peter WILKINSON	Peugeot 306	13	15:35.550	16.810	1.672	60.42	55.475	8
17	38	E	3 Andy PIPE	Ford Escort MK1	13	15:35.917	17.177	0.367	60.40	56.049	7
18	7	T3	2 Glen ROSSITER	Renault Clio	13	15:36.282	17.542	0.365	60.37	56.237	7
19	91	C	5 Martin JOHNSTON	BMW m3 csl	13	15:36.819	18.079	0.537	60.34	57.178	7
20	61	T3	3 Cliff PELLIN	Ford ST150	13	15:38.202	19.462	1.383	60.25	57.199	7
21	78	T2	1 Russell TURNER	Ford Escort	12	15:21.870	1 Lap	1 Lap	56.60	57.990	5
22	5	T3	4 Vic HOPE	Honda Civic Type R	12	15:22.405	1 Lap	0.535	56.57	58.076	6
23	71	T3	5 Mark FREEMANTLE	Ford mk1 escort	12	15:23.144	1 Lap	0.739	56.52	58.657	6
24	39	C	6 Berni BAXTER	Audi S3	12	15:23.908	1 Lap	0.764	56.48	59.790	7
25	93	E	4 Gary COLE	Citroen BX 16v	12	15:24.738	1 Lap	0.830	56.43	1:00.541	7
26	4	E	5 Mark WALLIS	Renault Clio	12	15:25.571	1 Lap	0.833	56.37	59.893	8

NOT CLASSIFIED

DNF	34	B	Stephen DANN	Volkswagen Golf	8	7:56.123	5 Laps	4 Laps	73.06	57.082	7
DNF	83	A	Dale GENT	Subaru Impreza	8	11:20.729	5 Laps	3:24.605	51.10	51.753	4
DNF	70	D	Bob HOSIER	Mini Cooper S	7	6:46.783	6 Laps	1 Lap	74.83	56.266	5
DNF	96	D	David THOMAS	Renault Clio	7	6:47.047	6 Laps	0.264	74.78	55.629	7
DNF	73	T3	Terry SEARLES	MG ZR190	6	6:18.422	7 Laps	1 Lap	68.94	58.547	3

FASTEST LAP

52	A	Rick MAY	Ford Escort	6	51.324	84.72 mph	136.35 kph
33	B	Ian BUTLER	Ford Focus RS	7	53.700	80.97 mph	130.32 kph
1	C	Gavin THOMSON	Peugeot 205	7	54.115	80.35 mph	129.32 kph
85	E	Stewart HUTCHINSON	Honda Integra Type R	8	54.712	79.48 mph	127.91 kph
29	D	Steve ROTHERY	Renault Clio	5	55.111	78.90 mph	126.98 kph
55	T3	Chris WHITEMAN	Honda Civic	7	55.376	78.52 mph	126.37 kph
78	T2	Russell TURNER	Ford Escort	5	57.990	74.98 mph	120.68 kph

Weather / Track : Cloudy / Dry

These results are provisional until the conclusion of any judicial and technical matters.

Brands Hatch Indy

Circuit Length = 1.2079 miles

Start: 14:38 Flag 14:53 End: 14:54

Clerk Of Course :	Timekeeper :
-------------------	--------------

Autumn Truckfest Race Meeting

BARC SE Quaife Motoring News Saloon Cars & Cannons Tin Tops (T2 + T3)

RACE 15 - LAP CHART

LAP 1			LAP 2			LAP 3			LAP 4			LAP 5		
NO	BEHIND	LAP TIME	NO	BEHIND	LAP TIME	NO	BEHIND	LAP TIME	NO	BEHIND	LAP TIME	NO	BEHIND	LAP TIME
52		58.101	52		54.172	52		53.034	52		52.855	52		52.007
33	1.689	59.790	33	2.871	55.354	83	3.732	52.184	83	2.630	51.753	83	4.134	53.511
36	1.888	59.989	36	3.025	55.309	33	4.324	54.487	36	6.472	54.669	36	8.585	54.120
29	3.224	1:01.325	83	4.582	53.812	36	4.658	54.667	33	6.492	55.023	33	9.465	54.980
85	3.466	1:01.567	29	5.617	56.565	29	8.490	55.907	29	11.174	55.539	29	14.278	55.111
2	3.826	1:01.927	2	6.615	56.961	2	9.315	55.734	2	11.779	55.319	2	14.461	54.689
43	4.304	1:02.405	85	7.376	58.082	85	9.940	55.598	85	12.444	55.359	43	16.181	55.515
83	4.942	1:03.043	43	7.801	57.669	43	10.296	55.529	43	12.673	55.232	85	16.264	55.827
57	5.102	1:03.203	57	8.880	57.950	1	12.491	55.433	1	14.014	54.378	1	16.550	54.543
49	5.220	1:03.321	97	9.688	57.878	57	12.925	57.079	57	16.512	56.442	97	20.675	55.981
97	5.982	1:04.083	49	9.908	58.860	49	13.295	56.421	97	16.701	56.228	57	21.834	57.329
70	6.391	1:04.492	1	10.092	57.000	97	13.328	56.674	49	16.790	56.350	55	21.925	56.211
96	6.883	1:04.984	55	11.048	57.531	55	14.426	56.412	55	17.721	56.150	49	22.099	57.316
66	7.193	1:05.294	70	11.460	59.241	70	15.826	57.400	70	19.301	56.330	70	23.560	56.266
1	7.264	1:05.365	96	12.702	59.991	96	16.980	57.312	96	20.672	56.547	96	25.150	56.485
55	7.689	1:05.790	38	13.239	59.517	66	17.985	57.590	66	21.655	56.525	62	26.061	55.690
38	7.894	1:05.995	66	13.429	1:00.408	38	18.529	58.324	62	22.378	56.544	66	26.602	56.954
62	8.548	1:06.649	62	13.735	59.359	62	18.689	57.988	38	22.442	56.768	38	27.423	56.988
82	9.441	1:07.542	82	14.507	59.238	82	19.303	57.830	82	22.982	56.534	82	27.599	56.624
34	9.905	1:08.006	73	15.413	59.497	10	20.447	57.868	10	23.479	55.887	10	28.059	56.587
73	10.088	1:08.189	10	15.613	59.421	73	20.926	58.547	7	26.380	57.154	7	31.050	56.677
10	10.364	1:08.465	61	15.797	59.297	7	22.081	57.922	61	27.094	57.706	61	33.541	58.454
61	10.672	1:08.773	34	16.636	1:00.903	61	22.243	59.480	34	28.236	58.309	34	34.038	57.809
7	10.903	1:09.004	7	17.193	1:00.462	34	22.782	59.180	91	29.176	58.487	91	35.213	58.044
91	11.486	1:09.587	91	17.712	1:00.398	91	23.544	58.866	5	30.090	58.683	5	36.310	58.227
71	11.873	1:09.974	5	18.299	1:00.039	5	24.262	58.997	78	30.562	58.104	78	36.545	57.990
39	12.367	1:10.468	71	19.110	1:01.409	78	25.313	58.012	71	32.295	59.670	71	39.118	58.830
5	12.432	1:10.533	78	20.335	1:01.521	71	25.480	59.404	93	36.863	1:01.438	39	45.443	1:00.212
93	12.757	1:10.858	93	20.478	1:01.893	93	28.280	1:00.836	39	37.238	1:00.330	93	46.136	1:01.280
78	12.986	1:11.087	39	21.612	1:03.417	39	29.763	1:01.185	4	37.835	1:00.502	4	46.169	1:00.341
4	14.279	1:12.380	4	22.058	1:01.951	4	30.188	1:01.164	73	40.631	1:12.560	73	48.022	59.398

Weather / Track : Cloudy / Dry

Autumn Truckfest Race Meeting

BARC SE Quaife Motoring News Saloon Cars & Cannons Tin Tops (T2 + T3)

RACE 15 - LAP CHART

LAP 6			LAP 7			LAP 8			LAP 9			LAP 10		
NO	BEHIND	LAP TIME	NO	BEHIND	LAP TIME	NO	BEHIND	LAP TIME	NO	BEHIND	LAP TIME	NO	BEHIND	LAP TIME
52		51.324	52		54.032	52		52.267	52		53.077	52		1:17.372
83	8.105	55.295	39	1 Lap	1:00.113	39	1 Lap	59.790	78	1 Lap	58.354	78	1 Lap	1:19.324
36	10.506	53.245	93	1 Lap	1:01.629	93	1 Lap	1:00.541	5	1 Lap	59.251	5	1 Lap	1:20.818
33	12.210	54.069	73	1 Lap	1:00.231	36	11.089	53.523	71	1 Lap	1:01.288	71	1 Lap	1:15.376
2	18.218	55.081	4	1 Lap	1:02.312	4	1 Lap	1:01.839	36	12.956	54.944	36	18.802	1:23.218
29	18.519	55.565	83	9.177	55.104	33	13.324	53.713	33	14.129	53.882	33	20.511	1:23.754
43	18.995	54.138	36	9.833	53.359	43	22.160	54.209	39	1 Lap	1:00.653	39	1 Lap	1:23.743
1	20.427	55.201	33	11.878	53.700	1	22.832	54.589	93	1 Lap	1:01.173	93	1 Lap	1:20.718
85	21.105	56.165	2	19.987	55.801	2	23.508	55.788	4	1 Lap	59.893	4	1 Lap	1:20.878
97	24.630	55.279	29	20.199	55.712	29	23.899	55.967	43	24.156	55.073	43	23.672	1:16.888
55	26.129	55.528	43	20.218	55.255	85	24.394	54.712	1	27.613	57.858	1	25.367	1:15.126
49	26.927	56.152	1	20.510	54.115	97	28.016	54.818	2	28.463	58.032	2	25.828	1:14.737
57	28.183	57.673	85	21.949	54.876	49	28.924	53.949	29	28.909	58.087	29	26.759	1:15.222
70	28.842	56.606	97	25.465	54.867	55	30.938	55.732	85	29.699	58.382	85	29.036	1:16.709
96	29.925	56.099	49	27.242	54.347	57	35.122	56.633	97	55.793	1:20.854	97	39.375	1:00.954
62	30.958	56.221	55	27.473	55.376	62	36.280	55.910	49	56.798	1:20.951	49	43.129	1:03.703
66	31.343	56.065	57	30.756	56.605	66	36.526	55.611	55	58.777	1:20.916	55	45.832	1:04.427
38	32.179	56.080	70	31.258	56.448	82	36.875	55.378	57	1:01.253	1:19.208	57	54.259	1:10.378
82	32.462	56.187	96	31.522	55.629	10	37.337	55.475	62	1:02.229	1:19.026	62	55.344	1:10.487
10	32.682	55.947	62	32.637	55.711	38	38.624	56.695	66	1:02.931	1:19.482	66	55.671	1:10.112
7	36.118	56.392	66	33.182	55.871	7	42.650	56.594	82	1:03.831	1:20.033	82	56.399	1:09.940
34	40.420	57.706	82	33.764	55.334	34	48.331	57.128	10	1:05.582	1:21.322	10	57.455	1:09.245
61	41.531	59.314	10	34.129	55.479	91	50.605	57.633	38	1:06.135	1:20.588	38	57.872	1:09.109
91	42.093	58.204	38	34.196	56.049	61	50.979	58.548	7	1:07.170	1:17.597	7	59.974	1:10.176
5	43.062	58.076	7	38.323	56.237				91	1:07.984	1:10.456	91	1:00.715	1:10.103
78	43.239	58.018	34	43.470	57.082				61	1:09.047	1:11.145	61	1:01.385	1:09.710
71	46.451	58.657	61	44.698	57.199							83	2 Laps	4:56.026 P
			91	45.239	57.178									
			5	47.370	58.340									
			78	47.565	58.358									
			71	51.710	59.291									

Autumn Truckfest Race Meeting

BARC SE Quaife Motoring News Saloon Cars & Cannons Tin Tops (T2 + T3)

RACE 15 - LAP CHART

LAP 11			LAP 12			LAP 13		
NO	BEHIND	LAP TIME	NO	BEHIND	LAP TIME	NO	BEHIND	LAP TIME
52		2:06.176	52		2:25.906	52		1:28.417
36	1.192	1:48.566	36	2.792	2:27.506	36	1.623	1:27.248
33	2.379	1:48.044	33	4.149	2:27.676	33	1.920	1:26.188
78	1 Lap	2:06.897	78	1 Lap	2:27.721	78	1 Lap	1:26.484
5	1 Lap	2:05.713	5	1 Lap	2:27.661	5	1 Lap	1:26.067
71	1 Lap	2:05.869	71	1 Lap	2:28.027	71	1 Lap	1:25.349
39	1 Lap	1:51.147	39	1 Lap	2:27.818	39	1 Lap	1:25.032
93	1 Lap	1:51.953	93	1 Lap	2:27.823	93	1 Lap	1:24.596
4	1 Lap	1:52.559	4	1 Lap	2:27.770	4	1 Lap	1:23.982
43	10.061	1:52.565	43	12.031	2:27.876	43	7.368	1:23.754
1	11.724	1:52.533	1	13.464	2:27.646	1	8.006	1:22.959
2	12.817	1:53.165	2	14.339	2:27.428	2	8.458	1:22.536
29	13.947	1:53.364	29	15.147	2:27.106	29	9.089	1:22.359
85	16.405	1:53.545	85	16.532	2:26.033	85	10.152	1:22.037
97	17.962	1:44.763	97	17.107	2:25.051	97	10.255	1:21.565
49	19.445	1:42.492	49	19.730	2:26.191	49	11.564	1:20.251
55	20.500	1:40.844	55	20.549	2:25.955	55	12.478	1:20.346
57	23.960	1:35.877	57	21.703	2:23.649	57	13.366	1:20.080
62	25.184	1:36.016	62	22.983	2:23.705	62	13.970	1:19.404
66	25.786	1:36.291	66	23.873	2:23.993	66	14.472	1:19.016
82	27.781	1:37.558	82	25.571	2:23.696	82	15.138	1:17.984
10	30.002	1:38.723	10	26.700	2:22.604	10	16.810	1:18.527
38	31.158	1:39.462	38	27.172	2:21.920	38	17.177	1:18.422
7	32.317	1:38.519	7	28.325	2:21.914	7	17.542	1:17.634
91	34.442	1:39.903	91	29.347	2:20.811	91	18.079	1:17.149
61	36.402	1:41.193	61	31.127	2:20.631	61	19.462	1:16.752

Weather / Track : Cloudy / Dry

Results can be found at www.tsl-timing.com

Page 3 of 3

Brands Hatch Indy
Circuit Length = 1.2079 miles
Start: 14:38 Flag 14:53 End: 14:54

Printed - 14:57 Sunday, 03 November 2013

Autumn Truckfest Race Meeting

BARC SE Quaife Motoring News Saloon Cars & Cannons Tin Tops (T2 + T3)

RACE 15 - LAP ANALYSIS

DIFF = Difference To Personal Best Lap

P1 52 Rick MAY				
LAP	LAP TIME	DIFF	MPH	TIME OF DAY
1 -	58.101	6.777	74.84	14:39:37.567
2 -	54.172	2.848	80.27	14:40:31.739
3 -	53.034	1.710	81.99	14:41:24.773
4 -	52.855	1.531	82.27	14:42:17.628
5 -	52.007 (2)	0.683	83.61	14:43:09.635
6 -	51.324 (1)		84.72	14:44:00.959
7 -	54.032	2.708	80.48	14:44:54.991
8 -	52.267 (3)	0.943	83.19	14:45:47.258
9 -	53.077	1.753	81.93	14:46:40.335
10 -	1:17.372	26.048	56.20	14:47:57.707
11 -	2:06.176	1:14.852	34.46	14:50:03.883
12 -	2:25.906	1:34.582	29.80	14:52:29.789
13 -	1:28.417	37.093	49.18	14:53:58.206

P2 36 Paul EVE				
LAP	LAP TIME	DIFF	MPH	TIME OF DAY
1 -	59.989	6.744	72.48	14:39:39.455
2 -	55.309	2.064	78.62	14:40:34.764
3 -	54.667	1.422	79.54	14:41:29.431
4 -	54.669	1.424	79.54	14:42:24.100
5 -	54.120	0.875	80.35	14:43:18.220
6 -	53.245 (1)		81.67	14:44:11.465
7 -	53.359 (2)	0.114	81.49	14:45:04.824
8 -	53.523 (3)	0.278	81.24	14:45:58.347
9 -	54.944	1.699	79.14	14:46:53.291
10 -	1:23.218	29.973	52.25	14:48:16.509
11 -	1:48.566	55.321	40.05	14:50:05.075
12 -	2:27.506	1:34.261	29.48	14:52:32.581
13 -	1:27.248	34.003	49.84	14:53:59.829

P3 33 Ian BUTLER				
LAP	LAP TIME	DIFF	MPH	TIME OF DAY
1 -	59.790	6.090	72.73	14:39:39.256
2 -	55.354	1.654	78.55	14:40:34.610
3 -	54.487	0.787	79.80	14:41:29.097
4 -	55.023	1.323	79.03	14:42:24.120
5 -	54.980	1.280	79.09	14:43:19.100
6 -	54.069	0.369	80.42	14:44:13.169
7 -	53.700 (1)		80.97	14:45:06.869
8 -	53.713 (2)	0.013	80.95	14:46:00.582
9 -	53.882 (3)	0.182	80.70	14:46:54.464
10 -	1:23.754	30.054	51.92	14:48:18.218
11 -	1:48.044	54.344	40.24	14:50:06.262
12 -	2:27.676	1:33.976	29.44	14:52:33.938
13 -	1:26.188	32.488	50.45	14:54:00.126

P4 43 Thomas KNIGHT				
LAP	LAP TIME	DIFF	MPH	TIME OF DAY
1 -	1:02.405	8.267	69.68	14:39:41.871
2 -	57.669	3.531	75.40	14:40:39.540
3 -	55.529	1.391	78.31	14:41:35.069
4 -	55.232	1.094	78.73	14:42:30.301
5 -	55.515	1.377	78.33	14:43:25.816
6 -	54.138 (1)		80.32	14:44:19.954
7 -	55.255	1.117	78.70	14:45:15.209
8 -	54.209 (2)	0.071	80.21	14:46:09.418
9 -	55.073 (3)	0.935	78.96	14:47:04.491
10 -	1:16.888	22.750	56.55	14:48:21.379
11 -	1:52.565	58.427	38.63	14:50:13.944

DIFF = Difference To Personal Best Lap

12 -	2:27.876	1:33.738	29.40	14:52:41.820
13 -	1:23.754	29.616	51.92	14:54:05.574

P5 1 Gavin THOMSON				
LAP	LAP TIME	DIFF	MPH	TIME OF DAY
1 -	1:05.365	11.250	66.52	14:39:44.831
2 -	57.000	2.885	76.29	14:40:41.831
3 -	55.433	1.318	78.44	14:41:37.264
4 -	54.378 (2)	0.263	79.96	14:42:31.642
5 -	54.543 (3)	0.428	79.72	14:43:26.185
6 -	55.201	1.086	78.77	14:44:21.386
7 -	54.115 (1)		80.35	14:45:15.501
8 -	54.589	0.474	79.66	14:46:10.090
9 -	57.858	3.743	75.15	14:47:07.948
10 -	1:15.126	21.011	57.88	14:48:23.074
11 -	1:52.533	58.418	38.64	14:50:15.607
12 -	2:27.646	1:33.531	29.45	14:52:43.253
13 -	1:22.959	28.844	52.41	14:54:06.212

P6 2 Jamie LIPTROTT				
LAP	LAP TIME	DIFF	MPH	TIME OF DAY
1 -	1:01.927	7.238	70.22	14:39:41.393
2 -	56.961	2.272	76.34	14:40:38.354
3 -	55.734	1.045	78.02	14:41:34.088
4 -	55.319 (3)	0.630	78.60	14:42:29.407
5 -	54.689 (1)		79.51	14:43:24.096
6 -	55.081 (2)	0.392	78.94	14:44:19.177
7 -	55.801	1.112	77.93	14:45:14.978
8 -	55.788	1.099	77.94	14:46:10.766
9 -	58.032	3.343	74.93	14:47:08.798
10 -	1:14.737	20.048	58.18	14:48:23.535
11 -	1:53.165	58.476	38.42	14:50:16.700
12 -	2:27.428	1:32.739	29.49	14:52:44.128
13 -	1:22.536	27.847	52.68	14:54:06.664

P7 29 Steve ROTHERY				
LAP	LAP TIME	DIFF	MPH	TIME OF DAY
1 -	1:01.325	6.214	70.91	14:39:40.791
2 -	56.565	1.454	76.87	14:40:37.356
3 -	55.907	0.796	77.78	14:41:33.263
4 -	55.539 (2)	0.428	78.29	14:42:28.802
5 -	55.111 (1)		78.90	14:43:23.913
6 -	55.565 (3)	0.454	78.26	14:44:19.478
7 -	55.712	0.601	78.05	14:45:15.190
8 -	55.967	0.856	77.69	14:46:11.157
9 -	58.087	2.976	74.86	14:47:09.244
10 -	1:15.222	20.111	57.81	14:48:24.466
11 -	1:53.364	58.253	38.35	14:50:17.830
12 -	2:27.106	1:31.995	29.56	14:52:44.936
13 -	1:22.359	27.248	52.80	14:54:07.295

P8 85 Stewart HUTCHINSON				
LAP	LAP TIME	DIFF	MPH	TIME OF DAY
1 -	1:01.567	6.855	70.63	14:39:41.033
2 -	58.082	3.370	74.87	14:40:39.115
3 -	55.598	0.886	78.21	14:41:34.713
4 -	55.359 (3)	0.647	78.55	14:42:30.072
5 -	55.827	1.115	77.89	14:43:25.899
6 -	56.165	1.453	77.42	14:44:22.064
7 -	54.876 (2)	0.164	79.24	14:45:16.940
8 -	54.712 (1)		79.48	14:46:11.652

Weather / Track : Cloudy / Dry

Brands Hatch Indy
Circuit Length = 1.2079 miles
Start: 14:38 Flag 14:53 End: 14:54

Autumn Truckfest Race Meeting

BARC SE Quaife Motoring News Saloon Cars & Cannons Tin Tops (T2 + T3)

RACE 15 - LAP ANALYSIS

DIFF = Difference To Personal Best Lap

9 -	58.382	3.670	74.48	14:47:10.034
10 -	1:16.709	21.997	56.68	14:48:26.743
11 -	1:53.545	58.833	38.29	14:50:20.288
12 -	2:26.033	1:31.321	29.77	14:52:46.321
13 -	1:22.037	27.325	53.00	14:54:08.358

P9 97 Andy WOODS-DEAN

LAP	LAP TIME	DIFF	MPH	TIME OF DAY
1 -	1:04.083	9.265	67.85	14:39:43.549
2 -	57.878	3.060	75.13	14:40:41.427
3 -	56.674	1.856	76.73	14:41:38.101
4 -	56.228	1.410	77.33	14:42:34.329
5 -	55.981	1.163	77.68	14:43:30.310
6 -	55.279 (3)	0.461	78.66	14:44:25.589
7 -	54.867 (2)	0.049	79.25	14:45:20.456
8 -	54.818 (1)		79.32	14:46:15.274
9 -	1:20.854	26.036	53.78	14:47:36.128
10 -	1:00.954	6.136	71.34	14:48:37.082
11 -	1:44.763	49.945	41.50	14:50:21.845
12 -	2:25.051	1:30.233	29.97	14:52:46.896
13 -	1:21.565	26.747	53.31	14:54:08.461

P10 49 Danny INNES

LAP	LAP TIME	DIFF	MPH	TIME OF DAY
1 -	1:03.321	9.372	68.67	14:39:42.787
2 -	58.860	4.911	73.88	14:40:41.647
3 -	56.421	2.472	77.07	14:41:38.068
4 -	56.350	2.401	77.17	14:42:34.418
5 -	57.316	3.367	75.87	14:43:31.734
6 -	56.152 (3)	2.203	77.44	14:44:27.886
7 -	54.347 (2)	0.398	80.01	14:45:22.233
8 -	53.949 (1)		80.60	14:46:16.182
9 -	1:20.951	27.002	53.71	14:47:37.133
10 -	1:03.703	9.754	68.26	14:48:40.836
11 -	1:42.492	48.543	42.42	14:50:23.328
12 -	2:26.191	1:32.242	29.74	14:52:49.519
13 -	1:20.251	26.302	54.18	14:54:09.770

P11 55 Chris WHITEMAN

LAP	LAP TIME	DIFF	MPH	TIME OF DAY
1 -	1:05.790	10.414	66.09	14:39:45.256
2 -	57.531	2.155	75.58	14:40:42.787
3 -	56.412	1.036	77.08	14:41:39.199
4 -	56.150	0.774	77.44	14:42:35.349
5 -	56.211	0.835	77.36	14:43:31.560
6 -	55.528 (2)	0.152	78.31	14:44:27.088
7 -	55.376 (1)		78.52	14:45:22.464
8 -	55.732 (3)	0.356	78.02	14:46:18.196
9 -	1:20.916	25.540	53.74	14:47:39.112
10 -	1:04.427	9.051	67.49	14:48:43.539
11 -	1:40.844	45.468	43.12	14:50:24.383
12 -	2:25.955	1:30.579	29.79	14:52:50.338
13 -	1:20.346	24.970	54.12	14:54:10.684

P12 57 Tony PAXMAN

LAP	LAP TIME	DIFF	MPH	TIME OF DAY
1 -	1:03.203	6.761	68.80	14:39:42.669
2 -	57.950	1.508	75.04	14:40:40.619
3 -	57.079	0.637	76.18	14:41:37.698
4 -	56.442 (1)		77.04	14:42:34.140
5 -	57.329	0.887	75.85	14:43:31.469

DIFF = Difference To Personal Best Lap

6 -	57.673	1.231	75.40	14:44:29.142
7 -	56.605 (2)	0.163	76.82	14:45:25.747
8 -	56.633 (3)	0.191	76.78	14:46:22.380
9 -	1:19.208	22.766	54.90	14:47:41.588
10 -	1:10.378	13.936	61.78	14:48:51.966
11 -	1:35.877	39.435	45.35	14:50:27.843
12 -	2:23.649	1:27.207	30.27	14:52:51.492
13 -	1:20.080	23.638	54.30	14:54:11.572

P13 62 Alan PHILLIPS

LAP	LAP TIME	DIFF	MPH	TIME OF DAY
1 -	1:06.649	10.959	65.24	14:39:46.115
2 -	59.359	3.669	73.25	14:40:45.474
3 -	57.988	2.298	74.99	14:41:43.462
4 -	56.544	0.854	76.90	14:42:40.006
5 -	55.690 (1)		78.08	14:43:35.696
6 -	56.221	0.531	77.34	14:44:31.917
7 -	55.711 (2)	0.021	78.05	14:45:27.628
8 -	55.910 (3)	0.220	77.77	14:46:23.538
9 -	1:19.026	23.336	55.02	14:47:42.564
10 -	1:10.487	14.797	61.69	14:48:53.051
11 -	1:36.016	40.326	45.29	14:50:29.067
12 -	2:23.705	1:28.015	30.26	14:52:52.772
13 -	1:19.404	23.714	54.76	14:54:12.176

P14 66 Stephen BOOTH

LAP	LAP TIME	DIFF	MPH	TIME OF DAY
1 -	1:05.294	9.683	66.59	14:39:44.760
2 -	1:00.408	4.797	71.98	14:40:45.168
3 -	57.590	1.979	75.50	14:41:42.758
4 -	56.525	0.914	76.93	14:42:39.283
5 -	56.954	1.343	76.35	14:43:36.237
6 -	56.065 (3)	0.454	77.56	14:44:32.302
7 -	55.871 (2)	0.260	77.83	14:45:28.173
8 -	55.611 (1)		78.19	14:46:23.784
9 -	1:19.482	23.871	54.71	14:47:43.266
10 -	1:10.112	14.501	62.02	14:48:53.378
11 -	1:36.291	40.680	45.16	14:50:29.669
12 -	2:23.993	1:28.382	30.20	14:52:53.662
13 -	1:19.016	23.405	55.03	14:54:12.678

P15 82 Peter TAYLOR

LAP	LAP TIME	DIFF	MPH	TIME OF DAY
1 -	1:07.542	12.208	64.38	14:39:47.008
2 -	59.238	3.904	73.40	14:40:46.246
3 -	57.830	2.496	75.19	14:41:44.076
4 -	56.534	1.200	76.92	14:42:40.610
5 -	56.624	1.290	76.79	14:43:37.234
6 -	56.187 (3)	0.853	77.39	14:44:33.421
7 -	55.334 (1)		78.58	14:45:28.755
8 -	55.378 (2)	0.044	78.52	14:46:24.133
9 -	1:20.033	24.699	54.33	14:47:44.166
10 -	1:09.940	14.606	62.17	14:48:54.106
11 -	1:37.558	42.224	44.57	14:50:31.664
12 -	2:23.696	1:28.362	30.26	14:52:55.360
13 -	1:17.984	22.650	55.76	14:54:13.344

P16 10 Peter WILKINSON

LAP	LAP TIME	DIFF	MPH	TIME OF DAY
1 -	1:08.465	12.990	63.51	14:39:47.931
2 -	59.421	3.946	73.18	14:40:47.352

Weather / Track : Cloudy / Dry

Brands Hatch Indy
Circuit Length = 1.2079 miles
Start: 14:38 Flag 14:53 End: 14:54

Autumn Truckfest Race Meeting

BARC SE Quaife Motoring News Saloon Cars & Cannons Tin Tops (T2 + T3)

RACE 15 - LAP ANALYSIS

DIFF = Difference To Personal Best Lap

3 -	57.868	2.393	75.14	14:41:45.220
4 -	55.887 (3)	0.412	77.81	14:42:41.107
5 -	56.587	1.112	76.84	14:43:37.694
6 -	55.947	0.472	77.72	14:44:33.641
7 -	55.479 (2)	0.004	78.38	14:45:29.120
8 -	55.475 (1)		78.38	14:46:24.595
9 -	1:21.322	25.847	53.47	14:47:45.917
10 -	1:09.245	13.770	62.80	14:48:55.162
11 -	1:38.723	43.248	44.04	14:50:33.885
12 -	2:22.604	1:27.129	30.49	14:52:56.489
13 -	1:18.527	23.052	55.37	14:54:15.016

P17 38 Andy PIPE

LAP	LAP TIME	DIFF	MPH	TIME OF DAY
1 -	1:05.995	9.946	65.89	14:39:45.461
2 -	59.517	3.468	73.06	14:40:44.978
3 -	58.324	2.275	74.55	14:41:43.302
4 -	56.768	0.719	76.60	14:42:40.070
5 -	56.988	0.939	76.30	14:43:37.058
6 -	56.080 (2)	0.031	77.54	14:44:33.138
7 -	56.049 (1)		77.58	14:45:29.187
8 -	56.695 (3)	0.646	76.70	14:46:25.882
9 -	1:20.588	24.539	53.96	14:47:46.470
10 -	1:09.109	13.060	62.92	14:48:55.579
11 -	1:39.462	43.413	43.72	14:50:35.041
12 -	2:21.920	1:25.871	30.64	14:52:56.961
13 -	1:18.422	22.373	55.45	14:54:15.383

P18 7 Glen ROSSITER

LAP	LAP TIME	DIFF	MPH	TIME OF DAY
1 -	1:09.004	12.767	63.01	14:39:48.470
2 -	1:00.462	4.225	71.92	14:40:48.932
3 -	57.922	1.685	75.07	14:41:46.854
4 -	57.154	0.917	76.08	14:42:44.008
5 -	56.677	0.440	76.72	14:43:40.685
6 -	56.392 (2)	0.155	77.11	14:44:37.077
7 -	56.237 (1)		77.32	14:45:33.314
8 -	56.594 (3)	0.357	76.83	14:46:29.908
9 -	1:17.597	21.360	56.04	14:47:47.505
10 -	1:10.176	13.939	61.96	14:48:57.681
11 -	1:38.519	42.282	44.13	14:50:36.200
12 -	2:21.914	1:25.677	30.64	14:52:58.114
13 -	1:17.634	21.397	56.01	14:54:15.748

P19 91 Martin JOHNSTON

LAP	LAP TIME	DIFF	MPH	TIME OF DAY
1 -	1:09.587	12.409	62.49	14:39:49.053
2 -	1:00.398	3.220	71.99	14:40:49.451
3 -	58.866	1.688	73.87	14:41:48.317
4 -	58.487	1.309	74.35	14:42:46.804
5 -	58.044 (3)	0.866	74.91	14:43:44.848
6 -	58.204	1.026	74.71	14:44:43.052
7 -	57.178 (1)		76.05	14:45:40.230
8 -	57.633 (2)	0.455	75.45	14:46:37.863
9 -	1:10.456	13.278	61.72	14:47:48.319
10 -	1:10.103	12.925	62.03	14:48:58.422
11 -	1:39.903	42.725	43.52	14:50:38.325
12 -	2:20.811	1:23.633	30.88	14:52:59.136
13 -	1:17.149	19.971	56.36	14:54:16.285

DIFF = Difference To Personal Best Lap

LAP	LAP TIME	DIFF	MPH	TIME OF DAY
P20 61 Cliff PELLIN				
1 -	1:08.773	11.574	63.23	14:39:48.239
2 -	59.297	2.098	73.33	14:40:47.536
3 -	59.480	2.281	73.11	14:41:47.016
4 -	57.706 (2)	0.507	75.35	14:42:44.722
5 -	58.454 (3)	1.255	74.39	14:43:43.176
6 -	59.314	2.115	73.31	14:44:42.490
7 -	57.199 (1)		76.02	14:45:39.689
8 -	58.548	1.349	74.27	14:46:38.237
9 -	1:11.145	13.946	61.12	14:47:49.382
10 -	1:09.710	12.511	62.38	14:48:59.092
11 -	1:41.193	43.994	42.97	14:50:40.285
12 -	2:20.631	1:23.432	30.92	14:53:00.916
13 -	1:16.752	19.553	56.65	14:54:17.668

P21 78 Russell TURNER

LAP	LAP TIME	DIFF	MPH	TIME OF DAY
1 -	1:11.087	13.097	61.17	14:39:50.553
2 -	1:01.521	3.531	70.68	14:40:52.074
3 -	58.012 (2)	0.022	74.96	14:41:50.086
4 -	58.104	0.114	74.84	14:42:48.190
5 -	57.990 (1)		74.98	14:43:46.180
6 -	58.018 (3)	0.028	74.95	14:44:44.198
7 -	58.358	0.368	74.51	14:45:42.556
8 -	58.354	0.364	74.52	14:46:40.910
9 -	1:19.324	21.334	54.82	14:48:00.234
10 -	2:06.897	1:08.907	34.26	14:50:07.131
11 -	2:27.721	1:29.731	29.43	14:52:34.852
12 -	1:26.484	28.494	50.28	14:54:01.336

P22 5 Vic HOPE

LAP	LAP TIME	DIFF	MPH	TIME OF DAY
1 -	1:10.533	12.457	61.65	14:39:49.999
2 -	1:00.039	1.963	72.42	14:40:50.038
3 -	58.997	0.921	73.70	14:41:49.035
4 -	58.683	0.607	74.10	14:42:47.718
5 -	58.227 (2)	0.151	74.68	14:43:45.945
6 -	58.076 (1)		74.87	14:44:44.021
7 -	58.340 (3)	0.264	74.53	14:45:42.361
8 -	59.251	1.175	73.39	14:46:41.612
9 -	1:20.818	22.742	53.80	14:48:02.430
10 -	2:05.713	1:07.637	34.59	14:50:08.143
11 -	2:27.661	1:29.585	29.44	14:52:35.804
12 -	1:26.067	27.991	50.52	14:54:01.871

P23 71 Mark FREEMANTLE

LAP	LAP TIME	DIFF	MPH	TIME OF DAY
1 -	1:09.974	11.317	62.14	14:39:49.440
2 -	1:01.409	2.752	70.81	14:40:50.849
3 -	59.404	0.747	73.20	14:41:50.253
4 -	59.670	1.013	72.87	14:42:49.923
5 -	58.830 (2)	0.173	73.91	14:43:48.753
6 -	58.657 (1)		74.13	14:44:47.410
7 -	59.291 (3)	0.634	73.34	14:45:46.701
8 -	1:01.288	2.631	70.95	14:46:47.989
9 -	1:15.376	16.719	57.69	14:48:03.365
10 -	2:05.869	1:07.212	34.54	14:50:09.234
11 -	2:28.027	1:29.370	29.37	14:52:37.261
12 -	1:25.349	26.692	50.95	14:54:02.610

Weather / Track : Cloudy / Dry

Brands Hatch Indy
Circuit Length = 1.2079 miles
Start: 14:38 Flag 14:53 End: 14:54

Autumn Truckfest Race Meeting

BARC SE Quaife Motoring News Saloon Cars & Cannons Tin Tops (T2 + T3)

RACE 15 - LAP ANALYSIS

DIFF = Difference To Personal Best Lap

P24 39 Berni BAXTER				
LAP	LAP TIME	DIFF	MPH	TIME OF DAY
1 -	1:10.468	10.678	61.70	14:39:49.934
2 -	1:03.417	3.627	68.57	14:40:53.351
3 -	1:01.185	1.395	71.07	14:41:54.536
4 -	1:00.330	0.540	72.08	14:42:54.866
5 -	1:00.212 (3)	0.422	72.22	14:43:55.078
6 -	1:00.113 (2)	0.323	72.34	14:44:55.191
7 -	59.790 (1)		72.73	14:45:54.981
8 -	1:00.653	0.863	71.69	14:46:55.634
9 -	1:23.743	23.953	51.92	14:48:19.377
10 -	1:51.147	51.357	39.12	14:50:10.524
11 -	2:27.818	1:28.028	29.41	14:52:38.342
12 -	1:25.032	25.242	51.14	14:54:03.374

P25 93 Gary COLE				
LAP	LAP TIME	DIFF	MPH	TIME OF DAY
1 -	1:10.858	10.317	61.37	14:39:50.324
2 -	1:01.893	1.352	70.26	14:40:52.217
3 -	1:00.836 (2)	0.295	71.48	14:41:53.053
4 -	1:01.438	0.897	70.78	14:42:54.491
5 -	1:01.280	0.739	70.96	14:43:55.771
6 -	1:01.629	1.088	70.56	14:44:57.400
7 -	1:00.541 (1)		71.82	14:45:57.941
8 -	1:01.173 (3)	0.632	71.08	14:46:59.114
9 -	1:20.718	20.177	53.87	14:48:19.832
10 -	1:51.953	51.412	38.84	14:50:11.785
11 -	2:27.823	1:27.282	29.41	14:52:39.608
12 -	1:24.596	24.055	51.40	14:54:04.204

P26 4 Mark WALLIS				
LAP	LAP TIME	DIFF	MPH	TIME OF DAY
1 -	1:12.380	12.487	60.07	14:39:51.846
2 -	1:01.951	2.058	70.19	14:40:53.797
3 -	1:01.164	1.271	71.09	14:41:54.961
4 -	1:00.502 (3)	0.609	71.87	14:42:55.463
5 -	1:00.341 (2)	0.448	72.06	14:43:55.804
6 -	1:02.312	2.419	69.78	14:44:58.116
7 -	1:01.839	1.946	70.32	14:45:59.955
8 -	59.893 (1)		72.60	14:46:59.848
9 -	1:20.878	20.985	53.76	14:48:20.726
10 -	1:52.559	52.666	38.63	14:50:13.285
11 -	2:27.770	1:27.877	29.42	14:52:41.055
12 -	1:23.982	24.089	51.78	14:54:05.037

P27 34 Stephen DANN				
LAP	LAP TIME	DIFF	MPH	TIME OF DAY
1 -	1:08.006	10.924	63.94	14:39:47.472
2 -	1:00.903	3.821	71.40	14:40:48.375
3 -	59.180	2.098	73.48	14:41:47.555
4 -	58.309	1.227	74.57	14:42:45.864
5 -	57.809	0.727	75.22	14:43:43.673
6 -	57.706 (3)	0.624	75.35	14:44:41.379
7 -	57.082 (1)		76.18	14:45:38.461
8 -	57.128 (2)	0.046	76.12	14:46:35.589

P28 83 Dale GENT				
LAP	LAP TIME	DIFF	MPH	TIME OF DAY
1 -	1:03.043	11.290	68.97	14:39:42.509
2 -	53.812	2.059	80.81	14:40:36.321

DIFF = Difference To Personal Best Lap

3 -	52.184 (2)	0.431	83.33	14:41:28.505
4 -	51.753 (1)		84.02	14:42:20.258
5 -	53.511 (3)	1.758	81.26	14:43:13.769
6 -	55.295	3.542	78.64	14:44:09.064
7 -	55.104	3.351	78.91	14:45:04.168
8 -	4:56.026 P	4:04.273	14.68	14:50:00.194

P29 70 Bob HOSIER				
LAP	LAP TIME	DIFF	MPH	TIME OF DAY
1 -	1:04.492	8.226	67.42	14:39:43.958
2 -	59.241	2.975	73.40	14:40:43.199
3 -	57.400	1.134	75.75	14:41:40.599
4 -	56.330 (2)	0.064	77.19	14:42:36.929
5 -	56.266 (1)		77.28	14:43:33.195
6 -	56.606	0.340	76.82	14:44:29.801
7 -	56.448 (3)	0.182	77.03	14:45:26.249

P30 96 David THOMAS				
LAP	LAP TIME	DIFF	MPH	TIME OF DAY
1 -	1:04.984	9.355	66.91	14:39:44.450
2 -	59.991	4.362	72.48	14:40:44.441
3 -	57.312	1.683	75.87	14:41:41.753
4 -	56.547	0.918	76.90	14:42:38.300
5 -	56.485 (3)	0.856	76.98	14:43:34.785
6 -	56.099 (2)	0.470	77.51	14:44:30.884
7 -	55.629 (1)		78.17	14:45:26.513

P31 73 Terry SEARLES				
LAP	LAP TIME	DIFF	MPH	TIME OF DAY
1 -	1:08.189	9.642	63.77	14:39:47.655
2 -	59.497 (3)	0.950	73.08	14:40:47.152
3 -	58.547 (1)		74.27	14:41:45.699
4 -	1:12.560	14.013	59.93	14:42:58.259
5 -	59.398 (2)	0.851	73.21	14:43:57.657
6 -	1:00.231	1.684	72.19	14:44:57.888

Weather / Track : Cloudy / Dry

Brands Hatch Indy
Circuit Length = 1.2079 miles
Start: 14:38 Flag 14:53 End: 14:54