

Truck Festival

Tin Tops - Qualifying

21 - 22 June 2014
New Circuit - 1000 mtr.

Pos	Nbr	Name	Fastest	In	Gap	Diff	Laps	Speed
1	55	Chris Whiteman	47.028	7			12	76.55
2	78	Russell Turner	48.028	11	1.000	1.000	12	74.95
3	69	Barnaby Davies	48.307	9	1.279	0.279	10	74.52
4	73	Terry Searles	49.163	5	2.135	0.856	12	73.22
5	5	Vic Hope	49.403	7	2.375	0.240	12	72.87
6	33	Chris Bassett	49.705	11	2.677	0.302	12	72.42
7	91	Oliver Davies	49.985	5	2.957	0.280	10	72.02
8	49	David Hutchins	50.368	2	3.340	0.383	12	71.47
9	77	Peter Osborne	50.400	7	3.372	0.032	12	71.42
10	72	Tom Bridger	51.004	5	3.976	0.604	5	70.58
11	41	Robert Taylor	51.009	8	3.981	0.005	11	70.57
12	80	Neal Gardiner	51.271	9	4.243	0.262	11	70.21
13	15	Vince Wheeler	51.306	5	4.278	0.035	12	70.16
14	27	Dominic Ryan	51.339	8	4.311	0.033	9	70.12
15	50	Kieron LeHane	51.426	6	4.398	0.087	11	70.00
16	59	Jon Wild	51.588	6	4.560	0.162	11	69.78
17	22	Tristram Barden	53.179	6	6.151	1.591	7	67.69
18	21	Joshua Darton	55.411	9	8.383	2.232	10	64.96
19	12	Chris Brown	56.890	6	9.862	1.479	6	63.28
20	4	Len Colley	1:00.377	1	13.349	3.487	1	59.62



Fastest time : 47.028 in lap 7 by nbr. 55 : Chris Whiteman (Honda)

Timekeeping by :

Publication-time

Results and Laptimes :

Time Printed :

Clerk of the Course	Steward	Timekeeper  Marcel Lambrechts	 <small>by TimeService.nl</small>
Page 1 of 1	Results remain provisional pending technical examination and decisions from the stewards of the meeting		

Truck Festival

Tin Tops - Qualifying Laptimes

21 - 22 June 2014
New Circuit - 1000 mtr.

Pos	Nbr	Name / Team name	Gap	1	2	3	4	5	6	7	8	9	10	11	12
1	55	Chris Whiteman		57.380	48.863	48.879	47.409	47.266	47.635	47.028	49.870	47.939	48.812	48.475	48.696
2	78	Russell Turner	1.000	55.783	51.248	50.644	49.955	49.039	49.099	48.812	48.145	49.264	48.390	48.028	48.888
3	69	Barnaby Davies	1.279	54.304	50.863	49.524	48.710	48.568	48.319	48.920	49.855	48.307	49.672		
4	73	Terry Searles	2.135	53.406	50.977	49.607	49.473	49.163	49.507	49.823	49.851	49.871	49.706	49.495	50.398
5	5	Vic Hope	2.375	57.640	52.070	50.370	49.938	49.941	49.572	49.403	53.117	49.657	49.413	49.946	51.143
6	33	Chris Bassett	2.677	56.212	53.282	50.626	50.493	50.510	50.610	50.199	50.122	50.450	49.794	49.705	50.620
7	91	Oliver Davies	2.957	56.329	53.831	51.989	50.630	49.985	50.844	51.455	50.884	51.498	51.243		
8	49	David Hutchins	3.340	54.363	50.368	51.129	52.068	51.772	52.301	51.230	52.039	51.342	51.512	51.574	51.495
9	77	Peter Osborne	3.372	57.175	51.825	50.703	52.516	51.650	50.651	50.400	50.616	50.560	52.529	53.029	51.343
10	72	Tom Bridger	3.976	1:02.073	56.144	1:00.111	51.223	51.004							
11	41	Robert Taylor	3.981	1:02.135	55.052	52.813	52.201	51.017	51.230	51.137	51.009	51.319	51.121	53.080	
12	80	Neal Gardiner	4.243	57.100	53.966	51.967	51.875	53.305	51.465	51.559	51.698	51.271	51.304	51.858	
13	15	Vince Wheeler	4.278	54.698	52.149	52.018	52.157	51.306	52.511	51.529	52.841	52.455	51.760	52.162	51.325
14	27	Dominic Ryan	4.311	59.870	55.769	54.180	52.296	51.498	51.558	1:42.725	51.339	1:43.297			
15	50	Kieron LeHane	4.398	1:04.130	54.928	53.358	52.486	51.787	51.426	51.492	53.373	51.455	51.850	51.544	
16	59	Jon Wild	4.560	1:02.814	55.364	53.380	52.542	52.905	51.588	52.137	53.126	53.874	52.192	53.238	
17	22	Tristram Barden	6.151	1:00.255	56.779	56.472	57.134	54.533	53.179	55.809					
18	21	Joshua Darton	8.383	1:10.376	1:04.771	1:02.676	1:00.339	58.473	56.702	56.435	55.832	55.411	59.542		
19	12	Chris Brown	9.862	1:04.590	58.762	3:39.662	57.673	56.960	56.890						
20	4	Len Colley	13.349	1:00.377											



CANNONS MSA LIMITED

21 - 22 June 2014
New Circuit - 1000 mtr.

Startgrid - Tin Tops - Race 1
Start Time : 10:55 - Heat Duration: 15 Laps

Pos	Nbr	Name	time	Pos	Nbr	Name	time
-----	-----	------	------	-----	-----	------	------

Pole Right

23	22	Tristam Barden	53.179
----	----	----------------	--------

--	--	--	--

21		--- empty ---		22		--- empty ---	
19	4	Len Colley	1:00.377	20		--- empty ---	
17	21	Joshua Darton	55.411	18	12	Chris Brown	56.890
15	50	Kieron LeHane	51.426	16	59	Jon Wild	51.588
13	15	Vince Wheeler	51.306	14	27	Dominic Ryan	51.339
11	41	Robert Taylor	51.009	12	80	Neal Gardiner	51.271
9	77	Peter Osborne	50.400	10	72	Tom Bridger	51.004
7	91	Oliver Davies	49.985	8	49	David Hutchins	50.368
5	5	Vic Hope	49.403	6	33	Chris Bassett	49.705
3	69	Barnaby Davies	48.307	4	73	Terry Searles	49.163
1	55	Chris Whiteman	47.028	2	78	Russell Turner	48.028

Timekeeping by : **Publication-time**

Results and Laptimes :

Time Printed :

Clerk of the Course

Steward

Timekeeper

Marcel Lambrechts

Tin Tops - Race 1
Revision 1
21 - 22 June 2014
Lydden Hill Race Circuit - 1600 mtr.

Pos	Nbr	Name	Car	Cls	PIC	Gap	Total time	Fastest	In	Avg. Speed
1	55	Chris Whiteman	Honda Civic Type R	T3	1	-- 15 laps --	12:05.047	47.636	2	119.16
2	69	Barnaby Davies	Toyota Starlet GT Turbo	T2	1	8.426	12:13.473	47.904	4	117.79
3	78	Russell Turner	Ford Escort Mk1	T3	2	8.548	12:13.595	47.879	4	117.77
4	5	Vic Hope	Honda Civic Type R	T3	3	17.571	12:22.618	48.158	6	116.34
5	33	Chris Bassett	Peugeot 205 GTI	T3	4	22.073	12:27.120	49.027	11	115.64
6	73	Terry Searles	MG ZR 190	T3	5	25.464	12:30.511	49.273	4	115.12
7	49	David Hutchins	Honda Civic Type R	T3	6	40.261	12:45.308	49.908	3	112.89
8	77	Peter Osborne	Renault Clio	TP	1	44.720	12:49.767	50.470	6	112.24
9	22	Tristram Barden	Rover Mini	Inter I	1	-- 14 laps --	12:10.096	50.440	11	110.45
10	80	Neal Gardiner	Rover Metro	T4	1	4.252	12:14.348	51.437	3	109.81
11	27	Dominic Ryan	Ford Fiesta	T4	2	5.144	12:15.240	51.301	7	109.67
12	59	Jon Wild	Rover Metro	T4	3	6.228	12:16.324	51.539	9	109.51
13	21	Joshua Darton	Peugeot 205	T4	4	-- 13 laps --	12:20.241	54.284	13	101.15
NOT CLASSIFIED		Classification Limit (80% of 15 laps) = 12 laps								
DNF	15	Vince Wheeler	Renault Clio	T3	7	12 laps	10:28.372	50.848	11	109.99
DNF	50	Kieron LeHane	Citroen Saxo	T4	5	12 laps	10:29.841	51.142	7	109.74
DNF	91	Oliver Davies	Renault s gt Turbo	T2	2	8 laps	6:44.809	49.631	2	113.83
DNF	41	Robert Taylor	Ford Fiesta XR2i	T4	6	6 laps	5:33.368	51.118	4	103.66
DNF	72	Tom Bridger	Rover 220 Turbo	T1	1	4 laps	3:32.125	50.528	3	108.61
DNF	12	Chris Brown	Ford Fiesta	T4	7	2 laps	2:00.619	57.669	2	95.50
DNS	4	Len Colley	BMW E30 325	T1	2	0 laps			0	



Fastest time : 47.636 in lap 2 by nbr. 55 : Chris Whiteman (Honda)

Timekeeping by :

Publication-time

Results and Laptimes :

Time Printed : 10:58:36

Clerk of the Course	Steward	Timekeeper	 Marcel Lambrechts	 by TimeService.nl
Richard Ormson				
Page 1 of 1				



CANNONS MSA LIMITED

Tin Tops - Race 1

Laptimes

21 - 22 June 2014
New Circuit - 1000 mtr.

Pos	Nbr	Name / Team name	Gap	1	2	3	4	5	6	7	8	9	10	11	12	13	14	15	16	17	18
1	55	Chris Whiteman	-- 15 laps --	50.534	47.636	47.685	47.674	47.795	47.776	48.348	48.289	48.231	48.450	48.085	48.131	48.962	48.323	48.297			
2	69	Barnaby Davies	8.426	52.156	49.162	47.909	47.904	48.324	48.387	48.362	48.581	48.246	48.270	48.592	48.475	48.932	48.961	49.907			
3	78	Russell Turner	8.548	53.066	48.999	48.449	47.879	47.977	48.229	48.358	48.443	48.642	48.018	48.507	48.368	49.181	48.794	49.785			
4	5	Vic Hope	17.571	53.324	49.613	49.609	49.968	49.468	48.158	50.172	48.910	48.296	49.104	48.769	48.933	49.067	48.748	48.766			
5	33	Chris Bassett	22.073	52.654	49.512	49.916	49.208	49.077	49.476	50.143	49.783	49.277	49.502	49.027	49.109	49.291	49.815	49.689			
6	73	Terry Searles	25.464	51.894	49.665	49.862	49.273	49.604	49.616	49.517	49.732	49.980	50.461	49.610	49.909	49.650	49.922	50.503			
7	49	David Hutchins	40.261	53.322	50.360	49.908	50.260	50.352	50.478	50.531	50.599	50.976	51.089	50.892	50.986	51.318	51.126	50.756			
8	77	Peter Osborne	44.720	53.627	50.566	50.487	50.478	50.786	50.470	50.756	50.756	51.041	51.112	50.938	51.346	51.410	51.767	51.593			
9	22	Tristram Barden	-- 14 laps --	54.865	52.687	51.564	51.318	52.131	52.526	51.252	51.145	51.718	50.558	50.440	51.387	52.068	51.178				
10	80	Neal Gardiner	4.252	55.285	51.817	51.437	51.547	52.269	52.494	51.986	51.670	51.853	51.924	51.947	52.360	52.599	52.072				
11	27	Dominic Ryan	5.144	55.602	52.271	51.628	51.908	51.959	52.259	51.301	51.649	52.218	51.779	52.116	51.772	52.690	52.508				
12	59	Jon Wild	6.228	55.809	52.744	51.620	51.953	52.025	52.292	51.644	51.836	51.539	51.646	51.753	52.345	52.439	52.777				
13	21	Joshua Darton	-- 13 laps --	58.915	57.483	56.913	55.745	55.509	56.880	57.745	57.306	55.173	55.076	56.825	57.749	54.284					
14	15	Vince Wheeler	-- 12 laps --	55.381	52.082	51.577	51.584	51.780	51.704	51.178	50.998	51.435	51.131	50.848	55.094						
15	50	Kieron LeHane	1.469	55.534	52.247	51.734	51.927	51.945	52.449	51.142	51.557	51.605	51.592	52.162	51.979						
16	91	Oliver Davies	-- 8 laps --	52.529	49.631	49.703	49.829	50.196	49.810	50.780	50.027										
17	41	Robert Taylor	-- 6 laps --	55.745	51.863	51.716	51.118	52.189	1:07.693												
18	72	Tom Bridger	-- 4 laps --	54.775	51.884	50.528	52.085														
19	12	Chris Brown	-- 2 laps --	58.176	57.669																



21 - 22 June 2014
New Circuit - 1000 mtr.

Startgrid - Tin Tops - Race 2
Start Time : 14:50 - Heat Duration: 15 Laps

Pos	Nbr	Name	time	Pos	Nbr	Name	time
						Pole Right	
23	22	Tristam Barden					
21		--- empty ---		22		--- empty ---	
19	4	Len Colley		20		--- empty ---	
17	72	Tom Bridger		18	12	Chris Brown	
15	91	Oliver Davies		16	41	Robert Taylor	
13	15	Vince Wheeler		14	50	Kieron LeHane	
11	59	Jon Wild		12	21	Joshua Darton	
9	80	Neal Gardiner		10	27	Dominic Ryan	
7	69	Barnaby Davies		8	55	Chris Whiteman	
5	5	Vic Hope		6	78	Russell Turner	
3	73	Terry Searles		4	33	Chris Bassett	
1	77	Peter Osborne		2	49	David Hutchins	

Results and Laptimes :

Clerk of the Course

Steward

Timekeeper

Timekeeping by :

Publication-time

Time Printed :

Richard Ormson

Marcel Lambrechts

Page 1 of 1



CANNONS MSA LIMITED

Tin Tops - Race 2

21 - 22 June 2014
New Circuit - 1000 mtr.

Pos	Nbr	Name	Gap	Total time	Fastest	In	Avg. Speed
1	55	Chris Whiteman	-- 15 laps --	12:13.299	47.423	5	73.63
2	69	Barnaby Davies	12.727	12:26.026	48.357	5	72.38
3	5	Vic Hope	13.071	12:26.370	48.482	4	72.35
4	78	Russell Turner	22.020	12:35.319	48.830	9	71.49
5	72	Tom Bridger	22.268	12:35.567	48.859	5	71.46
6	77	Peter Osborne	28.807	12:42.106	49.860	6	70.85
7	73	Terry Searles	30.490	12:43.789	50.312	8	70.70
8	91	Oliver Davies	30.637	12:43.936	49.840	12	70.68
9	49	David Hutchins	36.417	12:49.716	50.232	4	70.15
10	50	Kieron LeHane	-- 14 laps --	12:19.914	51.512	11	68.11
11	80	Neal Gardiner	5.821	12:25.735	52.275	12	67.58
12	27	Dominic Ryan	7.927	12:27.841	52.316	13	67.39
13	41	Robert Taylor	8.119	12:28.033	51.961	6	67.37
14	59	Jon Wild	8.650	12:28.564	52.147	5	67.32
15	21	Joshua Darton	44.633	13:04.547	54.275	5	64.24

NOT CLASSIFIED Classification Limit (80% of 15 laps) = 12 laps

DNC	22	Tristam Barden	7 laps	6:10.122	51.043	5	68.08
DNC	33	Chris Bassett	3 laps	2:39.064	51.264	3	67.89
DNC	12	Chris Brown	2 laps	1:59.756	56.678	2	60.12
DNS	15	Vince Wheeler	0 laps			0	
DNS	4	Len Colley	0 laps			0	



Fastest time : 47.423 in lap 5 by nbr. 55 : Chris Whiteman (Honda)

Timekeeping by :

Publication-time

Results and Laptimes :

Time Printed :

Clerk of the Course	Steward	Timekeeper	 Marcel Lambrechts	 by TimeService.nl
Richard Ormson				
Page 1 of 1				

Tin Tops - Race 2 Laptimes

21 - 22 June 2014
New Circuit - 1000 mtr.

Pos	Nbr	Name / Team name	Gap	1	2	3	4	5	6	7	8	9	10	11	12	13	14	15	16	17	18
1	55	Chris Whiteman	-- 15 laps --	51.862	47.902	47.473	47.562	47.423	48.381	48.160	48.286	48.294	48.311	49.012	48.913	49.322	49.253	50.842			
2	69	Barnaby Davies	12.727	52.777	50.781	50.273	49.179	48.357	48.781	48.790	49.070	48.825	49.358	49.420	49.332	49.300	49.220	50.055			
3	5	Vic Hope	13.071	52.928	50.735	49.993	48.482	49.043	48.685	48.744	49.160	48.557	48.934	48.777	49.418	48.845	49.509	52.520			
4	78	Russell Turner	22.020	54.062	51.289	50.307	50.197	50.980	50.439	49.298	49.372	48.830	49.576	49.363	49.790	49.645	49.712	50.510			
5	72	Tom Bridger	22.268	53.559	49.987	49.149	49.477	48.859	49.971	50.086	51.277	50.049	49.628	49.479	49.643	49.779	49.569	51.052			
6	77	Peter Osborne	28.807	53.550	50.361	51.149	51.100	50.699	49.860	50.132	50.645	50.160	50.359	50.425	50.665	50.526	50.389	50.598			
7	73	Terry Searles	30.490	52.734	50.978	50.619	51.345	51.193	50.325	50.843	50.312	50.414	50.485	50.352	50.388	50.570	50.600	50.914			
8	91	Oliver Davies	30.637	54.003	50.703	51.199	50.663	50.147	50.178	50.304	50.232	50.102	50.410	50.668	49.840	50.710	50.483	50.761			
9	49	David Hutchins	36.417	54.216	51.936	50.613	50.232	50.586	50.648	50.642	51.586	50.505	50.564	50.981	50.913	51.511	51.459	51.721			
10	50	Kieron LeHane	-- 14 laps --	56.434	52.598	52.870	52.395	52.340	51.788	51.927	53.105	53.022	51.578	51.512	52.079	51.956	52.583				
11	80	Neal Gardiner	5.821	55.795	52.831	52.816	52.675	53.308	53.006	53.153	52.827	52.697	53.180	52.846	52.275	52.657	52.780				
12	27	Dominic Ryan	7.927	56.876	52.579	52.734	52.604	52.792	52.797	53.855	52.529	52.549	53.090	53.013	52.421	52.316	54.713				
13	41	Robert Taylor	8.119	54.864	52.487	53.389	52.479	52.243	51.961	52.026	53.170	52.668	52.620	53.450	53.688	53.575	55.179				
14	59	Jon Wild	8.650	57.058	52.886	52.801	52.616	52.147	52.709	53.843	53.420	52.784	52.863	52.678	52.434	52.893	54.043				
15	21	Joshua Darton	44.633	58.293	54.436	54.342	55.093	54.275	55.661	56.153	55.004	57.550	58.963	55.693	54.776	55.717	55.320				
16	22	Tristram Barden	-- 7 laps --	54.192	52.459	52.700	51.908	51.043	51.287	51.301											
17	33	Chris Bassett	-- 3 laps --	51.487	54.565	51.264															
18	12	Chris Brown	-- 2 laps --	57.958	56.678																