

## Truck Festival

### QMN - Qualifying

21 - 22 June 2014  
Lydden Hill Race Circuit - 1600 mtr.

Pos	Nbr	Name	Fastest	In	Gap	Diff	Laps	Speed
1	44	Rod Birley	<b>44.407</b>	<b>5</b>			7	129.70
2	26	Bill Richards	<b>45.710</b>	<b>5</b>	1.303	1.303	5	126.01
3	54	Andy Banham	<b>45.762</b>	<b>12</b>	1.355	0.052	12	125.86
4	70	Jeremy Francis	<b>46.508</b>	<b>4</b>	2.101	0.746	12	123.84
5	43	Tom Knight	<b>47.177</b>	<b>7</b>	2.770	0.669	8	122.09
6	99	Bob Hosier	<b>47.352</b>	<b>6</b>	2.945	0.175	13	121.64
7	57	Tony Paxman	<b>47.353</b>	<b>8</b>	2.946	0.001	13	121.63
8	71	Nick Proudlock	<b>47.362</b>	<b>8</b>	2.955	0.009	12	121.61
9	1	Andy Woods dean	<b>47.652</b>	<b>6</b>	3.245	0.290	11	120.87
10	34	Stephen Dann	<b>47.763</b>	<b>10</b>	3.356	0.111	11	120.59
11	2	Jamie Liptrott	<b>47.951</b>	<b>9</b>	3.544	0.188	10	120.12
12	98	Dave Charlton	<b>48.104</b>	<b>8</b>	3.697	0.153	11	119.74
13	7	Glen Rossiter	<b>48.154</b>	<b>6</b>	3.747	0.050	11	119.61
14	87	Graham Richardson	<b>48.170</b>	<b>3</b>	3.763	0.016	11	119.57
15	30	Ian Butler	<b>48.406</b>	<b>3</b>	3.999	0.236	12	118.99
16	19	Pete Winstone	<b>48.597</b>	<b>6</b>	4.190	0.191	11	118.52
17	14	Matthew Turner	<b>49.158</b>	<b>8</b>	4.751	0.561	12	117.17
18	66	Perry Winch	<b>49.475</b>	<b>8</b>	5.068	0.317	12	116.42
19	84	Derek Holland	<b>49.710</b>	<b>7</b>	5.303	0.235	7	115.87
20	45	Martyn Scott	<b>50.206</b>	<b>9</b>	5.799	0.496	12	114.72
21	58	Nicholas Wall	<b>52.808</b>	<b>8</b>	8.401	2.602	11	109.07
22	93	Gary Cole	<b>57.209</b>	<b>7</b>	12.802	4.401	7	100.68

Car nrs: 7, 43: Time taken because of not respecting track limits



Fastest time : 44.407 in lap 5 by nbr. 44 : Rod Birley (Ford)

Timekeeping by :

**Publication-time**

Results and Laptimes :

Time Printed :

Clerk of the Course	Steward	Timekeeper	 <b>Marcel Lambrechts</b>	
Richard Ormson				
Page 1 of 1	Results remain provisional pending technical examination and decisions from the stewards of the meeting			



### Truck Festival

21 - 22 June 2014  
Lydden Hill Race Circuit - 1600 mtr.

Startgrid - QMN - Race 1  
Start Time : 12:05 - Heat Duration: 15 Laps

Pos	Nbr	Name	time	Pos	Nbr	Name	time
-----	-----	------	------	-----	-----	------	------

#### Pole Right

21	58	Nicholas Wall	52.808
19	84	Derek Holland	49.710
17	14	Matthew Turner	49.158
15	30	Ian Butler	48.406
13	7	Glen Rossiter	48.154
11	2	Jamie Liptrott	47.951
9	1	Andy Woods dean	47.652
7	57	Tony Paxman	47.353
5	43	Tom Knight	47.177
3	54	Andy Banham	45.762
1	44	Rod Birley	44.407

22	93	Gary Cole	57.209
20	45	Martyn Scott	50.206
18	66	Perry Winch	49.475
16	19	Pete Winstone	48.597
14	87	Graham Richardson	48.170
12	98	Dave Charlton	48.104
10	34	Stephen Dann	47.763
8	71	Nick Proudlock	47.362
6	99	Bob Hosier	47.352
4	70	Jeremy Francis	46.508
2	26	Bill Richards	45.710

Results and Laptimes :			Timekeeping by :	<b>Publication-time</b>
Clerk of the Course			Time Printed :	
Richard Ormson	Steward	Timekeeper		<b>R@llycrossTIMING</b> by Jim Service.nl
Page 1 of 1	Results remain provisional pending technical examination and decisions from the stewards of the meeting			

## Truck Festival


### QMN - Race 1

21 - 22 June 2014

Lydden Hill Race Circuit - 1600 mtr.

Pos	Nbr	Name	Gap	Total time	Fastest	In	Avg. Speed
1	44	Rod Birley	-- 15 laps --	11: 44.812	45.420	6	122.58
2	54	Andy Banham	1.127	11: 45.939	45.824	6	122.39
3	43	Tom Knight	13.441	11: 58.253	46.901	3	120.29
4	70	Jeremy Francis	14.028	11: 58.840	46.618	2	120.19
5	57	Tony Paxman	21.510	12: 06.322	47.556	4	118.95
6	19	Pete Winstone	36.404	12: 21.216	48.157	3	116.56
7	98	Dave Charlton	37.453	12: 22.265	48.272	2	116.40
8	1	Andy Woods dean	38.576	12: 23.388	48.083	3	116.22
9	7	Glen Rossiter	41.255	12: 26.067	48.222	3	115.80
10	66	Perry Winch	47.207	12: 32.019	48.774	9	114.89
11	14	Matthew Turner	1: 04.986	12: 49.798	48.740	4	112.23
12	45	Martyn Scott	-- 14 laps --	11: 52.292	49.593	9	113.21
13	58	Nicholas Wall	0.505	11: 52.797	49.803	3	113.13
14	93	Gary Cole	30.760	12: 23.052	52.181	13	108.52
NOT CLASSIFIED		Classification Limit (80% of 15 laps) = 12 laps					
DNC	99	Bob Hosier	8 laps	6: 35.627	47.976	4	116.47
DNC	71	Nick Proudlock	6 laps	4: 47.514	46.974	3	120.20
DNC	2	Jamie Liptrott	6 laps	4: 48.271	47.150	3	119.88
DNC	84	Derek Holland	2 laps	1: 45.024	49.808	2	109.68
DNC	34	Stephen Dann	1 laps	54.417	51.869	1	105.84
DNS	26	Bill Richards	0 laps			0	
DNS	87	Graham Richardson	0 laps			0	
EX	30	Ian Butler	0 laps			0	

Car no 30: Excluded - overtaking under red flag

Fastest time : 45.420 in lap 6 by nbr. 44 : Rod Birley (Ford)		Timekeeping by :	<b>Publication-time</b>
Results and Laptimes :		Time Printed :	
Clerk of the Course	Steward	Timekeeper	<b>R@llycrossTIMING</b> by TimeService.nl
Richard Ormson		 Marcel Lambrechts	
Page 1 of 1	Results remain provisional pending technical examination and decisions from the stewards of the meeting		

## QMN - Race 1 Laptimes

21 - 22 June 2014  
Lydden Hill Race Circuit - 1600 mtr.

Pos	Nbr	Name / Team name	Gap	1	2	3	4	5	6	7	8	9	10	11	12	13	14	15	16	17	18
1	44	Rod Birley	-- 15 laps --	46.950	46.861	46.248	45.906	46.156	45.420	46.354	49.038	47.480	46.964	46.802	46.690	46.722	47.067	49.078			
2	54	Andy Banham	1.127	47.745	46.403	45.886	45.949	46.482	45.824	46.465	48.424	47.906	46.824	47.592	46.540	47.234	46.899	48.305			
3	43	Tom Knight	13.441	48.655	47.320	46.901	47.275	47.130	47.292	47.255	47.277	47.617	47.767	48.125	48.105	48.597	48.676	48.503			
4	70	Jeremy Francis	14.028	48.465	46.618	46.756	47.009	47.267	47.445	47.756	47.566	47.668	47.899	48.258	48.135	48.427	48.818	49.247			
5	57	Tony Paxman	21.510	50.311	47.926	47.618	47.556	47.724	47.661	49.257	48.363	48.005	47.933	48.098	48.235	48.382	48.702	48.473			
6	19	Pete Winstone	36.404	51.268	49.120	48.157	48.192	49.439	48.223	49.519	48.648	48.521	49.415	48.559	49.406	49.542	49.863	49.717			
7	98	Dave Charlton	37.453	50.629	48.272	48.603	48.864	48.555	48.569	49.157	48.864	48.743	49.289	49.613	49.727	50.487	50.306	49.552			
8	1	Andy Woods dean	38.576	50.376	48.489	48.083	48.519	48.761	49.105	49.494	49.704	49.305	49.679	49.700	49.613	49.889	50.057	50.093			
9	7	Glen Rossiter	41.255	50.938	48.398	48.222	48.810	48.999	48.344	49.281	48.915	50.665	49.833	49.983	49.667	50.432	50.155	50.014			
10	66	Perry Winch	47.207	52.141	49.943	49.862	49.287	49.401	49.401	50.916	49.519	48.774	49.428	49.186	49.426	49.272	50.791	50.281			
11	14	Matthew Turner	1:04.986	51.613	50.198	49.088	48.740	49.377	49.496	52.992	49.849	48.880	49.020	49.342	49.588	49.250	50.845	1:07.404			
12	45	Martyn Scott	-- 14 laps --	52.417	49.979	50.315	49.864	50.282	50.319	50.522	50.329	49.593	50.305	51.243	51.904	49.652	50.794				
13	58	Nicholas Wall	0.505	52.253	50.535	49.803	49.999	50.332	50.310	50.964	50.088	49.914	49.950	50.790	51.835	50.564	50.137				
14	93	Gary Cole	30.760	53.270	52.469	53.137	52.989	52.913	52.309	52.611	52.242	52.760	52.569	52.324	52.529	52.181	53.041				
15	99	Bob Hosier	-- 8 laps --	52.932	49.768	48.494	47.976	48.249	48.527	49.031	48.877										
16	71	Nick Proudlock	-- 6 laps --	48.904	47.023	46.974	48.009	46.981	47.476												
17	2	Jamie Liptrott	0.757	48.789	47.398	47.150	47.565	47.223	47.250												
18	84	Derek Holland	-- 2 laps --	50.593	49.808																
19	34	Stephen Dann	-- 1 laps --	51.869																	
22	30	Ian Butler																			



## Truck Festival

21 - 22 June 2014

Lydden Hill Race Circuit - 1600 mtr.


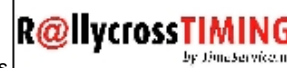
Startgrid - QMN - Race 2  
Start Time : 14:10 - Heat Duration: 15 Laps

Pos	Nbr	Name	time	Pos	Nbr	Name	time
-----	-----	------	------	-----	-----	------	------

### Pole Right

21	87	Graham Richardson	
19	34	Stephen Dann	
17	2	Jamie Liptrott	
15	99	Bob Hosier	
13	58	Nicholas Wall	
11	14	Matthew Turner	
9	7	Glen Rossiter	
7	98	Dave Charlton	
5	57	Tony Paxman	
3	43	Tom Knight	
1	44	Rod Birley	

22	30	Ian Butler	
20	26	Bill Richards	
18	84	Derek Holland	
16	71	Nick Proudlock	
14	93	Gary Cole	
12	45	Martyn Scott	
10	66	Perry Winch	
8	1	Andy Woods dean	
6	19	Pete Winstone	
4	70	Jeremy Francis	
2	54	Andy Banham	

Results and Laptimes :			Timekeeping by :	<b>Publication-time</b>
			Time Printed :	
Clerk of the Course	Steward	Timekeeper	 <b>Marcel Lambrechts</b> 	
Richard Ormson				
Page 1 of 1	Results remain provisional pending technical examination and decisions from the stewards of the meeting			

## Truck Festival

QMN - Race 2


21 - 22 June 2014

Lydden Hill Race Circuit - 1600 mtr.

Pos	Nbr	Name	Gap	Total time	Fastest	In	Avg. Speed
1	44	Rod Birley	-- 15 laps --	11: 49.087	45.796	3	121.84
2	54	Andy Banham	0.304	11: 49.391	46.316	5	121.79
3	26	Bill Richards	7.005	11: 56.092	45.989	8	120.65
4	57	Tony Paxman	24.447	12: 13.534	47.914	6	117.78
5	1	Andy Woods dean	29.168	12: 18.255	47.994	2	117.03
6	19	Pete Winstone	29.931	12: 19.018	48.454	5	116.91
7	2	Jamie Liptrott	30.558	12: 19.645	47.696	4	116.81
8	7	Glen Rossiter	34.598	12: 23.685	48.758	9	116.17
9	98	Dave Charlton	39.087	12: 28.174	49.095	2	115.48
10	34	Stephen Dann	40.291	12: 29.378	47.784	8	115.29
11	30	Ian Butler	43.632	12: 32.719	48.649	8	114.78
12	99	Bob Hosier	44.316	12: 33.403	48.003	4	114.67
13	14	Matthew Turner	-- 14 laps --	11: 51.215	49.191	8	113.38
14	66	Perry Winch	11.728	12: 02.943	49.638	5	111.54
15	45	Martyn Scott	24.442	12: 15.657	50.983	8	109.61
16	87	Graham Richardson	31.534	12: 22.749	49.812	2	108.56
17	93	Gary Cole	46.007	12: 37.222	52.391	7	106.49
NOT CLASSIFIED			Classification Limit (80% of 15 laps) = 12 laps				
DNC	84	Derek Holland	11 laps	9: 17.041	47.967	3	113.74
DNC	70	Jeremy Francis	10 laps	8: 00.199	47.102	8	119.95
DNC	43	Tom Knight	9 laps	7: 08.115	46.573	2	121.08
DNC	58	Nicholas Wall	0 laps			0	
DNS	71	Nick Proudlock	0 laps			0	

Car no 43: Black Flag

Car no 99: 5 sec. penalty - not respecting track limits

Fastest time : 45.796 in lap 3 by nbr. 44 : Rod Birley (Ford)			Timekeeping by :	<b>Publication-time</b>
Results and Laptimes :			Time Printed :	
Clerk of the Course	Steward	Timekeeper	 Marcel Lambrechts	<b>R@llycrossTIMING</b> <small>by TimeService.nl</small>
Richard Ormson				
Page 1 of 1	Results remain provisional pending technical examination and decisions from the stewards of the meeting			

## QMN - Race 2 Laptimes

21 - 22 June 2014  
Lydden Hill Race Circuit - 1600 mtr.

Pos	Nbr	Name / Team name	Gap	1	2	3	4	5	6	7	8	9	10	11	12	13	14	15	16	17	18
1	44	Rod Birley	-- 15 laps --	49.655	46.453	45.796	47.340	47.077	47.192	47.210	47.402	47.359	47.200	46.412	47.762	46.751	46.393	46.900			
2	54	Andy Banham	0.304	50.572	47.447	46.630	46.777	46.316	46.608	47.056	47.510	47.217	47.682	46.342	46.839	46.879	46.502	46.685			
3	26	Bill Richards	7.005	54.451	47.592	47.150	48.845	46.195	46.024	46.051	45.989	46.018	46.449	46.997	48.518	46.729	46.659	46.851			
4	57	Tony Paxman	24.447	51.870	48.297	48.290	48.154	48.479	47.914	48.283	48.013	48.430	48.448	49.402	48.424	48.715	48.883	49.178			
5	1	Andy Woods dean	29.168	50.906	47.994	48.129	48.072	48.274	48.442	49.456	48.810	48.864	49.051	49.323	49.303	49.304	49.336	49.794			
6	19	Pete Winstone	29.931	50.579	49.022	48.474	49.605	48.454	48.833	48.856	49.186	49.274	48.959	49.513	48.658	49.095	49.220	48.498			
7	2	Jamie Liptrott	30.558	54.819	48.670	48.734	47.696	48.347	48.303	48.657	48.304	48.204	48.296	49.171	48.786	49.010	48.795	48.707			
8	7	Glen Rossiter	34.598	52.576	49.337	49.360	49.325	49.762	49.263	48.998	49.049	48.758	49.073	49.069	48.886	48.882	48.937	48.988			
9	98	Dave Charlton	39.087	52.424	49.095	49.202	49.636	49.403	49.393	49.308	49.965	49.114	49.505	49.300	49.388	49.878	49.607	49.791			
10	34	Stephen Dann	40.291	56.800	49.150	48.689	48.814	48.722	49.865	50.115	47.784	48.739	48.561	49.460	49.162	49.493	49.622	48.562			
11	30	Ian Butler	43.632	56.030	49.517	48.725	48.796	48.991	50.006	49.058	48.649	48.751	48.783	49.329	48.957	49.724	49.803	51.957			
12	99	Bob Hosier	44.316	54.088	48.326	49.378	48.003	49.410	49.170	49.100	49.377	49.124	49.553	49.370	49.334	49.813	49.605	49.773			
13	14	Matthew Turner	-- 14 laps --	53.793	50.186	50.181	49.208	49.674	50.807	50.840	49.191	49.627	49.486	49.495	49.879	50.636	54.427				
14	66	Perry Winch	11.728	53.054	50.104	49.667	49.990	49.638	1:03.799	50.124	50.532	50.384	51.121	50.527	50.112	49.793	50.322				
15	45	Martyn Scott	24.442	55.884	51.805	52.547	51.866	51.529	53.067	51.676	50.983	53.099	52.270	51.643	51.644	52.241	51.519				
16	87	Graham Richardson	31.534	55.723	49.812	51.009	50.969	50.217	50.468	50.767	51.032	52.146	54.007	54.917	52.650	55.584	55.519				
17	93	Gary Cole	46.007	1:02.775	55.243	53.135	52.611	53.213	53.280	52.391	52.807	52.839	52.449	52.512	52.619	54.041	52.747				
18	84	Derek Holland	-- 11 laps --	1:00.973	49.343	47.967	50.752	49.590	48.349	48.103	48.245	48.649	48.593	49.493							
19	70	Jeremy Francis	-- 10 laps --	50.925	47.694	47.475	47.492	47.276	47.419	47.151	47.102	47.542	47.504								
20	43	Tom Knight	-- 9 laps --	48.349	46.573	46.749	47.776	47.037	47.332	47.193	47.355	47.360									
21	58	Nicholas Wall																			