

Truck Festival

Intermarque - Qualifying

21 - 22 June 2014
New Circuit - 1000 mtr.

| Pos | Nbr | Name | Fastest | In | Gap | Diff | Laps | Speed |
|-----|-----|------------------|---------------|-----------|--------|--------|------|-------|
| 1 | 24 | Lewis Smith | 43.907 | 4 | | | 11 | 81.99 |
| 2 | 12 | Simon Smith | 44.067 | 6 | 0.160 | 0.160 | 12 | 81.69 |
| 3 | 1 | Matt Simpson | 44.097 | 4 | 0.190 | 0.030 | 11 | 81.63 |
| 4 | 91 | Malcolm Blackman | 44.175 | 6 | 0.268 | 0.078 | 9 | 81.49 |
| 5 | 2 | Malcolm Harding | 44.496 | 9 | 0.589 | 0.321 | 12 | 80.90 |
| 6 | 28 | Chris Ayling | 44.506 | 6 | 0.599 | 0.010 | 12 | 80.88 |
| 7 | 67 | David Brooks | 44.643 | 9 | 0.736 | 0.137 | 13 | 80.63 |
| 8 | 26 | Ross Loram | 44.808 | 12 | 0.901 | 0.165 | 13 | 80.34 |
| 9 | 16 | Steve Burrows | 45.167 | 5 | 1.260 | 0.359 | 13 | 79.70 |
| 10 | 62 | Kurt Russell | 45.219 | 12 | 1.312 | 0.052 | 13 | 79.61 |
| 11 | 21 | Philip Young | 45.335 | 4 | 1.428 | 0.116 | 10 | 79.40 |
| 12 | 29 | Mike Thurley | 45.426 | 9 | 1.519 | 0.091 | 10 | 79.24 |
| 13 | 52 | Mick Robertson | 45.640 | 11 | 1.733 | 0.214 | 11 | 78.87 |
| 14 | 39 | Ricky Hunn | 45.645 | 5 | 1.738 | 0.005 | 6 | 78.86 |
| 15 | 99 | Paul Adams | 45.773 | 4 | 1.866 | 0.128 | 13 | 78.64 |
| 16 | 5 | Ray Harris | 46.114 | 5 | 2.207 | 0.341 | 5 | 78.06 |
| 17 | 75 | John Steward | 46.719 | 12 | 2.812 | 0.605 | 12 | 77.05 |
| 18 | 89 | Chris Brockhurst | 59.008 | 1 | 15.101 | 12.289 | 2 | 61.00 |
| NS | 4 | Richard Smith | | 0 | | | 0 | |

Time deleted - off track - Car 1, 12, 21, 24, 29



Fastest time : 43.907 in lap 4 by nbr. 24 : Lewis Smith (Vauxhall)

Timekeeping by :

Publication-time

Results and Laptimes :

Time Printed :

| | | | | |
|---------------------|---|------------|--|---|
| Clerk of the Course | Steward | Timekeeper |  Marcel Lambrechts |  |
| Richard Ormson | | | | |
| Page 1 of 1 | Results remain provisional pending technical examination and decisions from the stewards of the meeting | | | |



Truck Festival



Intermarque - Qualifying Laptimes

21 - 22 June 2014
New Circuit - 1000 mtr.

| Pos | Nbr | Name / Team name | Gap | 1 | 2 | 3 | 4 | 5 | 6 | 7 | 8 | 9 | 10 | 11 | 12 | 13 | 14 | 15 | 16 | 17 | 18 |
|-----|-----|------------------|--------|----------|----------|----------|--------|----------|----------|--------|----------|----------|----------|--------|--------|--------|----|----|----|----|----|
| 1 | 24 | Richard Smith | | 49.712 | 46.199 | 44.728 | 43.907 | 44.411 | 1:33.436 | 43.982 | 44.041 | 44.903 | 44.496 | 44.371 | | | | | | | |
| 2 | 12 | Simon Smith | 0.160 | 51.069 | 45.531 | 46.671 | 44.519 | 44.256 | 44.067 | 45.189 | 44.530 | 1:29.234 | 44.559 | 44.738 | 45.137 | | | | | | |
| 3 | 1 | Matt Simpson | 0.190 | 57.193 | 48.963 | 46.866 | 44.097 | 1:29.099 | 1:27.980 | 44.345 | 44.191 | 44.374 | 44.729 | 44.945 | | | | | | | |
| 4 | 91 | Malcolm Blackman | 0.268 | 51.361 | 46.322 | 44.838 | 45.065 | 44.648 | 44.175 | 44.598 | 44.242 | 44.661 | | | | | | | | | |
| 5 | 2 | Malcolm Harding | 0.589 | 53.403 | 47.101 | 47.747 | 45.394 | 45.899 | 45.350 | 44.597 | 44.925 | 44.496 | 45.110 | 46.066 | 45.245 | | | | | | |
| 6 | 28 | Chris Ayling | 0.599 | 53.834 | 47.349 | 46.221 | 45.217 | 44.836 | 44.506 | 45.384 | 44.789 | 44.821 | 45.426 | 44.918 | 44.797 | | | | | | |
| 7 | 67 | David Brooks | 0.736 | 52.658 | 45.847 | 50.258 | 45.777 | 45.526 | 46.061 | 44.754 | 45.075 | 44.643 | 45.070 | 45.281 | 44.786 | 45.401 | | | | | |
| 8 | 26 | Ross Loram | 0.901 | 53.800 | 46.529 | 48.592 | 46.941 | 47.844 | 45.363 | 44.939 | 45.258 | 46.920 | 45.020 | 44.995 | 44.808 | 49.351 | | | | | |
| 9 | 16 | Steve Burrows | 1.260 | 54.193 | 48.098 | 47.730 | 46.193 | 45.167 | 45.425 | 45.684 | 45.696 | 45.423 | 46.641 | 46.213 | 47.087 | 45.897 | | | | | |
| 10 | 62 | Kurt Russell | 1.312 | 55.664 | 48.816 | 49.365 | 46.385 | 45.533 | 45.585 | 46.586 | 46.263 | 45.371 | 45.390 | 49.104 | 45.219 | 45.331 | | | | | |
| 11 | 21 | Philip Young | 1.428 | 46.106 | 47.004 | 46.059 | 45.335 | 45.451 | 45.649 | 45.582 | 2:19.686 | 45.772 | 46.687 | | | | | | | | |
| 12 | 29 | Mike Thurley | 1.519 | 55.354 | 48.471 | 47.295 | 47.190 | 52.372 | 1:01.619 | 48.651 | 1:29.483 | 45.426 | 1:30.207 | | | | | | | | |
| 13 | 52 | Mick Robertson | 1.733 | 48.525 | 48.570 | 46.063 | 45.948 | 45.864 | 47.155 | 46.712 | 46.261 | 46.755 | 45.778 | 45.640 | | | | | | | |
| 14 | 39 | Ricky Hunn | 1.738 | 52.294 | 47.733 | 46.343 | 46.054 | 45.645 | 46.048 | | | | | | | | | | | | |
| 15 | 99 | Paul Adams | 1.866 | 53.759 | 48.728 | 47.738 | 45.773 | 45.903 | 45.985 | 46.194 | 46.367 | 46.393 | 47.362 | 49.474 | 47.344 | 46.976 | | | | | |
| 16 | 5 | Ray Harris | 2.207 | 1:03.864 | 53.022 | 1:00.924 | 47.020 | 46.114 | | | | | | | | | | | | | |
| 17 | 75 | John Steward | 2.812 | 52.543 | 48.428 | 49.669 | 49.072 | 47.956 | 47.348 | 46.993 | 46.761 | 47.871 | 47.152 | 47.432 | 46.719 | | | | | | |
| 18 | 89 | Chris Brockhurst | 15.101 | 59.008 | 1:01.626 | | | | | | | | | | | | | | | | |



Truck Festival

21 - 22 June 2014
New Circuit - 1000 mtr.


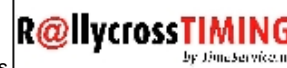
Startgrid - Intermarque - Race 1
Start Time : 11:35 - Heat Duration: 15 Laps

| Pos | Nbr | Name | time | Pos | Nbr | Name | time |
|-----|-----|------|------|-----|-----|------|------|
|-----|-----|------|------|-----|-----|------|------|

Pole Right

| | | | |
|----|----|-----------------|--------|
| 19 | 24 | Lewis Smith | |
| 17 | 75 | John Steward | 46.719 |
| 15 | 99 | Paul Adams | 45.773 |
| 13 | 52 | Mick Robertson | 45.640 |
| 11 | 21 | Philip Young | 45.335 |
| 9 | 16 | Steve Burrows | 45.167 |
| 7 | 67 | David Brooks | 44.643 |
| 5 | 2 | Malcolm Harding | 44.496 |
| 3 | 1 | Matt Simpson | 44.097 |
| 1 | 24 | Richard Smith | 43.907 |

| | | | |
|----|----|------------------|--------|
| | | | |
| 18 | 89 | Chris Brockhurst | 59.008 |
| 16 | 5 | Ray Harris | 46.114 |
| 14 | 39 | Ricky Hunn | 45.645 |
| 12 | 29 | Mike Thurley | 45.426 |
| 10 | 62 | Kurt Russell | 45.219 |
| 8 | 26 | Ross Loram | 44.808 |
| 6 | 28 | Chris Ayling | 44.506 |
| 4 | 91 | Malcolm Blackman | 44.175 |
| 2 | 12 | Simon Smith | 44.067 |

| | | | | |
|--|---------|------------|---|-------------------------|
| Results and Laptimes : | | | Timekeeping by : | Publication-time |
| | | | Time Printed : | |
| Clerk of the Course | Steward | Timekeeper |  Marcel Lambrechts | |
| Page 1 of 1 Results remain provisional pending technical examination and decisions from the stewards of the meeting | | | | |
|  by Jim Service.nl | | | | |

Truck Festival

Intermarque - Race 1 Revision 1

21 - 22 June 2014
Lydden Hill Race Circuit - 1600 mtr.

| Pos | Nbr | Name | Car | Gap | Total time | Fastest | In | Avg. Speed |
|----------------|-----|------------------|---|---------------|------------|---------|----|------------|
| 1 | 1 | Matt Simpson | Vauxhall Tigra | -- 15 laps -- | 11:08.973 | 43.967 | 2 | 129.15 |
| 2 | 24 | Lewis Smith | Vauxhall Tigra | 2.833 | 11:11.806 | 44.119 | 7 | 128.60 |
| 3 | 89 | Chris Brockhurst | Vauxhall Tigra | 3.634 | 11:12.607 | 43.756 | 3 | 128.45 |
| 4 | 12 | Simon Smith | BMW Z4 | 5.081 | 11:14.054 | 44.137 | 2 | 128.17 |
| 5 | 91 | Malcolm Blackman | Vauxhall Tigra | 6.176 | 11:15.149 | 44.177 | 4 | 127.97 |
| 6 | 28 | Chris Ayling | Vauxhall Tigra | 12.156 | 11:21.129 | 44.740 | 6 | 126.84 |
| 7 | 26 | Ross Loram | Vauxhall Tigra | 13.908 | 11:22.881 | 44.827 | 6 | 126.52 |
| 8 | 67 | David Brooks | Vauxhall Tigra | 16.588 | 11:25.561 | 44.310 | 3 | 126.02 |
| 9 | 5 | Ray Harris | Mercedes SLK | 25.428 | 11:34.401 | 45.483 | 11 | 124.42 |
| 10 | 62 | Kurt Russell | Peugeot 206 | 25.988 | 11:34.961 | 45.295 | 4 | 124.32 |
| 11 | 75 | John Steward | Vauxhall Corsa | 48.146 | 11:57.119 | 46.296 | 2 | 120.48 |
| NOT CLASSIFIED | | | Classification Limit (80% of 15 laps) = 12 laps | | | | | |
| DNF | 99 | Paul Adams | Mercedes SLK | 12 laps | 9:30.441 | 45.273 | 10 | 121.16 |
| DNF | 52 | Mick Robertson | VW Corrado | 11 laps | 8:33.744 | 45.439 | 5 | 123.32 |
| DNF | 16 | Steve Burrows | Peugeot 206 | 8 laps | 6:07.311 | 44.925 | 7 | 125.45 |
| DNF | 2 | Malcolm Harding | Vauxhall Tigra VXR | 5 laps | 3:46.363 | 44.461 | 2 | 127.22 |
| DNF | 39 | Ricky Hunn | Peugeot 205 | 2 laps | 1:36.268 | 46.363 | 2 | 119.66 |
| DNF | 21 | Philip Young | Mitsubishi Colt | 0 laps | | | 0 | |
| DNF | 29 | Mike Thurley | Vauxhall Tigra | 0 laps | | | 0 | |
| DNS | 4 | Richard Smith | Ludlow Mercedes SLK | 0 laps | | | 0 | |

Car no: 67 - 5 sec. penalty - not respecting track limits



Fastest time : 43.756 in lap 3 by nbr. 89 : Chris Brockhurst (Vauxhall)

Timekeeping by :

Publication-time

Results and Laptimes :

Time Printed : 10:14:15

| | | | |
|---|---|---|---|
| Clerk of the Course Richard Ormson | Steward | Timekeeper  Marcel Lambrechts |  |
| Page 1 of 1 | Results remain provisional pending technical examination and decisions from the stewards of the meeting | | |



Truck Festival



Intermarque - Race 1 Laptimes

21 - 22 June 2014
New Circuit - 1000 mtr.

| Pos | Nbr | Name / Team name | Gap | 1 | 2 | 3 | 4 | 5 | 6 | 7 | 8 | 9 | 10 | 11 | 12 | 13 | 14 | 15 | 16 | 17 | 18 |
|-----|-----|------------------|---------------|--------|--------|----------|--------|--------|--------|--------|--------|--------|--------|--------|--------|--------|--------|--------|----|----|----|
| 1 | 1 | Matt Simpson | -- 15 laps -- | 46.300 | 43.967 | 44.155 | 44.274 | 44.179 | 44.146 | 44.212 | 44.395 | 44.412 | 44.478 | 44.382 | 44.584 | 44.662 | 45.466 | 45.361 | | | |
| 2 | 24 | Lewis Smith | 2.833 | 45.721 | 44.355 | 44.731 | 44.488 | 44.547 | 45.330 | 44.119 | 44.472 | 44.793 | 44.519 | 44.555 | 44.789 | 45.008 | 45.087 | 45.292 | | | |
| 3 | 89 | Chris Brockhurst | 3.634 | 49.420 | 44.686 | 43.756 | 44.650 | 44.082 | 44.019 | 44.108 | 44.587 | 44.186 | 44.506 | 44.801 | 44.951 | 44.577 | 44.923 | 45.355 | | | |
| 4 | 12 | Simon Smith | 5.081 | 46.770 | 44.137 | 44.308 | 44.415 | 44.402 | 45.807 | 44.416 | 44.298 | 44.464 | 44.660 | 44.993 | 44.977 | 44.551 | 45.550 | 46.306 | | | |
| 5 | 91 | Malcolm Blackman | 6.176 | 46.967 | 44.455 | 44.396 | 44.177 | 44.473 | 45.495 | 44.565 | 44.671 | 45.586 | 44.736 | 44.760 | 44.804 | 44.845 | 45.325 | 45.894 | | | |
| 6 | 28 | Chris Ayling | 12.156 | 49.280 | 45.430 | 46.311 | 45.047 | 44.809 | 44.740 | 44.826 | 44.835 | 45.172 | 44.938 | 45.194 | 44.930 | 45.140 | 45.007 | 45.470 | | | |
| 7 | 26 | Ross Loram | 13.908 | 49.055 | 45.524 | 44.863 | 45.158 | 45.137 | 44.827 | 44.992 | 45.283 | 45.056 | 44.979 | 45.053 | 45.027 | 46.276 | 45.664 | 45.987 | | | |
| 8 | 67 | David Brooks | 16.588 | 48.631 | 44.592 | 44.310 | 44.843 | 45.204 | 44.933 | 45.036 | 44.998 | 45.122 | 45.242 | 45.308 | 45.334 | 45.477 | 45.770 | 45.761 | | | |
| 9 | 5 | Ray Harris | 25.428 | 51.295 | 45.639 | 46.270 | 46.056 | 45.933 | 46.390 | 45.644 | 45.955 | 46.290 | 45.954 | 45.483 | 45.927 | 45.776 | 45.894 | 45.895 | | | |
| 10 | 62 | Kurt Russell | 25.988 | 52.858 | 45.825 | 45.908 | 45.295 | 45.595 | 47.108 | 45.658 | 46.220 | 46.069 | 45.613 | 45.586 | 45.778 | 45.682 | 45.661 | 46.105 | | | |
| 11 | 75 | John Steward | 48.146 | 52.043 | 46.296 | 47.156 | 47.811 | 46.477 | 46.398 | 46.829 | 47.057 | 47.334 | 47.183 | 48.487 | 48.090 | 47.337 | 47.736 | 50.885 | | | |
| 12 | 99 | Paul Adams | -- 12 laps -- | 50.520 | 45.636 | 1:01.024 | 45.304 | 45.277 | 45.509 | 45.624 | 45.815 | 45.628 | 45.273 | 48.044 | 46.787 | | | | | | |
| 13 | 52 | Mick Robertson | -- 11 laps -- | 53.065 | 45.989 | 47.173 | 45.686 | 45.439 | 45.826 | 46.046 | 46.016 | 46.430 | 45.999 | 46.075 | | | | | | | |
| 14 | 16 | Steve Burrows | -- 8 laps -- | 49.709 | 45.667 | 45.345 | 45.202 | 46.105 | 45.246 | 44.925 | 45.112 | | | | | | | | | | |
| 15 | 2 | Malcolm Harding | -- 5 laps -- | 47.777 | 44.461 | 44.838 | 44.672 | 44.615 | | | | | | | | | | | | | |
| 16 | 39 | Ricky Hunn | -- 2 laps -- | 49.905 | 46.363 | | | | | | | | | | | | | | | | |
| 17 | 21 | Philip Young | | | | | | | | | | | | | | | | | | | |
| 18 | 29 | Mike Thurley | | | | | | | | | | | | | | | | | | | |



Truck Festival

21 - 22 June 2014
New Circuit - 1000 mtr.

Startgrid - Intermarque - Race 2
Start Time : 15:30 - Heat Duration: 15 Laps

| Pos | Nbr | Name | time | Pos | Nbr | Name | time |
|-----|-----|------|------|-----|-----|------|------|
|-----|-----|------|------|-----|-----|------|------|

Pole Right

| | | | |
|----|---|---------------|--|
| 19 | 4 | Richard Smith | |
|----|---|---------------|--|

| | | | |
|----|----|--------------|--|
| 17 | 21 | Philip Young | |
|----|----|--------------|--|

| | | | |
|----|---|-----------------|--|
| 15 | 2 | Malcolm Harding | |
|----|---|-----------------|--|

| | | | |
|----|----|----------------|--|
| 13 | 52 | Mick Robertson | |
|----|----|----------------|--|

| | | | |
|----|----|--------------|--|
| 11 | 75 | John Steward | |
|----|----|--------------|--|

| | | | |
|---|---|------------|--|
| 9 | 5 | Ray Harris | |
|---|---|------------|--|

| | | | |
|---|---|--------------|--|
| 7 | 1 | Matt Simpson | |
|---|---|--------------|--|

5 **89** Chris Brockhurst

3 **91** Malcolm Blackman

1 **26** Ross Loram

| | | | |
|----|----|-------------|--|
| 20 | 24 | Lewis Smith | |
|----|----|-------------|--|

| | | | |
|----|----|--------------|--|
| 18 | 29 | Mike Thurley | |
|----|----|--------------|--|

| | | | |
|----|----|------------|--|
| 16 | 39 | Ricky Hunn | |
|----|----|------------|--|

| | | | |
|----|----|---------------|--|
| 14 | 16 | Steve Burrows | |
|----|----|---------------|--|

| | | | |
|----|----|------------|--|
| 12 | 99 | Paul Adams | |
|----|----|------------|--|

| | | | |
|----|----|--------------|--|
| 10 | 62 | Kurt Russell | |
|----|----|--------------|--|

| | | | |
|---|----|--------------|--|
| 8 | 67 | David Brooks | |
|---|----|--------------|--|

6 **24** Lewis Smith

4 **12** Simon Smith

2 **28** Chris Ayling

Timekeeping by : **Publication-time**

Time Printed :

Results and Laptimes :

Clerk of the Course

Steward

Timekeeper

Richard Ormson

Marcel Lambrechts

Page 1 of 1

Results remain provisional pending technical examination and decisions from the stewards of the meeting

Truck Festival

Intermarque - Race 2

21 - 22 June 2014
New Circuit - 1000 mtr.

| Pos | Nbr | Name | Gap | Total time | Fastest | In | Avg. Speed |
|-----|-----|------------------|---------------|------------|---------|----|------------|
| 1 | 89 | Chris Brockhurst | -- 15 laps -- | 11: 12.825 | 43.974 | 6 | 80.25 |
| 2 | 24 | Lewis Smith | 5.273 | 11: 18.098 | 44.465 | 5 | 79.63 |
| 3 | 1 | Matt Simpson | 10.841 | 11: 23.666 | 44.443 | 4 | 78.98 |
| 4 | 26 | Ross Loram | 12.437 | 11: 25.262 | 44.844 | 6 | 78.80 |
| 5 | 28 | Chris Ayling | 15.738 | 11: 28.563 | 44.632 | 5 | 78.42 |
| 6 | 67 | David Brooks | 16.393 | 11: 29.218 | 44.795 | 2 | 78.34 |
| 7 | 16 | Steve Burrows | 22.289 | 11: 35.114 | 45.281 | 11 | 77.68 |
| 8 | 62 | Kurt Russell | 23.342 | 11: 36.167 | 45.391 | 9 | 77.56 |
| 9 | 2 | Malcolm Harding | 25.959 | 11: 38.784 | 45.131 | 10 | 77.27 |
| 10 | 5 | Ray Harris | 26.622 | 11: 39.447 | 45.729 | 7 | 77.20 |
| 11 | 12 | Simon Smith | 29.822 | 11: 42.647 | 44.836 | 2 | 76.85 |
| 12 | 52 | Mick Robertson | 30.505 | 11: 43.330 | 45.490 | 9 | 76.77 |
| 13 | 99 | Paul Adams | 32.449 | 11: 45.274 | 45.582 | 4 | 76.56 |
| 14 | 21 | Philip Young | 33.877 | 11: 46.702 | 45.856 | 2 | 76.41 |
| 15 | 75 | John Steward | 45.943 | 11: 58.768 | 46.584 | 4 | 75.12 |

NOT CLASSIFIED Classification Limit (80% of 15 laps) = 12 laps

| | | | | | | | |
|-----|----|------------------|--------|--|--|---|--|
| DNC | 91 | Malcolm Blackman | 0 laps | | | 0 | |
| DNC | 39 | Ricky Hunn | 0 laps | | | 0 | |
| DNS | 29 | Mike Thurley | 0 laps | | | 0 | |
| DNS | 4 | Richard Smith | 0 laps | | | 0 | |

Car no: 2 - 5 sec. penalty - not respecting track limits



Fastest time : 43.974 in lap 6 by nbr. 89 : Chris Brockhurst (Vauxhall)

Timekeeping by :

Publication-time

Results and Laptimes :

Time Printed :

| | | | |
|---|---|---|--|
| Clerk of the Course Richard Ormson | Steward | Timekeeper  Marcel Lambrechts |  by TimeService.nl |
| Page 1 of 1 | Results remain provisional pending technical examination and decisions from the stewards of the meeting | | |



Truck Festival



Intermarque - Race 2 Laptimes

21 - 22 June 2014
New Circuit - 1000 mtr.

| Pos | Nbr | Name / Team name | Gap | 1 | 2 | 3 | 4 | 5 | 6 | 7 | 8 | 9 | 10 | 11 | 12 | 13 | 14 | 15 | 16 | 17 | 18 |
|-----|-----|------------------|---------------|--------|--------|--------|--------|--------|--------|--------|----------|--------|--------|--------|--------|--------|--------|--------|----|----|----|
| 1 | 89 | Chris Brockhurst | -- 15 laps -- | 46.456 | 44.346 | 44.177 | 44.199 | 44.330 | 43.974 | 44.173 | 44.400 | 44.585 | 44.960 | 44.768 | 44.829 | 44.896 | 45.232 | 45.174 | | | |
| 2 | 24 | Lewis Smith | 5.273 | 46.391 | 45.224 | 45.030 | 44.613 | 44.465 | 44.689 | 44.693 | 44.732 | 44.903 | 44.949 | 45.193 | 45.330 | 45.181 | 45.165 | 45.304 | | | |
| 3 | 1 | Matt Simpson | 10.841 | 49.092 | 44.830 | 44.645 | 44.443 | 44.858 | 44.602 | 45.157 | 44.643 | 45.125 | 44.807 | 45.693 | 45.616 | 46.086 | 45.625 | 45.821 | | | |
| 4 | 26 | Ross Loram | 12.437 | 46.629 | 45.289 | 45.167 | 45.767 | 44.953 | 44.844 | 45.164 | 45.063 | 46.161 | 45.487 | 45.697 | 45.626 | 45.861 | 46.031 | 45.882 | | | |
| 5 | 28 | Chris Ayling | 15.738 | 48.641 | 45.618 | 45.184 | 45.467 | 44.632 | 44.952 | 45.297 | 47.144 | 45.921 | 44.990 | 45.508 | 46.450 | 45.559 | 45.840 | 45.689 | | | |
| 6 | 67 | David Brooks | 16.393 | 47.526 | 44.795 | 44.891 | 45.346 | 45.117 | 45.432 | 45.188 | 47.554 | 45.515 | 44.911 | 45.818 | 46.364 | 45.758 | 46.726 | 45.729 | | | |
| 7 | 16 | Steve Burrows | 22.289 | 49.275 | 46.645 | 46.890 | 45.283 | 45.394 | 45.761 | 46.861 | 45.513 | 45.306 | 45.454 | 45.281 | 45.829 | 45.699 | 45.779 | 46.053 | | | |
| 8 | 62 | Kurt Russell | 23.342 | 47.757 | 47.438 | 48.164 | 46.597 | 45.450 | 45.772 | 46.663 | 46.273 | 45.391 | 45.512 | 45.661 | 45.411 | 45.552 | 45.998 | 45.583 | | | |
| 9 | 2 | Malcolm Harding | 25.959 | 49.180 | 45.795 | 46.445 | 45.181 | 45.155 | 46.894 | 45.448 | 45.318 | 46.176 | 45.131 | 45.635 | 45.983 | 45.350 | 46.262 | 45.485 | | | |
| 10 | 5 | Ray Harris | 26.622 | 49.397 | 46.424 | 48.085 | 46.593 | 45.963 | 46.039 | 45.729 | 46.278 | 45.777 | 45.961 | 45.874 | 45.782 | 45.798 | 46.215 | 46.383 | | | |
| 11 | 12 | Simon Smith | 29.822 | 47.504 | 44.836 | 45.040 | 45.325 | 44.867 | 45.120 | 45.419 | 1:04.193 | 45.136 | 45.594 | 45.350 | 45.214 | 45.766 | 45.634 | 45.594 | | | |
| 12 | 52 | Mick Robertson | 30.505 | 51.626 | 46.161 | 46.024 | 46.876 | 45.615 | 46.043 | 45.766 | 46.386 | 45.490 | 46.151 | 45.875 | 46.016 | 46.088 | 46.795 | 48.494 | | | |
| 13 | 99 | Paul Adams | 32.449 | 48.133 | 46.874 | 45.835 | 45.582 | 45.907 | 47.388 | 47.322 | 48.767 | 46.273 | 46.009 | 46.267 | 46.771 | 46.556 | 47.397 | 46.728 | | | |
| 14 | 21 | Philip Young | 33.877 | 49.717 | 45.856 | 46.484 | 47.583 | 46.383 | 46.440 | 46.307 | 46.300 | 46.512 | 46.370 | 46.598 | 46.903 | 46.573 | 46.582 | 46.813 | | | |
| 15 | 75 | John Steward | 45.943 | 51.528 | 48.052 | 46.929 | 46.584 | 46.777 | 47.295 | 47.580 | 47.513 | 47.182 | 47.447 | 47.475 | 47.585 | 47.855 | 47.816 | 47.797 | | | |
| 16 | 91 | Malcolm Blackman | | | | | | | | | | | | | | | | | | | |
| 17 | 39 | Ricky Hunn | | | | | | | | | | | | | | | | | | | |