



Motoring News Saloon Car Championship / Cannons Tin Tops

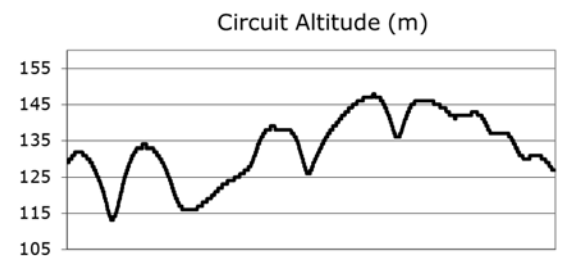
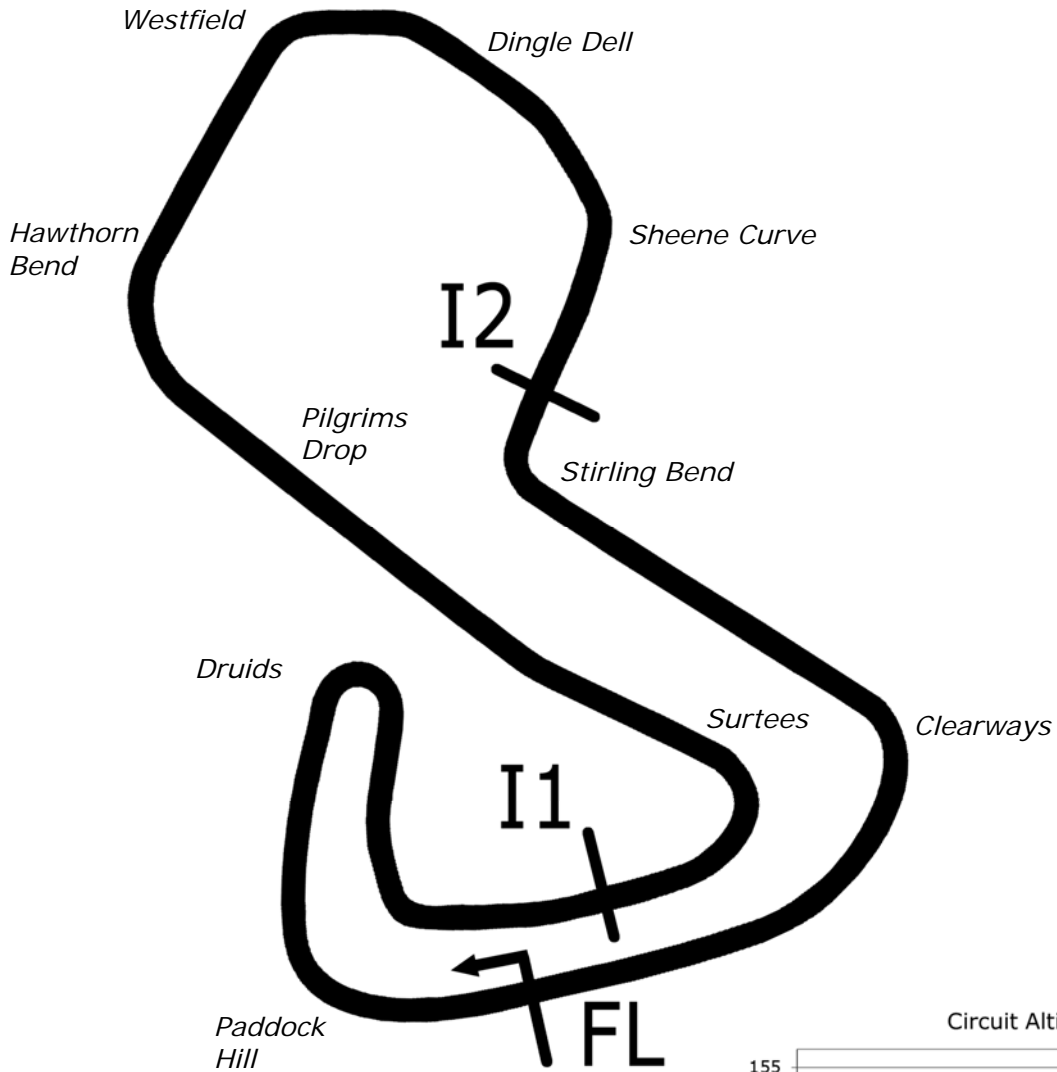
Brands Hatch GP

16th & 17th April 2016



Results Provided by Timing Solutions Ltd
www.tsl-timing.com

Brands Hatch GP



Length	2.4332 miles	3916.0 m	
FL		51.36032 N	0.26032 E
I1	1116m	51.35934 N	0.25955 E
I2	2928m	51.35532 N	0.26250 E
Pit Entry	3646m	51.35911 N	0.25743 E
Pit Exit	26m after FL	51.36027 N	0.26078 E
Pit Entry-Pit Exit 277m, 19.9s @50kph, 16.6s @60kph			

All results available at www.tsl-timing.com

MN Saloons & Cannon's Tin Tops

QUALIFYING - RACE 8 - CLASSIFICATION

POS	NO	CL	PIC NAME	ENTRY	TIME	ON	LAPS	GAP	DIFF	MPH
1	25	A	1 Dan COWAN	Ford RS500	1:42.498	5	6			85.46
2	18	C	1 Gavin THOMSON	Peugeot 205 GTi	1:43.138	6	6	0.640	0.640	84.93
3	44	A	2 Rod BIRLEY	Ford Escort WRC	1:44.009	6	6	1.511	0.871	84.22
4	28	A	3 Malcolm WISE	Ford Escort Cosworth	1:44.778	6	6	2.280	0.769	83.60
5	13	C	2 Laurie GRANT	BMW E36 M3	1:45.746	5	6	3.248	0.968	82.83
6	2	C	3 Jamie LIPTROTT	BMW E36 M3	1:46.348	5	5	3.850	0.602	82.36
7	27	B	1 Pantelis CHRISTOFOROU	Ford Escort	1:46.548	6	6	4.050	0.200	82.21
8	97	D	1 Andy WOODS-DEAN	Honda Civic Type R	1:46.824	6	6	4.326	0.276	82.00
9	54	A	4 Andy BANHAM	Subaru Impreza	1:48.375	5	6	5.877	1.551	80.82
10	45	A	5 Martyn SCOTT	BMW E30	1:48.439	5	5	5.941	0.064	80.78
11	89	A	6 Mike CHITTENDEN	BMW M3	1:48.701	6	6	6.203	0.262	80.58
12	4	C	4 James JJ ROSS	Renault Clio 4	1:48.835	6	6	6.337	0.134	80.48
13	22	A	7 Marcus BICKNELL	Ford Mustang Mach 1	1:48.880	5	6	6.382	0.045	80.45
14	24	T2	1 Steve CASSAR	Honda Civic Type R	1:49.392	6	6	6.894	0.512	80.07
15	38	E	1 Andy PIPE	Ford Escort MK1	1:49.904	6	6	7.406	0.512	79.70
16	15	B	2 Graham CROWHURST	BMW E46 M3	1:50.237	5	5	7.739	0.333	79.46
17	34	A	8 Steve DANN	VW Golf	1:50.341	6	6	7.843	0.104	79.38
18	11	C	5 Mark CRIPPS	BMW E36 M3	1:50.797	5	5	8.299	0.456	79.06
19	32	A	9 Adam MEW	Ford Escort	1:51.223	5	5	8.725	0.426	78.75
20	17	B	3 Tony SKELTON	Renault Clio	1:52.657	5	5	10.159	1.434	77.75
21	199	T1	1 Rober HOSIER	Seat Leon	1:55.270	5	5	12.772	2.613	75.99
22	5	T2	2 Vic HOPE	Honda Civic Type R	1:56.130	5	5	13.632	0.860	75.43
23	6*	T2	3 James ALFORD	Renault Clio 172 Cup	1:56.270	4	4	13.772	0.140	75.34
24	37	T1	2 Ken ANGELL	BMW 328i	1:56.584	6	6	14.086	0.314	75.13
25	52	T2	4 Daniel FISHER	Honda Civic Type R	1:57.045	6	6	14.547	0.461	74.84
26	77	T3	1 Chris BICKNELL	Citroen Saxo	2:02.220	5	5	19.722	5.175	71.67
27	51	A	10 Alex SIDWELL	Holden Commodore	2:14.992	2	5	32.494	12.772	64.89
28	98	C	6 Dave CHARLTON	Seat Leon	2:16.646	2	2	34.148	1.654	64.10
29	26	TP	1 Alan BRECK	VW Golf MK2	2:24.151	2	5	41.653	7.505	60.76
30	33	A	11 Paul NEVILL	Ford Escort RS Cosworth	3:11.290	2	3	1:28.792	47.139	45.79
31	7	A	12 Andrew MACKENZIE	Mitsubishi Evo 8			0			

Car 6 - Please fit a working transponder

Weather / Track : Cloudy / Dry

These results are provisional until the conclusion of any judicial and technical matters.

Brands Hatch GP

Circuit Length = 2.4332 miles

Start: 10:17 Flag 10:38 End: 10:41

Clerk Of Course :	Timekeeper :
-------------------	--------------

MN Saloons & Cannon's Tin Tops

QUALIFYING - RACE 8 - SECTOR ANALYSIS

SECTOR 1 = FL to I1, SECTOR 2 = I1 to I2, SECTOR 3 = I2 to FL, DIFF = Difference To Personal Best Lap

P1 25 A Dan COWAN		Ford RS500								
IDEAL LAP TIME : 1:42.472		BEST LAP TIME : 1:42.498			DIFFERENCE : 0.026					
LAP	SECTOR 1	SECTOR 2	SECTOR 3	LAP TIME	MPH	DIFF	TIME OF DAY			
1 -	OUTLAP	67.3	1:01.123	69.9	27.367	101.6	2:12.895	65.91	30.397	10:20:02.677
2 -	44.760	42.8	1:38.778	35.2	1:02.429	38.0	3:25.967 (3)	42.53	1:43.469	10:23:28.644
3 -	51.695	63.5	1:32.752	33.5	IN PIT		11:24.776 P	12.79	9:42.278	10:34:53.420
4 -	OUTLAP	85.2	51.724	77.1	25.224	135.0	1:54.724	76.35	12.226	10:36:48.144
5 -	32.946	92.4	45.939	78.5	23.613	131.3	1:42.498 (1)	85.46		10:38:30.642
6 -	33.254	87.8	45.913	71.5	23.653	128.3	1:42.820 (2)	85.19	0.322	10:40:13.462

P2 18 C Gavin THOMSON		Peugeot 205 GTi								
IDEAL LAP TIME : 1:43.138		BEST LAP TIME : 1:43.138			DIFFERENCE : 0.000					
LAP	SECTOR 1	SECTOR 2	SECTOR 3	LAP TIME	MPH	DIFF	TIME OF DAY			
1 -	OUTLAP	62.8	52.922	65.4	26.744	119.8	2:05.273	69.92	22.135	10:19:15.682
2 -	36.262	81.0	1:06.017	42.5	39.409	71.3	2:21.688 (2)	61.82	38.550	10:21:37.370
3 -	47.457	62.9	1:06.670	49.4	34.406	71.0	2:28.533 (3)	58.97	45.395	10:24:05.903
4 -	40.143	64.8	1:26.571	33.3	IN PIT		11:13.585 P	13.00	9:30.447	10:35:19.488
5 -	OUTLAP	84.0	50.352	68.4	25.110	122.9	2:00.979	72.40	17.841	10:37:20.467
6 -	33.528	95.0	45.542	76.3	24.068	124.0	1:43.138 (1)	84.93		10:39:03.605

P3 44 A Rod BIRLEY		Ford Escort WRC								
IDEAL LAP TIME : 1:43.668		BEST LAP TIME : 1:44.009			DIFFERENCE : 0.341					
LAP	SECTOR 1	SECTOR 2	SECTOR 3	LAP TIME	MPH	DIFF	TIME OF DAY			
1 -	OUTLAP	82.1	52.822	71.6	27.662	118.5	2:03.909	70.69	19.900	10:19:20.730
2 -	36.575	88.5	1:03.063	52.8	40.875	76.9	2:20.513 (2)	62.34	36.504	10:21:41.243
3 -	44.765	64.5	1:07.706	62.8	35.285	65.0	2:27.756 (3)	59.28	43.747	10:24:08.999
4 -	42.514	77.9	1:22.938	36.0	IN PIT		11:16.069 P	12.95	9:32.060	10:35:25.068
5 -	OUTLAP	93.9	46.889	82.5	24.713	130.8	1:50.160	79.51	6.151	10:37:15.228
6 -	32.464	94.5	46.491	71.3	25.054	136.1	1:44.009 (1)	84.22		10:38:59.237

P4 28 A Malcolm WISE		Ford Escort Cosworth								
IDEAL LAP TIME : 1:44.778		BEST LAP TIME : 1:44.778			DIFFERENCE : 0.000					
LAP	SECTOR 1	SECTOR 2	SECTOR 3	LAP TIME	MPH	DIFF	TIME OF DAY			
1 -	OUTLAP	87.3	1:03.694	75.1	27.729	121.5	2:13.339	65.69	28.561	10:19:59.849
2 -	45.045	41.8	1:38.871	32.2	1:02.291	40.0	3:26.207 (3)	42.48	1:41.429	10:23:26.056
3 -	51.759	59.9	1:32.097	34.1	IN PIT		11:23.547 P	12.81	9:38.769	10:34:49.603
4 -	OUTLAP	89.4	51.901	75.3	26.931	126.8	1:58.502	73.92	13.724	10:36:48.105
5 -	34.186	98.2	48.799	83.9	25.626	130.5	1:48.611 (2)	80.65	3.833	10:38:36.716
6 -	32.476	102.1	47.667	85.3	24.635	131.3	1:44.778 (1)	83.60		10:40:21.494

P5 13 C Laurie GRANT		BMW E36 M3								
IDEAL LAP TIME : 1:45.309		BEST LAP TIME : 1:45.746			DIFFERENCE : 0.437					
LAP	SECTOR 1	SECTOR 2	SECTOR 3	LAP TIME	MPH	DIFF	TIME OF DAY			
1 -	OUTLAP	74.2	1:01.874	64.7	28.991	74.8	2:10.409	67.17	24.663	10:20:14.190
2 -	43.004	63.0	1:34.464	37.0	1:01.420	34.8	3:18.888 (3)	44.04	1:33.142	10:23:33.078
3 -	53.975	74.8	1:31.954	32.3	IN PIT		11:27.123 P	12.74	9:41.377	10:35:00.201
4 -	OUTLAP	81.9	49.425	69.4	26.145	118.3	1:53.281	77.32	7.535	10:36:53.482
5 -	33.113	90.9	47.400	72.9	25.233	120.6	1:45.746 (1)	82.83		10:38:39.228
6 -	32.676	92.5	47.654	71.7	25.983	117.9	1:46.313 (2)	82.39	0.567	10:40:25.541

P6 2 C Jamie LIPTROTT		BMW E36 M3								
IDEAL LAP TIME : 1:46.348		BEST LAP TIME : 1:46.348			DIFFERENCE : 0.000					
LAP	SECTOR 1	SECTOR 2	SECTOR 3	LAP TIME	MPH	DIFF	TIME OF DAY			
1 -	OUTLAP	71.6	1:02.385	60.2	29.185	75.7	2:15.421	64.68	29.073	10:20:12.772
2 -	43.177	60.6	1:34.783	35.9	1:01.427	36.7	3:19.387 (2)	43.93	1:33.039	10:23:32.159
3 -	53.734	76.5	1:32.000	32.9	IN PIT		11:26.331 P	12.76	9:39.983	10:34:58.490
4 -	OUTLAP	84.0	50.834	64.9	29.833	118.5	1:59.776	73.13	13.428	10:36:58.266
5 -	33.081	90.3	47.564	73.7	25.703	118.5	1:46.348 (1)	82.36		10:38:44.614

Weather / Track : Cloudy / Dry

Brands Hatch GP

Circuit Length = 2.4332 miles

Start: 10:17 Flag 10:38 End: 10:41

MN Saloons & Cannon's Tin Tops

QUALIFYING - RACE 8 - SECTOR ANALYSIS

SECTOR 1 = FL to I1, SECTOR 2 = I1 to I2, SECTOR 3 = I2 to FL, DIFF = Difference To Personal Best Lap

P7 27 B		Pantelis CHRISTOFOROU					Ford Escort			
IDEAL LAP TIME : 1:46.548		BEST LAP TIME : 1:46.548					DIFFERENCE : 0.000			
LAP	SECTOR 1	SECTOR 2		SECTOR 3		LAP TIME	MPH	DIFF	TIME OF DAY	
1 -	OUTLAP	68.0	58.793	60.5	29.320	107.7	2:14.853	64.95	28.305	10:19:48.701
2 -	44.426	44.3	1:46.681	36.4	1:01.208	40.8	3:32.315 (3)	41.25	1:45.767	10:23:21.016
3 -	53.136	52.9	1:30.536	34.2	IN PIT		11:25.469 P	12.77	9:38.921	10:34:46.485
4 -	OUTLAP	77.0	52.625	65.7	27.149	116.9	2:00.787	72.52	14.239	10:36:47.272
5 -	35.909	91.1	48.656	71.0	25.241	127.0	1:49.806 (2)	79.77	3.258	10:38:37.078
6 -	33.690	94.7	48.054	72.8	24.804	124.5	1:46.548 (1)	82.21		10:40:23.626

P8 97 D		Andy WOODS-DEAN					Honda Civic Type R			
IDEAL LAP TIME : 1:46.806		BEST LAP TIME : 1:46.824					DIFFERENCE : 0.018			
LAP	SECTOR 1	SECTOR 2		SECTOR 3		LAP TIME	MPH	DIFF	TIME OF DAY	
1 -	OUTLAP	81.1	1:05.108	71.3	29.092	99.2	2:16.917	63.97	30.093	10:20:00.602
2 -	45.135	43.4	1:39.389	30.9	1:02.090	42.0	3:26.614 (3)	42.39	1:39.790	10:23:27.216
3 -	52.346	57.8	1:32.494	34.8	IN PIT		11:23.448 P	12.81	9:36.624	10:34:50.664
4 -	OUTLAP	87.9	52.253	75.6	27.179	117.9	1:58.784	73.74	11.960	10:36:49.448
5 -	34.643	94.6	48.125	75.1	25.708	119.6	1:48.476 (2)	80.75	1.652	10:38:37.924
6 -	33.380	93.3	47.718	76.6	25.726	117.9	1:46.824 (1)	82.00		10:40:24.748

P9 54 A		Andy BANHAM					Subaru Impreza			
IDEAL LAP TIME : 1:48.375		BEST LAP TIME : 1:48.375					DIFFERENCE : 0.000			
LAP	SECTOR 1	SECTOR 2		SECTOR 3		LAP TIME	MPH	DIFF	TIME OF DAY	
1 -	OUTLAP	75.1	58.548	61.7	29.083	106.5	2:12.044	66.34	23.669	10:19:48.984
2 -	45.381	45.1	1:46.633	38.9	1:01.066	45.7	3:33.080 (3)	41.11	1:44.705	10:23:22.064
3 -	53.015	51.4	1:31.471	37.7	IN PIT		11:25.073 P	12.78	9:36.698	10:34:47.137
4 -	OUTLAP	80.7	52.838	74.5	26.859	115.7	2:00.333	72.79	11.958	10:36:47.470
5 -	34.600	96.6	48.203	80.3	25.572	122.6	1:48.375 (1)	80.82		10:38:35.845
6 -	39.482	77.8	49.497	77.9	25.770	106.3	1:54.749 (2)	76.33	6.374	10:40:30.594

P10 45 A		Martyn SCOTT					BMW E30			
IDEAL LAP TIME : 1:48.439		BEST LAP TIME : 1:48.439					DIFFERENCE : 0.000			
LAP	SECTOR 1	SECTOR 2		SECTOR 3		LAP TIME	MPH	DIFF	TIME OF DAY	
1 -	OUTLAP	78.3	58.076	69.6	28.745	48.8	2:12.279	66.22	23.840	10:20:17.484
2 -	44.061	66.4	1:33.299	34.8	1:00.935	40.5	3:18.295 (2)	44.17	1:29.856	10:23:35.779
3 -	54.159	75.4	1:32.208	31.7	IN PIT		11:27.932 P	12.73	9:39.493	10:35:03.711
4 -	OUTLAP	83.2	52.461	71.8	26.632	119.4	2:00.657	72.60	12.218	10:37:04.368
5 -	34.254	87.8	48.265	79.7	25.920	116.9	1:48.439 (1)	80.78		10:38:52.807

P11 89 A		Mike CHITTENDEN					BMW M3			
IDEAL LAP TIME : 1:48.544		BEST LAP TIME : 1:48.701					DIFFERENCE : 0.157			
LAP	SECTOR 1	SECTOR 2		SECTOR 3		LAP TIME	MPH	DIFF	TIME OF DAY	
1 -	OUTLAP	76.5	53.823	67.9	29.104	100.9	2:07.102	68.91	18.401	10:19:21.479
2 -	36.473	87.8	1:03.394	50.3	41.106	74.8	2:20.973 (2)	62.13	32.272	10:21:42.452
3 -	45.424	54.1	1:06.722	65.2	35.396	63.9	2:27.542 (3)	59.37	38.841	10:24:09.994
4 -	42.698	70.3	1:23.172	35.0	IN PIT		11:16.147 P	12.95	9:27.446	10:35:26.141
5 -	OUTLAP	83.5	50.194	73.1	25.956	115.9	1:55.937	75.55	7.236	10:37:22.078
6 -	34.269	90.3	48.319	83.2	26.113	118.1	1:48.701 (1)	80.58		10:39:10.779

P12 4 C		James JJ ROSS					Renault Clio 4			
IDEAL LAP TIME : 1:48.835		BEST LAP TIME : 1:48.835					DIFFERENCE : 0.000			
LAP	SECTOR 1	SECTOR 2		SECTOR 3		LAP TIME	MPH	DIFF	TIME OF DAY	
1 -	OUTLAP	81.2	56.614	68.3	31.878	108.9	2:12.510	66.10	23.675	10:19:34.323
2 -	35.443	89.1	1:06.781	52.5	31.391	76.8	2:13.615 (2)	65.56	24.780	10:21:47.938
3 -	44.497	50.0	1:09.746	59.8	31.648	97.6	2:25.891 (3)	60.04	37.056	10:24:13.829
4 -	41.626	59.8	1:22.668	36.1	IN PIT		11:17.232 P	12.93	9:28.397	10:35:31.061
5 -	OUTLAP	84.3	51.560	74.0	28.577	110.0	2:00.508	72.69	11.673	10:37:31.569

Weather / Track : Cloudy / Dry

Brands Hatch GP

Circuit Length = 2.4332 miles

Start: 10:17 Flag 10:38 End: 10:41

MN Saloons & Cannon's Tin Tops

QUALIFYING - RACE 8 - SECTOR ANALYSIS

SECTOR 1 = FL to I1, SECTOR 2 = I1 to I2, SECTOR 3 = I2 to FL, DIFF = Difference To Personal Best Lap

6 - 33.394 91.6 49.603 78.9 25.838 107.3 1:48.835 (1) 80.48 10:39:20.404

P13 22 A		Marcus BICKNELL					Ford Mustang Mach 1				
IDEAL LAP TIME : 1:48.634		BEST LAP TIME : 1:48.880					DIFFERENCE : 0.246				
LAP	SECTOR 1	SECTOR 2		SECTOR 3		LAP TIME	MPH	DIFF	TIME OF DAY		
1 -	OUTLAP	61.2	56.790	64.9	28.609	103.7	2:12.157	66.28	23.277	10:19:43.296	
2 -	47.323	42.5	1:46.988	37.2	1:01.530	37.5	3:35.841 (3)	40.58	1:46.961	10:23:19.137	
3 -	52.903	50.9	1:30.339	38.3	IN PIT		11:24.662 P	12.79	9:35.782	10:34:43.799	
4 -	OUTLAP	86.2	50.786	71.0	26.278	122.0	1:57.434	74.59	8.554	10:36:41.233	
5 -	34.382	89.4	48.910	75.8	25.588	117.1	1:48.880 (1)	80.45		10:38:30.113	
6 -	35.623	91.1	48.687	72.9	25.565	114.3	1:49.875 (2)	79.72	0.995	10:40:19.988	

P14 24 T2		Steve CASSAR					Honda Civic Type R				
IDEAL LAP TIME : 1:49.392		BEST LAP TIME : 1:49.392					DIFFERENCE : 0.000				
LAP	SECTOR 1	SECTOR 2		SECTOR 3		LAP TIME	MPH	DIFF	TIME OF DAY		
1 -	OUTLAP	81.8	1:02.992	66.7	27.449	113.5	2:15.833	64.48	26.441	10:19:56.312	
2 -	47.101	43.7	1:39.365	33.5	1:02.119	40.9	3:28.585 (3)	41.99	1:39.193	10:23:24.897	
3 -	52.064	59.9	1:31.790	36.4	IN PIT		11:23.676 P	12.81	9:34.284	10:34:48.573	
4 -	OUTLAP	81.7	53.054	73.3	27.240	113.9	2:00.384	72.76	10.992	10:36:48.957	
5 -	34.995	87.8	49.499	73.1	26.500	113.9	1:50.994 (2)	78.92	1.602	10:38:39.951	
6 -	34.614	91.1	48.515	71.3	26.263	113.9	1:49.392 (1)	80.07		10:40:29.343	

P15 38 E		Andy PIPE					Ford Escort MK1				
IDEAL LAP TIME : 1:49.904		BEST LAP TIME : 1:49.904					DIFFERENCE : 0.000				
LAP	SECTOR 1	SECTOR 2		SECTOR 3		LAP TIME	MPH	DIFF	TIME OF DAY		
1 -	OUTLAP	73.9	57.988	68.4	29.158	109.1	2:10.828	66.95	20.924	10:19:37.657	
2 -	38.237	75.1	1:06.192	58.8	32.257	88.4	2:16.686 (2)	64.08	26.782	10:21:54.343	
3 -	41.277	53.6	1:09.518	57.3	33.005	98.8	2:23.800 (3)	60.91	33.896	10:24:18.143	
4 -	39.966	65.9	1:22.900	34.8	IN PIT		11:15.749 P	12.96	9:25.845	10:35:33.892	
5 -	OUTLAP	74.4	53.275	74.6	26.897	112.7	2:02.429	71.55	12.525	10:37:36.321	
6 -	34.453	89.7	49.172	79.5	26.279	113.7	1:49.904 (1)	79.70		10:39:26.225	

P16 15 B		Graham CROWHURST					BMW E46 M3				
IDEAL LAP TIME : 1:50.237		BEST LAP TIME : 1:50.237					DIFFERENCE : 0.000				
LAP	SECTOR 1	SECTOR 2		SECTOR 3		LAP TIME	MPH	DIFF	TIME OF DAY		
1 -	OUTLAP	67.2	1:03.410	67.3	29.544	74.0	2:16.689	64.08	26.452	10:20:15.547	
2 -	43.952	60.8	1:33.092	36.0	1:01.495	36.9	3:18.539 (2)	44.12	1:28.302	10:23:34.086	
3 -	54.054	71.6	1:31.926	31.3	IN PIT		11:27.212 P	12.74	9:36.975	10:35:01.298	
4 -	OUTLAP	78.2	54.319	71.0	27.237	118.7	2:01.925	71.84	11.688	10:37:03.223	
5 -	34.573	93.0	48.814	74.8	26.850	118.7	1:50.237 (1)	79.46		10:38:53.460	

P17 34 A		Steve DANN					VW Golf				
IDEAL LAP TIME : 1:50.341		BEST LAP TIME : 1:50.341					DIFFERENCE : 0.000				
LAP	SECTOR 1	SECTOR 2		SECTOR 3		LAP TIME	MPH	DIFF	TIME OF DAY		
1 -	OUTLAP	66.3	56.783	63.3	30.264	113.3	2:12.116	66.30	21.775	10:19:35.271	
2 -	36.569	75.5	1:06.599	55.4	31.215	92.1	2:14.383 (2)	65.18	24.042	10:21:49.654	
3 -	44.099	50.2	1:10.474	55.7	31.684	101.2	2:26.257 (3)	59.89	35.916	10:24:15.911	
4 -	40.494	55.4	1:23.347	36.2	IN PIT		11:16.869 P	12.94	9:26.528	10:35:32.780	
5 -	OUTLAP	74.3	55.959	63.0	27.440	111.4	2:06.353	69.32	16.012	10:37:39.133	
6 -	34.891	84.4	49.230	72.2	26.220	112.0	1:50.341 (1)	79.38		10:39:29.474	

P18 11 C		Mark CRIPPS					BMW E36 M3				
IDEAL LAP TIME : 1:50.742		BEST LAP TIME : 1:50.797					DIFFERENCE : 0.055				
LAP	SECTOR 1	SECTOR 2		SECTOR 3		LAP TIME	MPH	DIFF	TIME OF DAY		
1 -	OUTLAP	61.6	1:07.489	63.1	36.618	67.6	2:29.622	58.54	38.825	10:20:36.784	
2 -	43.452	59.1	1:20.338	55.3	1:00.659	40.2	3:04.449 (2)	47.49	1:13.652	10:23:41.233	
3 -	54.575	71.3	1:32.979	34.4	IN PIT		11:31.078 P	12.67	9:40.281	10:35:12.311	
4 -	OUTLAP	73.9	51.603	76.3	26.013	118.1	1:58.878	73.68	8.081	10:37:11.189	

Weather / Track : Cloudy / Dry

Brands Hatch GP

Circuit Length = 2.4332 miles

Start: 10:17 Flag 10:38 End: 10:41

MN Saloons & Cannon's Tin Tops

QUALIFYING - RACE 8 - SECTOR ANALYSIS

SECTOR 1 = FL to I1, SECTOR 2 = I1 to I2, SECTOR 3 = I2 to FL, DIFF = Difference To Personal Best Lap

5 - 34.048 90.6 50.681 76.0 26.068 121.1 1:50.797 (1) 79.06 10:39:01.986

P19 32 A Adam MEW		Ford Escort									
IDEAL LAP TIME : 1:51.223		BEST LAP TIME : 1:51.223					DIFFERENCE : 0.000				
LAP	SECTOR 1	SECTOR 2		SECTOR 3		LAP TIME	MPH	DIFF	TIME OF DAY		
1 -	OUTLAP	69.1	1:04.263	65.1	29.898	77.3	2:18.285	63.34	27.062	10:20:10.995	
2 -	42.587	69.3	1:33.965	39.3	1:02.236	38.9	3:18.788 (2)	44.06	1:27.565	10:23:29.783	
3 -	52.031	60.8	1:32.665	32.2	IN PIT		11:25.365 P	12.78	9:34.142	10:34:55.148	
4 -	OUTLAP	81.2	51.062	69.1	26.493	112.5	1:58.082	74.18	6.859	10:36:53.230	
5 -	35.696	89.9	49.536	72.9	25.991	113.3	1:51.223 (1)	78.75		10:38:44.453	

P20 17 B Tony SKELTON		Renault Clio									
IDEAL LAP TIME : 1:52.657		BEST LAP TIME : 1:52.657					DIFFERENCE : 0.000				
LAP	SECTOR 1	SECTOR 2		SECTOR 3		LAP TIME	MPH	DIFF	TIME OF DAY		
1 -	OUTLAP	71.4	59.164	66.1	27.342	79.5	2:08.267	68.29	15.610	10:20:18.974	
2 -	44.093	65.1	1:33.453	47.4	1:01.320	39.1	3:18.866 (2)	44.04	1:26.209	10:23:37.840	
3 -	54.062	80.4	1:32.980	35.3	IN PIT		11:31.121 P	12.67	9:38.464	10:35:08.961	
4 -	OUTLAP	88.5	53.564	67.8	25.785	127.0	1:58.823	73.72	6.166	10:37:07.784	
5 -	35.071	91.6	52.649	76.7	24.937	128.0	1:52.657 (1)	77.75		10:39:00.441	

P21 199 T1 Rober HOSIER		Seat Leon									
IDEAL LAP TIME : 1:55.270		BEST LAP TIME : 1:55.270					DIFFERENCE : 0.000				
LAP	SECTOR 1	SECTOR 2		SECTOR 3		LAP TIME	MPH	DIFF	TIME OF DAY		
1 -	OUTLAP	81.0	1:04.219	66.0	29.773	70.4	2:16.784	64.04	21.514	10:20:11.967	
2 -	43.038	68.0	1:35.024	32.2	1:00.935	36.3	3:18.997 (2)	44.01	1:23.727	10:23:30.964	
3 -	53.775	80.0	1:32.200	33.7	IN PIT		11:26.275 P	12.76	9:31.005	10:34:57.239	
4 -	OUTLAP	78.2	55.851	68.8	27.298	109.4	2:07.296	68.81	12.026	10:37:04.535	
5 -	36.458	87.2	51.854	71.7	26.958	110.3	1:55.270 (1)	75.99		10:38:59.805	

P22 5 T2 Vic HOPE		Honda Civic Type R									
IDEAL LAP TIME : 1:56.130		BEST LAP TIME : 1:56.130					DIFFERENCE : 0.000				
LAP	SECTOR 1	SECTOR 2		SECTOR 3		LAP TIME	MPH	DIFF	TIME OF DAY		
1 -	OUTLAP	72.2	1:02.453	66.0	32.223	50.6	2:17.229	63.83	21.099	10:20:17.137	
2 -	43.462	70.6	1:33.029	33.1	1:01.397	37.7	3:17.888 (2)	44.26	1:21.758	10:23:35.025	
3 -	53.782	68.9	1:32.272	31.5	IN PIT		11:27.152 P	12.74	9:31.022	10:35:02.177	
4 -	OUTLAP	78.4	54.765	65.0	28.422	110.1	2:03.932	70.68	7.802	10:37:06.109	
5 -	35.810	88.0	52.004	74.8	28.316	109.1	1:56.130 (1)	75.43		10:39:02.239	

P23 6 T2 James ALFORD		Renault Clio 172 Cup									
IDEAL LAP TIME :		BEST LAP TIME : 1:56.270					DIFFERENCE :				
LAP	SECTOR 1	SECTOR 2		SECTOR 3		LAP TIME	MPH	DIFF	TIME OF DAY		
1 -							3:04.611 (2)	47.45	1:08.341	10:23:42.026	
2 -					IN PIT		11:30.285 P	12.69	9:34.015	10:35:12.311	
3 -	OUTLAP						2:04.137	70.56	7.867	10:37:16.448	
4 -							1:56.270 (1)	75.34		10:39:12.718	

P24 37 T1 Ken ANGELL		BMW 328i									
IDEAL LAP TIME : 1:55.808		BEST LAP TIME : 1:56.584					DIFFERENCE : 0.776				
LAP	SECTOR 1	SECTOR 2		SECTOR 3		LAP TIME	MPH	DIFF	TIME OF DAY		
1 -	OUTLAP	82.9	54.097	71.6	27.775	109.2	2:02.353	71.59	5.769	10:19:14.082	
2 -	35.695	83.7	1:06.736	48.3	39.020	68.0	2:21.451 (2)	61.92	24.867	10:21:35.533	
3 -	47.167	59.3	1:07.280	60.1	34.037	78.1	2:28.484 (3)	58.99	31.900	10:24:04.017	
4 -	39.699	75.9	1:27.375	33.3	IN PIT		11:10.598 P	13.06	9:14.014	10:35:14.615	
5 -	OUTLAP	78.3	52.792	84.0	28.399	108.9	2:01.212	72.26	4.628	10:37:15.827	
6 -	36.435	87.2	52.338	74.4	27.811	109.2	1:56.584 (1)	75.13		10:39:12.411	

Weather / Track : Cloudy / Dry

Brands Hatch GP

Circuit Length = 2.4332 miles

Start: 10:17 Flag 10:38 End: 10:41

MN Saloons & Cannon's Tin Tops

QUALIFYING - RACE 8 - SECTOR ANALYSIS

SECTOR 1 = FL to I1, SECTOR 2 = I1 to I2, SECTOR 3 = I2 to FL, DIFF = Difference To Personal Best Lap

P25 52 T2 Daniel FISHER		Honda Civic Type R								
IDEAL LAP TIME : 1:57.045		BEST LAP TIME : 1:57.045			DIFFERENCE : 0.000					
LAP	SECTOR 1	SECTOR 2		SECTOR 3		LAP TIME	MPH	DIFF	TIME OF DAY	
1 -	OUTLAP	74.6	1:02.809	59.7	30.736	105.5	2:21.039	62.10	23.994	10:19:41.019
2 -	40.360	61.9	1:07.901	60.8	35.426	83.1	2:23.687 (2)	60.96	26.642	10:22:04.706
3 -	46.348	53.8	1:03.732	54.3	41.877	76.7	2:31.957 (3)	57.64	34.912	10:24:36.663
4 -	45.057	37.8	1:23.539	43.9	IN PIT		11:00.516 P	13.26	9:03.471	10:35:37.179
5 -	OUTLAP	70.3	55.420	64.8	28.416	108.2	2:05.522	69.78	8.477	10:37:42.701
6 -	36.611	79.5	52.858	69.0	27.576	110.5	1:57.045 (1)	74.84		10:39:39.746

P26 77 T3 Chris BICKNELL		Citroen Saxo								
IDEAL LAP TIME : 2:02.220		BEST LAP TIME : 2:02.220			DIFFERENCE : 0.000					
LAP	SECTOR 1	SECTOR 2		SECTOR 3		LAP TIME	MPH	DIFF	TIME OF DAY	
1 -	OUTLAP	63.2	59.080	63.7	29.318	91.9	2:14.948	64.91	12.728	10:19:47.239
2 -	44.687	44.7	1:46.658	35.7	1:01.545	39.8	3:32.890 (2)	41.14	1:30.670	10:23:20.129
3 -	53.071	50.9	1:30.283	37.5	IN PIT		11:24.625 P	12.79	9:22.405	10:34:44.754
4 -	OUTLAP	73.9	58.557	70.1	30.399	90.5	2:10.654	67.04	8.434	10:36:55.408
5 -	37.707	74.7	55.334	72.5	29.179	93.4	2:02.220 (1)	71.67		10:38:57.628

P27 51 A Alex SIDWELL		Holden Commodore								
IDEAL LAP TIME : 1:52.877		BEST LAP TIME : 2:14.992			DIFFERENCE : 22.115					
LAP	SECTOR 1	SECTOR 2		SECTOR 3		LAP TIME	MPH	DIFF	TIME OF DAY	
1 -	OUTLAP	77.1	54.961	66.3	28.800	115.7	2:06.454	69.27		10:19:31.768
2 -	36.050	81.1	1:06.583	59.2	32.359	75.5	2:14.992 (1)	64.89		10:21:46.760
3 -	43.995	51.1	1:09.056	58.7	32.601	90.3	2:25.652 (2)	60.14	10.660	10:24:12.412
4 -	41.189	68.4	1:23.259	35.5	IN PIT		11:16.948 P	12.94	9:01.956	10:35:29.360
5 -	OUTLAP	86.9	51.825	75.8	26.591	110.5	1:59.124	73.53		10:37:28.484

P28 98 C Dave CHARLTON		Seat Leon								
IDEAL LAP TIME : 2:01.835		BEST LAP TIME : 2:16.646			DIFFERENCE : 14.811					
LAP	SECTOR 1	SECTOR 2		SECTOR 3		LAP TIME	MPH	DIFF	TIME OF DAY	
1 -	OUTLAP	75.8	57.736	65.4	27.874	113.9	2:11.394	66.66		10:19:29.501
2 -	36.225	80.6	1:07.760	58.3	32.661	75.5	2:16.646 (1)	64.10		10:21:46.147

P29 26 TP Alan BRECK		VW Golf MK2								
IDEAL LAP TIME : 2:12.822		BEST LAP TIME : 2:24.151			DIFFERENCE : 11.329					
LAP	SECTOR 1	SECTOR 2		SECTOR 3		LAP TIME	MPH	DIFF	TIME OF DAY	
1 -	OUTLAP	67.5	1:03.096	60.2	34.451	93.4	2:23.376	61.09		10:19:36.458
2 -	41.553	72.0	1:08.290	55.4	34.308	89.7	2:24.151 (1)	60.76		10:22:00.609
3 -	43.296	68.6	1:08.595	55.2	IN PIT		3:00.144 P	48.62	35.993	10:25:00.753
4 -	OUTLAP	49.5	1:17.992	49.5	IN PIT		10:37.772 P	13.73	8:13.621	10:35:38.525
5 -	OUTLAP	75.0	59.390	66.6	31.879	87.1	2:12.691	66.01		10:37:51.216

P30 33 A Paul NEVILL		Ford Escort RS Cosworth								
IDEAL LAP TIME : 2:16.970		BEST LAP TIME : 3:11.290			DIFFERENCE : 54.320					
LAP	SECTOR 1	SECTOR 2		SECTOR 3		LAP TIME	MPH	DIFF	TIME OF DAY	
1 -	OUTLAP	65.5	1:06.129	62.6	30.355	92.9	2:53.381	50.52		10:20:28.393
2 -	40.486	76.4	1:30.121	51.8	1:00.683	39.3	3:11.290 (1)	45.79		10:23:39.683
3 -	55.005	77.2	1:32.734	36.1	IN PIT		11:30.912 P	12.67	8:19.622	10:35:10.595

Weather / Track : Cloudy / Dry

Brands Hatch GP
Circuit Length = 2.4332 miles
Start: 10:17 Flag 10:38 End: 10:41

MN Saloons & Cannon's Tin Tops

QUALIFYING - RACE 8 - BEST SECTORS

SECTOR 1			SECTOR 2			SECTOR 3			IDEAL / BEST COMPARISON						
POS	NO	NAME	TIME	NO	NAME	TIME	NO	NAME	TIME	POS	NO	NAME	IDEAL	BEST	DIFF
													PERFECT LAP	1:41.619	
1	44	BIRLEY	32.464	18	THOMSON	45.542	25	COWAN	23.613	1	25	COWAN	1:42.472	1:42.498	0.026
2	28	WISE	32.476	25	COWAN	45.913	18	THOMSON	24.068	2	18	THOMSON	1:43.138	1:43.138	0.000
3	13	GRANT	32.676	44	BIRLEY	46.491	28	WISE	24.635	3	44	BIRLEY	1:43.668	1:44.009	0.341
4	25	COWAN	32.946	13	GRANT	47.400	44	BIRLEY	24.713	4	28	WISE	1:44.778	1:44.778	0.000
5	2	LIPTROTT	33.081	2	LIPTROTT	47.564	27	CHRISTOFOROU	24.804	5	13	GRANT	1:45.309	1:45.746	0.437
6	97	WOODS-DEAN	33.380	28	WISE	47.667	17	SKELTON	24.937	6	2	LIPTROTT	1:46.348	1:46.348	0.000
7	4	ROSS	33.394	97	WOODS-DEAN	47.718	13	GRANT	25.233	7	27	CHRISTOFOROU	1:46.548	1:46.548	0.000
8	18	THOMSON	33.528	27	CHRISTOFOROU	48.054	22	BICKNELL	25.565	8	97	WOODS-DEAN	1:46.806	1:46.824	0.018
9	27	CHRISTOFOROU	33.690	54	BANHAM	48.203	54	BANHAM	25.572	9	54	BANHAM	1:48.375	1:48.375	0.000
10	11	CRIPPS	34.048	45	SCOTT	48.265	2	LIPTROTT	25.703	10	45	SCOTT	1:48.439	1:48.439	0.000
11	45	SCOTT	34.254	89	CHITTENDEN	48.319	97	WOODS-DEAN	25.708	11	89	CHITTENDEN	1:48.544	1:48.701	0.157
12	89	CHITTENDEN	34.269	24	CASSAR	48.515	4	ROSS	25.838	12	22	BICKNELL	1:48.634	1:48.880	0.246
13	22	BICKNELL	34.382	22	BICKNELL	48.687	45	SCOTT	25.920	13	4	ROSS	1:48.835	1:48.835	0.000
14	38	PIPE	34.453	15	CROWHURST	48.814	89	CHITTENDEN	25.956	14	24	CASSAR	1:49.392	1:49.392	0.000
15	51	SIDWELL	34.570	38	PIPE	49.172	32	MEW	25.991	15	38	PIPE	1:49.904	1:49.904	0.000
16	15	CROWHURST	34.573	34	DANN	49.230	11	CRIPPS	26.013	16	15	CROWHURST	1:50.237	1:50.237	0.000
17	54	BANHAM	34.600	32	MEW	49.536	34	DANN	26.220	17	34	DANN	1:50.341	1:50.341	0.000
18	24	CASSAR	34.614	4	ROSS	49.603	24	CASSAR	26.263	18	11	CRIPPS	1:50.742	1:50.797	0.055
19	34	DANN	34.891	11	CRIPPS	50.681	38	PIPE	26.279	19	32	MEW	1:51.223	1:51.223	0.000
20	17	SKELTON	35.071	51	SIDWELL	51.716	51	SIDWELL	26.591	20	17	SKELTON	1:52.657	1:52.657	0.000
21	37	ANGELL	35.695	199	HOSIER	51.854	15	CROWHURST	26.850	21	51	SIDWELL	1:52.877	2:14.992	22.115
22	32	MEW	35.696	5	HOPE	52.004	199	HOSIER	26.958	22	199	HOSIER	1:55.270	1:55.270	0.000
23	5	HOPE	35.810	37	ANGELL	52.338	52	FISHER	27.576	23	37	ANGELL	1:55.808	1:56.584	0.776
24	98	CHARLTON	36.225	17	SKELTON	52.649	37	ANGELL	27.775	24	5	HOPE	1:56.130	1:56.130	0.000
25	199	HOSIER	36.458	52	FISHER	52.858	98	CHARLTON	27.874	25	52	FISHER	1:57.045	1:57.045	0.000
26	52	FISHER	36.611	77	BICKNELL	55.334	5	HOPE	28.316	26	98	CHARLTON	2:01.835	2:16.646	14.811
27	77	BICKNELL	37.707	98	CHARLTON	57.736	77	BICKNELL	29.179	27	77	BICKNELL	2:02.220	2:02.220	0.000
28	33	NEVILL	40.486	26	BRECK	59.390	33	NEVILL	30.355	28	26	BRECK	2:12.822	2:24.151	11.329
29	26	BRECK	41.553	33	NEVILL	1:06.129	26	BRECK	31.879	29	33	NEVILL	2:16.970	3:11.290	54.320
30										30	6	ALFORD		1:56.270	
31															

Weather / Track : Cloudy / Dry

Brands Hatch GP

Circuit Length = 2.4332 miles

Start: 10:17 Flag 10:38 End: 10:41

Results can be found at www.tsl-timing.com

Printed - 10:52 Sunday, 17 April 2016

MN Saloons & Cannon's Tin Tops

QUALIFYING - RACE 8 - BEST SPEEDS

POS	INTERMEDIATE 1			INTERMEDIATE 2			FINISH LINE		
	NO	NAME	MPH	NO	NAME	MPH	NO	NAME	MPH
1	28	WISE	102.1	28	WISE	85.3	44	BIRLEY	136.1
2	54	BANHAM	96.6	37	ANGELL	84.0	25	COWAN	135.0
3	18	THOMSON	95.0	89	CHITTENDEN	83.2	28	WISE	131.3
4	27	CHRISTOFOROU	94.7	44	BIRLEY	82.5	17	SKELTON	128.0
5	97	WOODS-DEAN	94.6	54	BANHAM	80.3	27	CHRISTOFOROU	127.0
6	44	BIRLEY	94.5	45	SCOTT	79.7	18	THOMSON	124.0
7	15	CROWHURST	93.0	38	PIPE	79.5	54	BANHAM	122.6
8	13	GRANT	92.5	4	ROSS	78.9	22	BICKNELL	122.0
9	25	COWAN	92.4	25	COWAN	78.5	11	CRIPPS	121.1
10	4	ROSS	91.6	17	SKELTON	76.7	13	GRANT	120.6
11	17	SKELTON	91.6	97	WOODS-DEAN	76.6	97	WOODS-DEAN	119.6
12	22	BICKNELL	91.1	11	CRIPPS	76.3	45	SCOTT	119.4
13	24	CASSAR	91.1	18	THOMSON	76.3	15	CROWHURST	118.7
14	11	CRIPPS	90.6	22	BICKNELL	75.8	2	LIPTROTT	118.5
15	89	CHITTENDEN	90.3	51	SIDWELL	75.8	89	CHITTENDEN	118.1
16	2	LIPTROTT	90.3	15	CROWHURST	74.8	51	SIDWELL	115.7
17	32	MEW	89.9	5	HOPE	74.8	98	CHARLTON	113.9
18	38	PIPE	89.7	2	LIPTROTT	73.7	24	CASSAR	113.9
19	5	HOPE	88.0	24	CASSAR	73.3	38	PIPE	113.7
20	45	SCOTT	87.8	32	MEW	72.9	32	MEW	113.3
21	37	ANGELL	87.2	13	GRANT	72.9	34	DANN	113.3
22	199	HOSIER	87.2	27	CHRISTOFOROU	72.8	52	FISHER	110.5
23	51	SIDWELL	86.9	77	BICKNELL	72.5	199	HOSIER	110.3
24	34	DANN	84.4	34	DANN	72.2	5	HOPE	110.1
25	33	NEVILL	80.8	199	HOSIER	71.7	4	ROSS	110.0
26	98	CHARLTON	80.6	52	FISHER	69.0	37	ANGELL	109.2
27	52	FISHER	79.5	26	BRECK	66.6	77	BICKNELL	93.4
28	7	MACKENZIE	76.2	98	CHARLTON	65.4	26	BRECK	93.4
29	26	BRECK	75.0	33	NEVILL	62.6	33	NEVILL	92.9
30	77	BICKNELL	74.7						
31									

Weather / Track : Cloudy / Dry

Results can be found at www.tsl-timing.com

Brands Hatch GP

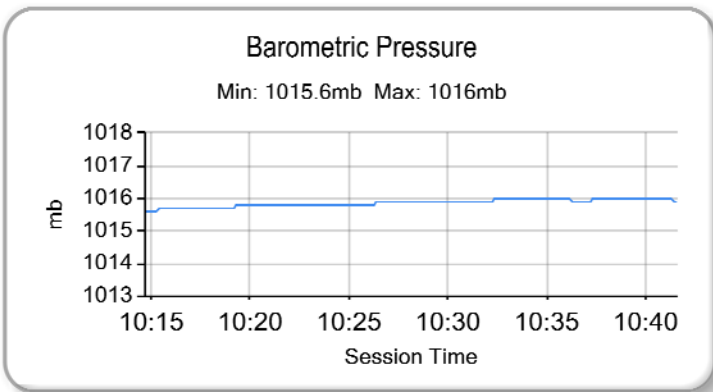
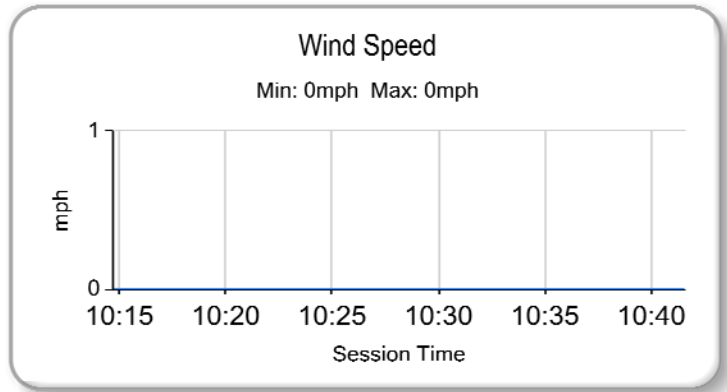
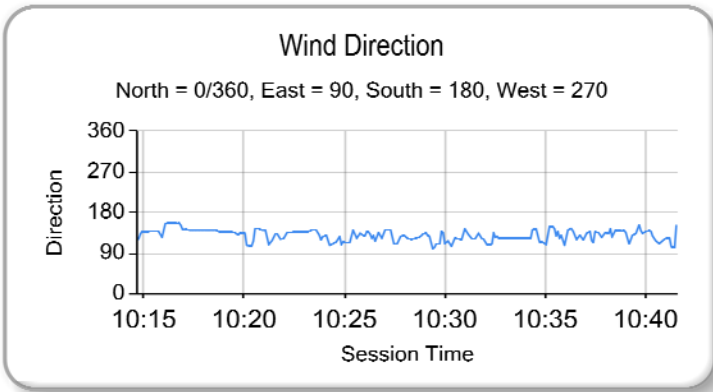
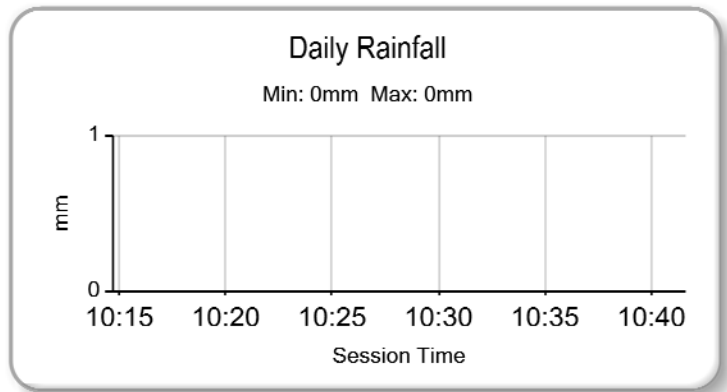
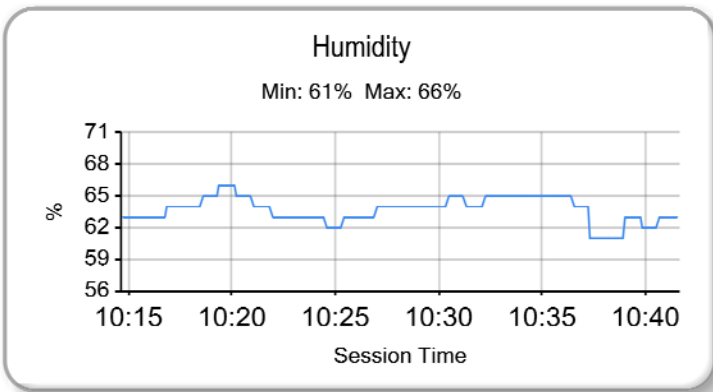
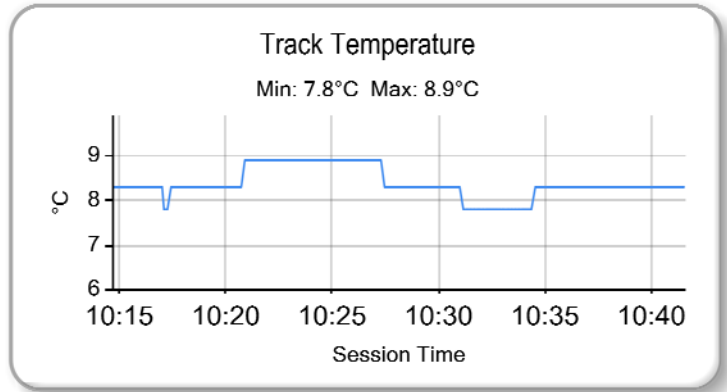
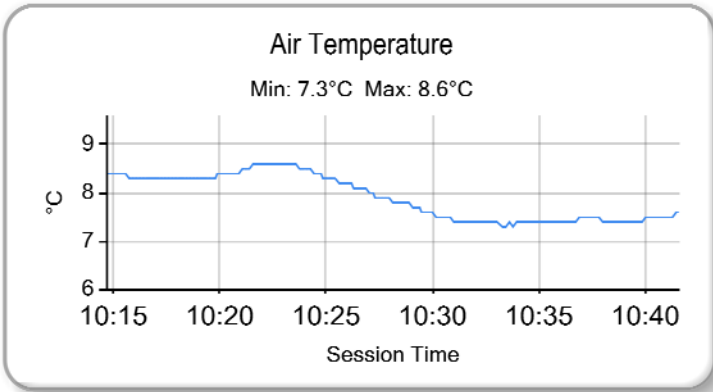
Circuit Length = 2.4332 miles

Start: 10:17 Flag 10:38 End: 10:41

Printed - 10:52 Sunday, 17 April 2016

MN Saloons & Cannon's Tin Tops

QUALIFYING - RACE 8 - WEATHER CONDITIONS



Weather / Track : Cloudy / Dry


Results can be found at www.tsl-timing.com

Brands Hatch GP
Circuit Length = 2.4332 miles
Start: 10:17 Flag 10:38 End: 10:41

Printed - 10:59 Sunday, 17 April 2016

MN Saloons & Cannon's Tin Tops

RACE 8 - GRID (15 minutes)

ROW 17	33	2:02.220 77 Chris BICKNELL	34	2:24.151 26 Alan BRECK
ROW 16	31	1:56.584 37 Ken ANGELL	32	1:57.045 52 Daniel FISHER
ROW 15	29	1:56.130 5 Vic HOPE	30	1:56.270 6 James ALFORD
ROW 14	27	1:49.392 24 Steve CASSAR	28	1:55.270 199 Rober HOSIER
ROW 13				
ROW 12	23	7 Andrew MACKENZIE		
ROW 11	21	2:16.646 98 Dave CHARLTON	22	3:11.290 33 Paul NEVILL
ROW 10	19	1:52.657 17 Tony SKELTON	20	2:14.992 51 Alex SIDWELL
ROW 9	17	1:50.797 11 Mark CRIPPS	18	1:51.223 32 Adam MEW
ROW 8	15	1:50.237 15 Graham CROWHURST	16	1:50.341 34 Steve DANN
ROW 7	13	1:48.880 22 Marcus BICKNELL	14	1:49.904 38 Andy PIPE
ROW 6	11	1:48.701 89 Mike CHITTENDEN	12	1:48.835 4 James JJ ROSS
ROW 5	9	1:48.375 54 Andy BANHAM	10	1:48.439 45 Martyn SCOTT
ROW 4	7	1:46.548 27 Pantelis CHRISTOFOROU	8	1:46.824 97 Andy WOODS-DEAN
ROW 3	5	1:45.746 13 Laurie GRANT	6	1:46.348 2 Jamie LIPTROTT
ROW 2	3	1:44.009 44 Rod BIRLEY	4	1:44.778 28 Malcolm WISE
ROW 1	1	1:42.498 25 Dan COWAN	2	1:43.138 18 Gavin THOMSON
Pole				
				

Brands Hatch GP
Circuit Length = 2.4332 miles

These results are provisional until the conclusion of any judicial and technical matters.

Clerk Of Course :		Timekeeper :	
-------------------	--	--------------	--

MN Saloons & Cannon's Tin Tops

RACE 8 - CLASSIFICATION - AMENDED

POS	NO	CL	PIC NAME	ENTRY	LAPS	TIME	GAP	DIFF	MPH	BEST	ON
1	44	A	1 Rod BIRLEY	Ford Escort WRC	8	13:30.827			86.42	1:39.554	4
2	28	A	2 Malcolm WISE	Ford Escort Cosworth	8	13:42.542	11.715	11.715	85.19	1:40.916	8
3	18	A	3 Gavin THOMSON	Seat Leon Supercup	8	13:43.563	12.736	1.021	85.09	1:40.187	6
4	25	A	4 Dan COWAN	Ford RS500	8	13:57.268	26.441	13.705	83.69	1:39.427	7
5	17	B	1 Tony SKELTON	Renault Clio	8	14:11.782	40.955	14.514	82.27	1:44.288	5
6	27	B	2 Pantelis CHRISTOFOROU	Ford Escort	8	14:14.847	44.020	3.065	81.97	1:44.352	8
7	97	D	1 Andy WOODS-DEAN	Honda Civic Type R	8	14:16.245	45.418	1.398	81.84	1:44.583	8
8	54	A	5 Andy BANHAM	Subaru Impreza	8	14:16.664	45.837	0.419	81.80	1:44.257	7
9	89	A	6 Mike CHITTENDEN	BMW M3	8	14:17.200	46.373	0.536	81.75	1:43.111	8
10	4	C	1 James JJ ROSS	Renault Clio 4	8	14:17.900	47.073	0.700	81.68	1:44.251	5
11	11	C	2 Mark CRIPPS	BMW E36 M3	8	14:18.276	47.449	0.376	81.65	1:43.024	8
12	15	B	3 Graham CROWHURST	BMW E46 M3	8	14:20.108	49.281	1.832	81.47	1:43.020	8
13	45	A	7 Martyn SCOTT	BMW E30	8	14:28.470	57.643	8.362	80.69	1:45.126	8
14	38	E	1 Andy PIPE	Ford Escort MK1	8	14:33.335	1:02.508	4.865	80.24	1:45.407	5
15	22	A	8 Marcus BICKNELL	Ford Mustang Mach 1	8	14:40.061	1:09.234	6.726	79.62	1:47.813	3
16	32	A	9 Adam MEW	Ford Escort	8	14:40.206	1:09.379	0.145	79.61	1:44.965	8
17	34	A	10 Steve DANN	VW Golf	8	14:40.733	1:09.906	0.527	79.56	1:44.265	8
18	24	T2	1 Steve CASSAR	Honda Civic Type R	8	14:47.736	1:16.909	7.003	78.94	1:48.383	6
19	199	T1	1 Rober HOSIER	Seat Leon	8	15:03.713	1:32.886	15.977	77.54	1:50.067	8
20	5	T2	2 Vic HOPE	Honda Civic Type R	8	15:04.224	1:33.397	0.511	77.50	1:49.253	8
21	52	T2	3 Daniel FISHER	Honda Civic Type R	8	15:04.485	1:33.658	0.261	77.47	1:49.237	8
22	37	T1	2 Ken ANGELL	BMW 328i	8	15:16.983	1:46.156	12.498	76.42	1:51.672	6
23	6*	T2	4 James ALFORD	Renault Clio 172 Cup	8	15:23.056	1:52.229	6.073	75.92	1:52.297	4
24	13	C	3 Laurie GRANT	BMW E36 M3	7	14:47.069	1 Lap	1 Lap	69.12	1:43.336	6
25	26	TP	1 Alan BRECK	VW Golf MK2	7	15:26.660	1 Lap	39.591	66.17	2:08.519	6

NOT CLASSIFIED

DNF	2	C	Jamie LIPTROTT	BMW E36 M3	4	7:06.694	4 Laps	3 Laps	82.11	1:43.471	4
DNF	33	A	Paul NEVILL	Ford Escort RS Cosworth	1	2:00.740	7 Laps	3 Laps	72.55	2:00.740	1
DNF	51	A	Alex SIDWELL	Holden Commodore	0						

FASTEST LAP

25	A	Dan COWAN	Ford RS500	7	1:39.427	88.10 mph	141.78 kph
15	B	Graham CROWHURST	BMW E46 M3	8	1:43.020	85.03 mph	136.84 kph
11	C	Mark CRIPPS	BMW E36 M3	8	1:43.024	85.02 mph	136.83 kph
97	D	Andy WOODS-DEAN	Honda Civic Type R	8	1:44.583	83.75 mph	134.79 kph
38	E	Andy PIPE	Ford Escort MK1	5	1:45.407	83.10 mph	133.74 kph
24	T2	Steve CASSAR	Honda Civic Type R	6	1:48.383	80.82 mph	130.07 kph
199	T1	Rober HOSIER	Seat Leon	8	1:50.067	79.58 mph	128.08 kph
26	TP	Alan BRECK	VW Golf MK2	6	2:08.519	68.15 mph	109.69 kph

Car 6 - Transponder not working

Weather / Track : Cloudy / Dry

These results are provisional until the conclusion of any judicial and technical matters.

Brands Hatch GP

Circuit Length = 2.4332 miles

Start: 12:57 Flag 13:10 End: 13:12

Clerk Of Course :	Timekeeper :
-------------------	--------------

MN Saloons & Cannon's Tin Tops

RACE 8 - SECTOR ANALYSIS

SECTOR 1 = FL to I1, SECTOR 2 = I1 to I2, SECTOR 3 = I2 to FL, DIFF = Difference To Personal Best Lap

P1 44 A Rod BIRLEY		Ford Escort WRC								
IDEAL LAP TIME : 1:39.545		BEST LAP TIME : 1:39.554			DIFFERENCE : 0.009					
LAP	SECTOR 1	SECTOR 2	SECTOR 3	LAP TIME	MPH	DIFF	TIME OF DAY			
1 -		92.9	44.622	79.7	23.897	132.8	1:44.889	83.51	5.335	12:58:57.174
2 -	32.056	96.5	44.529	78.9	24.116	132.1	1:40.701	86.98	1.147	13:00:37.875
3 -	31.703	93.4	44.270	79.2	23.726	132.6	1:39.699 (3)	87.86	0.145	13:02:17.574
4 -	31.696	98.2	44.158	78.5	23.700	132.8	1:39.554 (1)	87.99		13:03:57.128
5 -	31.718	98.3	44.257	76.5	23.691	132.6	1:39.666 (2)	87.89	0.112	13:05:36.794
6 -	32.092	93.8	44.892	76.6	24.050	129.3	1:41.034	86.70	1.480	13:07:17.828
7 -	32.333	94.7	44.579	78.3	24.283	128.5	1:41.195	86.56	1.641	13:08:59.023
8 -	32.447	95.1	45.294	78.6	26.348	103.0	1:44.089	84.15	4.535	13:10:43.112

P2 28 A Malcolm WISE		Ford Escort Cosworth								
IDEAL LAP TIME : 1:40.592		BEST LAP TIME : 1:40.916			DIFFERENCE : 0.324					
LAP	SECTOR 1	SECTOR 2	SECTOR 3	LAP TIME	MPH	DIFF	TIME OF DAY			
1 -		89.4	46.617	83.3	24.757	134.4	1:50.400	79.34	9.484	12:59:02.685
2 -	32.157	102.1	47.226	82.6	24.282	133.4	1:43.665	84.50	2.749	13:00:46.350
3 -	31.985	104.0	46.264	85.0	24.036	133.4	1:42.285	85.64	1.369	13:02:28.635
4 -	31.730	102.9	46.120	83.7	23.966	133.9	1:41.816	86.03	0.900	13:04:10.451
5 -	31.405	100.7	46.069	86.0	23.573	131.5	1:41.047 (2)	86.69	0.131	13:05:51.498
6 -	31.654	102.9	45.880	85.5	23.570	134.4	1:41.104 (3)	86.64	0.188	13:07:32.602
7 -	31.623	103.2	46.379	85.3	23.307	131.8	1:41.309	86.46	0.393	13:09:13.911
8 -	31.441	104.5	45.902	83.9	23.573	124.9	1:40.916 (1)	86.80		13:10:54.827

P3 18 C Gavin THOMSON		Peugeot 205 GTi								
IDEAL LAP TIME : 1:39.898		BEST LAP TIME : 1:40.187			DIFFERENCE : 0.289					
LAP	SECTOR 1	SECTOR 2	SECTOR 3	LAP TIME	MPH	DIFF	TIME OF DAY			
1 -		91.8	46.491		27.202	117.3	1:52.449	77.90	12.262	12:59:04.734
2 -	33.719	98.3	45.869	80.7	24.486	121.5	1:44.074	84.16	3.887	13:00:48.808
3 -	32.494	97.9	45.389	81.4	24.205	121.7	1:42.088	85.80	1.901	13:02:30.896
4 -	32.706	96.9	44.790	81.8	23.930	121.7	1:41.426	86.36	1.239	13:04:12.322
5 -	32.230	98.8	45.218	84.5	24.066	122.2	1:41.514	86.29	1.327	13:05:53.836
6 -	31.978	99.1	44.428	80.9	23.781	122.4	1:40.187 (1)	87.43		13:07:34.023
7 -	31.689	100.7	45.424	81.5	23.883	121.5	1:40.996 (3)	86.73	0.809	13:09:15.019
8 -	31.710	99.7	44.886	81.2	24.233	121.5	1:40.829 (2)	86.87	0.642	13:10:55.848

P4 25 A Dan COWAN		Ford RS500								
IDEAL LAP TIME : 1:39.251		BEST LAP TIME : 1:39.427			DIFFERENCE : 0.176					
LAP	SECTOR 1	SECTOR 2	SECTOR 3	LAP TIME	MPH	DIFF	TIME OF DAY			
1 -		94.9	49.130	75.5	24.569	117.7	2:06.404	69.30	26.977	12:59:18.689
2 -	33.442	89.1	47.501	75.3	23.986	129.5	1:44.929	83.48	5.502	13:01:03.618
3 -	32.081	100.9	45.858	75.4	23.762	124.2	1:41.701	86.13	2.274	13:02:45.319
4 -	32.193	95.0	46.263	72.3	23.652	133.6	1:42.108	85.78	2.681	13:04:27.427
5 -	32.731	100.7	45.313	78.3	23.446	124.5	1:41.490	86.31	2.063	13:06:08.917
6 -	32.270	95.3	45.273	72.7	23.217	132.1	1:40.760 (3)	86.93	1.333	13:07:49.677
7 -	31.736	96.8	44.298	79.3	23.393	133.1	1:39.427 (1)	88.10		13:09:29.104
8 -	31.804	95.5	45.010	74.0	23.635	125.2	1:40.449 (2)	87.20	1.022	13:11:09.553

P5 17 B Tony SKELTON		Renault Clio								
IDEAL LAP TIME : 1:43.211		BEST LAP TIME : 1:44.288			DIFFERENCE : 1.077					
LAP	SECTOR 1	SECTOR 2	SECTOR 3	LAP TIME	MPH	DIFF	TIME OF DAY			
1 -		91.0	49.561	77.3	24.583	124.7	1:56.910	74.92	12.622	12:59:09.195
2 -	33.693	100.0	48.395	81.5	24.290	130.0	1:46.378	82.34	2.090	13:00:55.573
3 -	32.696	93.8	47.045	82.3	24.728	127.0	1:44.469 (3)	83.85	0.181	13:02:40.042
4 -	32.690	98.1	47.463	76.4	24.184	127.5	1:44.337 (2)	83.95	0.049	13:04:24.379
5 -	32.290	100.1	46.991	76.0	25.007	126.3	1:44.288 (1)	83.99		13:06:08.667
6 -	32.226	98.5	47.514	74.7	24.858	127.0	1:44.598	83.74	0.310	13:07:53.265
7 -	33.970	99.2	46.801	76.5	24.610	125.6	1:45.381	83.12	1.093	13:09:38.646
8 -	32.276	101.5	48.569	73.2	24.576	119.1	1:45.421	83.09	1.133	13:11:24.067

Brands Hatch GP

Circuit Length = 2.4332 miles

Start: 12:57 Flag 13:10 End: 13:12

Weather / Track : Cloudy / Dry

MN Saloons & Cannon's Tin Tops

RACE 8 - SECTOR ANALYSIS

SECTOR 1 = FL to I1, SECTOR 2 = I1 to I2, SECTOR 3 = I2 to FL, DIFF = Difference To Personal Best Lap

P6 27 B		Pantelis CHRISTOFOROU					Ford Escort			
IDEAL LAP TIME : 1:44.116		BEST LAP TIME : 1:44.352					DIFFERENCE : 0.236			
LAP	SECTOR 1	SECTOR 2		SECTOR 3		LAP TIME	MPH	DIFF	TIME OF DAY	
1 -		84.7	49.089	71.6	25.069	124.9	1:55.445	75.87	11.093	12:59:07.730
2 -	33.938	96.9	47.657	72.0	24.923	124.5	1:46.518	82.23	2.166	13:00:54.248
3 -	33.964	92.4	48.229	73.4	24.885	125.2	1:47.078	81.80	2.726	13:02:41.326
4 -	33.113	96.8	47.900	71.3	24.984	124.7	1:45.997	82.64	1.645	13:04:27.323
5 -	33.798	93.8	46.954	73.9	24.545	124.7	1:45.297 (3)	83.19	0.945	13:06:12.620
6 -	33.286	96.1	47.590	71.3	24.706	125.2	1:45.582	82.96	1.230	13:07:58.202
7 -	32.926	97.3	47.113	71.7	24.539	124.2	1:44.578 (2)	83.76	0.226	13:09:42.780
8 -	32.972	95.3	46.651	74.4	24.729	113.7	1:44.352 (1)	83.94		13:11:27.132

P7 97 D		Andy WOODS-DEAN					Honda Civic Type R			
IDEAL LAP TIME : 1:44.446		BEST LAP TIME : 1:44.583					DIFFERENCE : 0.137			
LAP	SECTOR 1	SECTOR 2		SECTOR 3		LAP TIME	MPH	DIFF	TIME OF DAY	
1 -		93.0	50.194	77.6	26.504	115.9	1:56.372	75.27	11.789	12:59:08.657
2 -	33.544	96.1	48.156	81.6	25.574	115.9	1:47.274	81.65	2.691	13:00:55.931
3 -	33.509	95.7	47.613	76.6	25.738	117.1	1:46.860	81.97	2.277	13:02:42.791
4 -	33.064	96.5	47.400	79.0	25.803	117.7	1:46.267	82.43	1.684	13:04:29.058
5 -	32.669	97.1	46.781	79.0	25.571	116.5	1:45.021 (3)	83.41	0.438	13:06:14.079
6 -	32.992	96.6	46.794	77.9	25.466	116.1	1:45.252	83.22	0.669	13:07:59.331
7 -	32.757	95.8	46.604	77.0	25.255	117.9	1:44.616 (2)	83.73	0.033	13:09:43.947
8 -	32.769	96.6	46.641	82.8	25.173	117.3	1:44.583 (1)	83.75		13:11:28.530

P8 54 A		Andy BANHAM					Subaru Impreza			
IDEAL LAP TIME : 1:43.901		BEST LAP TIME : 1:44.257					DIFFERENCE : 0.356			
LAP	SECTOR 1	SECTOR 2		SECTOR 3		LAP TIME	MPH	DIFF	TIME OF DAY	
1 -		83.7	50.519	78.6	26.048	123.1	1:58.958	73.63	14.701	12:59:11.243
2 -	33.513	92.9	48.744	81.3	25.413	120.4	1:47.670	81.35	3.413	13:00:58.913
3 -	33.977	96.6	47.946	79.4	25.221	124.2	1:47.144	81.75	2.887	13:02:46.057
4 -	33.382	95.7	47.048	86.1	25.207	123.8	1:45.637	82.92	1.380	13:04:31.694
5 -	32.905	95.4	46.520	82.3	24.909	124.7	1:44.334 (3)	83.95	0.077	13:06:16.028
6 -	33.249	94.7	46.445	85.1	24.664	123.1	1:44.358	83.94	0.101	13:08:00.386
7 -	32.820	97.8	46.432	82.8	25.005	122.4	1:44.257 (1)	84.02		13:09:44.643
8 -	32.966	98.6	46.417	83.7	24.923	115.3	1:44.306 (2)	83.98	0.049	13:11:28.949

P9 89 A		Mike CHITTENDEN					BMW M3			
IDEAL LAP TIME : 1:42.586		BEST LAP TIME : 1:43.111					DIFFERENCE : 0.525			
LAP	SECTOR 1	SECTOR 2		SECTOR 3		LAP TIME	MPH	DIFF	TIME OF DAY	
1 -		86.7	49.621	78.9	26.473	119.6	1:59.511	73.29	16.400	12:59:11.796
2 -	33.913	92.6	48.072	78.9	25.565	120.4	1:47.550	81.44	4.439	13:00:59.346
3 -	34.215	90.5	48.391	74.8	25.133	119.6	1:47.739	81.30	4.628	13:02:47.085
4 -	33.437	88.1	47.793	79.4	25.306	120.2	1:46.536	82.22	3.425	13:04:33.621
5 -	32.611	93.3	45.746	83.0	24.870	117.7	1:43.227 (2)	84.85	0.116	13:06:16.848
6 -	33.173	89.5	47.447	77.3	24.582	116.1	1:45.202	83.26	2.091	13:08:02.050
7 -	33.520	87.1	46.299	78.0	24.505	118.5	1:44.324 (3)	83.96	1.213	13:09:46.374
8 -	32.335	93.5	46.001	80.5	24.775	114.1	1:43.111 (1)	84.95		13:11:29.485

P10 4 C		James JJ ROSS					Renault Clio 4			
IDEAL LAP TIME : 1:44.021		BEST LAP TIME : 1:44.251					DIFFERENCE : 0.230			
LAP	SECTOR 1	SECTOR 2		SECTOR 3		LAP TIME	MPH	DIFF	TIME OF DAY	
1 -		88.4	49.828	73.1	26.000	113.1	1:56.630	75.10	12.379	12:59:08.915
2 -	34.068	92.1	48.807	80.0	25.241	113.5	1:48.116	81.02	3.865	13:00:57.031
3 -	32.905	94.2	47.457	77.9	25.690	112.9	1:46.052	82.59	1.801	13:02:43.083
4 -	33.341	93.8	47.736	76.0	25.949	113.7	1:47.026	81.84	2.775	13:04:30.109
5 -	32.810	94.1	46.340	82.1	25.101	114.5	1:44.251 (1)	84.02		13:06:14.360
6 -	33.859	94.1	46.255	84.0	25.153	115.3	1:45.267 (3)	83.21	1.016	13:07:59.627
7 -	33.196	94.2	47.583	82.1	25.210	114.5	1:45.989	82.64	1.738	13:09:45.616

Weather / Track : Cloudy / Dry

Brands Hatch GP

Circuit Length = 2.4332 miles

Start: 12:57 Flag 13:10 End: 13:12

MN Saloons & Cannon's Tin Tops

RACE 8 - SECTOR ANALYSIS

SECTOR 1 = FL to I1, SECTOR 2 = I1 to I2, SECTOR 3 = I2 to FL, DIFF = Difference To Personal Best Lap

8 - **32.665** **94.5** 46.795 81.3 25.109 113.9 1:44.569 (2) 83.77 0.318 13:11:30.185

P11 11 C		Mark CRIPPS		BMW E36 M3						
IDEAL LAP TIME : 1:42.655		BEST LAP TIME : 1:43.024		DIFFERENCE : 0.369						
LAP	SECTOR 1	SECTOR 2	SECTOR 3	LAP TIME	MPH	DIFF	TIME OF DAY			
1 -		82.9	50.839	78.5	26.131	121.7	1:59.629	73.22	16.605	12:59:11.914
2 -	34.290	92.5	49.734	82.6	24.750	121.1	1:48.774	80.53	5.750	13:01:00.688
3 -	33.052	93.2	48.910	82.4	24.951	122.2	1:46.913	81.93	3.889	13:02:47.601
4 -	33.782	94.5	47.383	82.8	25.121	123.1	1:46.286	82.41	3.262	13:04:33.887
5 -	33.338	96.0	46.822	79.1	24.727	121.5	1:44.887 (3)	83.51	1.863	13:06:18.774
6 -	32.945	91.5	46.474	81.1	24.295	122.9	1:43.714 (2)	84.46	0.690	13:08:02.488
7 -	33.314	92.8	47.233	81.7	24.502	122.4	1:45.049	83.38	2.025	13:09:47.537
8 -	32.403	96.6	45.957	84.0	24.664	120.4	1:43.024 (1)	85.02		13:11:30.561

P12 15 B		Graham CROWHURST		BMW E46 M3						
IDEAL LAP TIME : 1:42.986		BEST LAP TIME : 1:43.020		DIFFERENCE : 0.034						
LAP	SECTOR 1	SECTOR 2	SECTOR 3	LAP TIME	MPH	DIFF	TIME OF DAY			
1 -		72.4	51.797	75.0	26.421	120.2	2:04.812	70.18	21.792	12:59:17.097
2 -	34.391	93.4	49.403	75.8	25.199	122.4	1:48.993	80.37	5.973	13:01:06.090
3 -	33.304	91.9	47.493	74.7	25.266	122.9	1:46.063	82.59	3.043	13:02:52.153
4 -	33.722	94.5	47.026	81.2	24.851	123.3	1:45.599	82.95	2.579	13:04:37.752
5 -	32.565	98.1	46.536	76.5	24.689	123.8	1:43.790 (2)	84.39	0.770	13:06:21.542
6 -	32.681	95.3	46.481	80.0	24.843	123.5	1:44.005	84.22	0.985	13:08:05.547
7 -	32.969	97.9	46.306	82.5	24.551	123.3	1:43.826 (3)	84.37	0.806	13:09:49.373
8 -	32.599	96.5	45.965	82.0	24.456	121.1	1:43.020 (1)	85.03		13:11:32.393

P13 45 A		Martyn SCOTT		BMW E30						
IDEAL LAP TIME : 1:44.838		BEST LAP TIME : 1:45.126		DIFFERENCE : 0.288						
LAP	SECTOR 1	SECTOR 2	SECTOR 3	LAP TIME	MPH	DIFF	TIME OF DAY			
1 -		76.4	52.129	76.8	26.319	120.0	2:03.342	71.02	18.216	12:59:15.627
2 -	34.243	87.6	48.973	76.2	25.969	120.2	1:49.185	80.22	4.059	13:01:04.812
3 -	34.118	82.6	47.780	71.9	25.154	120.0	1:47.052	81.82	1.926	13:02:51.864
4 -	33.816	87.2	47.898	77.7	24.985	120.2	1:46.699	82.09	1.573	13:04:38.563
5 -	33.393	88.5	47.917	76.3	24.791	121.1	1:46.101	82.56	0.975	13:06:24.664
6 -	33.531	88.5	47.210	77.3	24.741	120.4	1:45.482 (2)	83.04	0.356	13:08:10.146
7 -	33.740	91.6	46.790	77.3	24.953	119.1	1:45.483 (3)	83.04	0.357	13:09:55.629
8 -	33.561	91.8	46.704	77.0	24.861	116.5	1:45.126 (1)	83.32		13:11:40.755

P14 38 E		Andy PIPE		Ford Escort MK1						
IDEAL LAP TIME : 1:44.919		BEST LAP TIME : 1:45.407		DIFFERENCE : 0.488						
LAP	SECTOR 1	SECTOR 2	SECTOR 3	LAP TIME	MPH	DIFF	TIME OF DAY			
1 -		82.2	49.849	73.8	25.866	116.7	1:57.664	74.44	12.257	12:59:09.949
2 -	34.328	92.8	48.564	73.5	25.356	116.3	1:48.248	80.92	2.841	13:00:58.197
3 -	33.390	91.9	47.665	83.0	24.823	115.3	1:45.878 (3)	82.73	0.471	13:02:44.075
4 -	32.977	92.5	48.028	80.0	25.239	115.9	1:46.244	82.45	0.837	13:04:30.319
5 -	33.025	95.1	47.119	82.9	25.263	114.7	1:45.407 (1)	83.10		13:06:15.726
6 -	33.240	93.5	47.396	81.7	25.046	116.1	1:45.682 (2)	82.88	0.275	13:08:01.408
7 -	33.999	87.4	50.947	75.3	26.995	108.2	1:51.941	78.25	6.534	13:09:53.349
8 -	34.387	89.0	50.624	74.0	27.260	105.8	1:52.271	78.02	6.864	13:11:45.620

P15 22 A		Marcus BICKNELL		Ford Mustang Mach 1						
IDEAL LAP TIME : 1:47.491		BEST LAP TIME : 1:47.813		DIFFERENCE : 0.322						
LAP	SECTOR 1	SECTOR 2	SECTOR 3	LAP TIME	MPH	DIFF	TIME OF DAY			
1 -		81.0	49.580	72.3	26.137	113.1	1:57.247	74.71	9.434	12:59:09.532
2 -	34.273	95.7	48.502	74.9	25.311	112.4	1:48.086 (3)	81.04	0.273	13:00:57.618
3 -	34.273	92.9	48.377	74.4	25.163	115.1	1:47.813 (1)	81.25		13:02:45.431
4 -	34.571	90.5	48.055	76.6	25.305	118.3	1:47.931 (2)	81.16	0.118	13:04:33.362
5 -	34.458	87.4	48.184	71.9	25.474	114.3	1:48.116	81.02	0.303	13:06:21.478
6 -	34.324	90.8	48.686	72.5	25.558	114.5	1:48.568	80.68	0.755	13:08:10.046

Brands Hatch GP

Circuit Length = 2.4332 miles

Start: 12:57 Flag 13:10 End: 13:12

Weather / Track : Cloudy / Dry

MN Saloons & Cannon's Tin Tops

RACE 8 - SECTOR ANALYSIS

SECTOR 1 = FL to I1, SECTOR 2 = I1 to I2, SECTOR 3 = I2 to FL, DIFF = Difference To Personal Best Lap

7 -	34.849	92.5	49.594	74.6	25.940	107.3	1:50.383	79.35	2.570	13:10:00.429
8 -	34.979	91.1	49.697	71.6	27.241	92.4	1:51.917	78.27	4.104	13:11:52.346

P16 32 A Adam MEW		Ford Escort								
IDEAL LAP TIME : 1:44.965		BEST LAP TIME : 1:44.965			DIFFERENCE : 0.000					
LAP	SECTOR 1	SECTOR 2	SECTOR 3	LAP TIME	MPH	DIFF	TIME OF DAY			
1 -		78.6	53.254	68.2	26.252	113.9	2:03.517	70.91	18.552	12:59:15.802
2 -	36.074	89.3	50.504	65.0	25.650	121.5	1:52.228	78.05	7.263	13:01:08.030
3 -	34.888	89.3	48.824	70.4	25.706	114.7	1:49.418	80.05	4.453	13:02:57.448
4 -	34.772	89.8	48.379	73.7	25.490	119.8	1:48.641	80.63	3.676	13:04:46.089
5 -	34.131	90.9	48.382	72.4	25.264	118.3	1:47.777	81.27	2.812	13:06:33.866
6 -	33.988	89.8	48.040	73.4	24.993	117.1	1:47.021 (3)	81.85	2.056	13:08:20.887
7 -	33.638	84.8	47.984	71.1	25.017	121.1	1:46.639 (2)	82.14	1.674	13:10:07.526
8 -	33.600	91.6	46.773	78.9	24.592	123.8	1:44.965 (1)	83.45		13:11:52.491

P17 34 A Steve DANN		VW Golf								
IDEAL LAP TIME : 1:44.265		BEST LAP TIME : 1:44.265			DIFFERENCE : 0.000					
LAP	SECTOR 1	SECTOR 2	SECTOR 3	LAP TIME	MPH	DIFF	TIME OF DAY			
1 -		82.6	52.593	71.8	26.376	115.5	2:02.408	71.56	18.143	12:59:14.693
2 -	34.426	87.4	53.839	61.9	26.250	113.9	1:54.515	76.49	10.250	13:01:09.208
3 -	34.527	87.1	49.376	70.2	25.861	119.6	1:49.764	79.80	5.499	13:02:58.972
4 -	34.105	87.1	48.834	71.8	25.763	119.8	1:48.702	80.58	4.437	13:04:47.674
5 -	33.668	91.8	48.260	72.4	25.360	110.7	1:47.288 (3)	81.64	3.023	13:06:34.962
6 -	34.015	90.5	47.899	72.1	25.776	122.6	1:47.690	81.34	3.425	13:08:22.652
7 -	33.375	92.6	47.739	75.4	24.987	122.0	1:46.101 (2)	82.56	1.836	13:10:08.753
8 -	32.943	95.1	46.658	77.2	24.664	104.5	1:44.265 (1)	84.01		13:11:53.018

P18 24 T2 Steve CASSAR		Honda Civic Type R								
IDEAL LAP TIME : 1:47.808		BEST LAP TIME : 1:48.383			DIFFERENCE : 0.575					
LAP	SECTOR 1	SECTOR 2	SECTOR 3	LAP TIME	MPH	DIFF	TIME OF DAY			
1 -		87.8	51.135	77.3	26.563	112.7	2:01.097	72.33	12.714	12:59:13.382
2 -	34.538	91.1	50.116	75.2	26.086	113.1	1:50.740	79.10	2.357	13:01:04.122
3 -	34.069	92.1	50.317	73.2	25.867	113.7	1:50.253	79.45	1.870	13:02:54.375
4 -	34.403	91.9	48.693	75.4	25.829	112.9	1:48.925 (3)	80.42	0.542	13:04:43.300
5 -	34.299	90.3	48.321	75.3	25.990	112.9	1:48.610 (2)	80.65	0.227	13:06:31.910
6 -	34.045	91.6	48.107	76.8	26.231	113.1	1:48.383 (1)	80.82		13:08:20.293
7 -	33.872	90.4	50.162	72.3	26.020	113.7	1:50.054	79.59	1.671	13:10:10.347
8 -	34.302	92.4	49.129	76.3	26.243	112.7	1:49.674	79.87	1.291	13:12:00.021

P19 199 T1 Rober HOSIER		Seat Leon								
IDEAL LAP TIME : 1:49.847		BEST LAP TIME : 1:50.067			DIFFERENCE : 0.220					
LAP	SECTOR 1	SECTOR 2	SECTOR 3	LAP TIME	MPH	DIFF	TIME OF DAY			
1 -		85.8	52.422	71.8	27.033	110.0	2:05.966	69.54	15.899	12:59:18.251
2 -	34.653	90.5	50.436	61.5	27.127	109.8	1:52.216	78.06	2.149	13:01:10.467
3 -	34.458	89.0	50.271	74.2	25.973	111.6	1:50.702 (2)	79.12	0.635	13:03:01.169
4 -	34.509	88.1	50.289	76.0	26.855	107.8	1:51.653	78.45	1.586	13:04:52.822
5 -	34.618	87.1	50.245	77.3	26.255	110.3	1:51.118	78.83	1.051	13:06:43.940
6 -	35.062	88.7	49.936	74.0	26.016	110.9	1:51.014	78.90	0.947	13:08:34.954
7 -	34.830	89.9	49.963	74.3	26.184	108.4	1:50.977 (3)	78.93	0.910	13:10:25.931
8 -	34.306	89.3	49.568	75.9	26.193	99.1	1:50.067 (1)	79.58		13:12:15.998

P20 5 T2 Vic HOPE		Honda Civic Type R								
IDEAL LAP TIME : 1:49.134		BEST LAP TIME : 1:49.253			DIFFERENCE : 0.119					
LAP	SECTOR 1	SECTOR 2	SECTOR 3	LAP TIME	MPH	DIFF	TIME OF DAY			
1 -		80.4	52.706	67.4	27.952	108.5	2:06.188	69.41	16.935	12:59:18.473
2 -	35.839	88.3	51.241	70.7	27.009	110.3	1:54.089	76.78	4.836	13:01:12.562
3 -	34.699	91.1	50.111	69.8	26.678	107.3	1:51.488	78.57	2.235	13:03:04.050
4 -	34.769	89.7	50.036	69.3	26.422	112.7	1:51.227	78.75	1.974	13:04:55.277
5 -	34.307	89.2	49.843	69.5	26.439	110.0	1:50.589 (3)	79.21	1.336	13:06:45.866

Brands Hatch GP

Circuit Length = 2.4332 miles

Start: 12:57 Flag 13:10 End: 13:12

Weather / Track : Cloudy / Dry

MN Saloons & Cannon's Tin Tops

RACE 8 - SECTOR ANALYSIS

SECTOR 1 = FL to I1, SECTOR 2 = I1 to I2, SECTOR 3 = I2 to FL, DIFF = Difference To Personal Best Lap

6 -	34.796	88.8	49.736	72.7	26.352	111.8	1:50.884	79.00	1.631	13:08:36.750
7 -	33.939	90.0	50.023	67.8	26.544	111.2	1:50.506 (2)	79.27	1.253	13:10:27.256
8 -	34.058	90.4	49.099	77.4	26.096	109.6	1:49.253 (1)	80.17		13:12:16.509

P21	52 T2	Daniel FISHER					Honda Civic Type R				
IDEAL LAP TIME : 1:49.010			BEST LAP TIME : 1:49.237			DIFFERENCE : 0.227					
LAP	SECTOR 1		SECTOR 2		SECTOR 3		LAP TIME	MPH	DIFF	TIME OF DAY	
1 -		80.8	51.758	73.9	27.156	110.9	2:08.246	68.30	19.009	12:59:20.531	
2 -	35.978	82.9	50.011	76.8	26.906	112.7	1:52.895	77.59	3.658	13:01:13.426	
3 -	35.045	86.0	49.394	74.7	26.312	113.1	1:50.751	79.09	1.514	13:03:04.177	
4 -	34.321	89.8	52.307	75.7	26.253	112.7	1:52.881	77.60	3.644	13:04:57.058	
5 -	34.615	85.3	49.513	75.9	26.418	111.6	1:50.546	79.24	1.309	13:06:47.604	
6 -	34.741	90.1	49.406	79.5	26.234	112.2	1:50.381 (3)	79.36	1.144	13:08:37.985	
7 -	33.991	89.2	49.276	71.5	26.281	112.9	1:49.548 (2)	79.96	0.311	13:10:27.533	
8 -	34.218	89.9	49.007	78.0	26.012	110.0	1:49.237 (1)	80.19		13:12:16.770	

P22	37 T1	Ken ANGELL					BMW 328i				
IDEAL LAP TIME : 1:51.491			BEST LAP TIME : 1:51.672			DIFFERENCE : 0.181					
LAP	SECTOR 1		SECTOR 2		SECTOR 3		LAP TIME	MPH	DIFF	TIME OF DAY	
1 -		86.5	51.921	74.0	27.979	110.0	2:08.091	68.38	16.419	12:59:20.376	
2 -	35.999	87.4	51.106	72.4	27.824	109.8	1:54.929	76.21	3.257	13:01:15.305	
3 -	35.009	87.9	50.330	79.0	27.332	110.0	1:52.671	77.74	0.999	13:03:07.976	
4 -	35.455	87.7	50.632	73.7	27.132	110.0	1:53.219	77.37	1.547	13:05:01.195	
5 -	34.871	88.5	50.072	79.2	27.021	109.8	1:51.964 (3)	78.23	0.292	13:06:53.159	
6 -	34.686	88.6	49.969	72.8	27.017	109.4	1:51.672 (1)	78.44		13:08:44.831	
7 -	35.011	81.8	50.449	72.0	27.255	109.1	1:52.715	77.71	1.043	13:10:37.546	
8 -	34.626	87.8	50.200	72.5	26.896	109.1	1:51.722 (2)	78.40	0.050	13:12:29.268	

P23	6 T2	James ALFORD					Renault Clio 172 Cup				
IDEAL LAP TIME :			BEST LAP TIME : 1:52.297			DIFFERENCE :					
LAP	SECTOR 1		SECTOR 2		SECTOR 3		LAP TIME	MPH	DIFF	TIME OF DAY	
1 -							2:06.760	69.10	14.463	12:59:19.045	
2 -							1:54.108	76.76	1.811	13:01:13.153	
3 -							1:52.643 (2)	77.76	0.346	13:03:05.796	
4 -							1:52.297 (1)	78.00		13:04:58.093	
5 -							1:52.681 (3)	77.74	0.384	13:06:50.774	
6 -							1:53.742	77.01	1.445	13:08:44.516	
7 -							1:56.722	75.04	4.425	13:10:41.238	
8 -							1:54.103	76.77	1.806	13:12:35.341	

P24	13 C	Laurie GRANT					BMW E36 M3				
IDEAL LAP TIME : 1:43.290			BEST LAP TIME : 1:43.336			DIFFERENCE : 0.046					
LAP	SECTOR 1		SECTOR 2		SECTOR 3		LAP TIME	MPH	DIFF	TIME OF DAY	
1 -		69.4	51.576	73.9	25.741	117.9	2:02.221	71.67	18.885	12:59:14.506	
2 -	33.366	96.0	48.442	78.6	24.833	119.4	1:46.641 (3)	82.14	3.305	13:01:01.147	
3 -	33.131	93.9	48.794	74.4	24.797	120.9	1:46.722	82.08	3.386	13:02:47.869	
4 -	34.223	92.1	48.801	78.7	IN PIT		3:56.219 P	37.08	2:12.883	13:06:44.088	
5 -	OUTLAP	90.8	47.098	79.7	24.717	119.6	1:47.432	81.53	4.096	13:08:31.520	
6 -	32.409	95.3	46.164	80.2	24.763	119.8	1:43.336 (1)	84.77		13:10:14.856	
7 -	32.671	95.7	46.676	77.2	25.151	116.3	1:44.498 (2)	83.82	1.162	13:11:59.354	

P25	26 TP	Alan BRECK					VW Golf MK2				
IDEAL LAP TIME : 2:07.372			BEST LAP TIME : 2:08.519			DIFFERENCE : 1.147					
LAP	SECTOR 1		SECTOR 2		SECTOR 3		LAP TIME	MPH	DIFF	TIME OF DAY	
1 -		74.3	1:01.582	63.7	31.395	94.2	2:27.256	59.48	18.737	12:59:39.541	
2 -	40.095	74.4	1:00.580	67.4	31.130	94.2	2:11.805	66.46	3.286	13:01:51.346	
3 -	39.749	75.7	59.634	68.1	30.595	96.1	2:09.978	67.39	1.459	13:04:01.324	
4 -	39.649	72.0	1:00.101	68.0	31.641	95.1	2:11.391	66.67	2.872	13:06:12.715	
5 -	39.846	76.4	58.418	64.5	30.876	95.5	2:09.140 (3)	67.83	0.621	13:08:21.855	

Brands Hatch GP

Circuit Length = 2.4332 miles

Start: 12:57 Flag 13:10 End: 13:12

Weather / Track : Cloudy / Dry

MN Saloons & Cannon's Tin Tops

RACE 8 - SECTOR ANALYSIS

SECTOR 1 = FL to I1, SECTOR 2 = I1 to I2, SECTOR 3 = I2 to FL, DIFF = Difference To Personal Best Lap

6 -	39.346	75.9	59.031	64.8	30.142	96.2	2:08.519 (1)	68.15		13:10:30.374
7 -	38.926	74.2	58.304	69.0	31.341	94.9	2:08.571 (2)	68.13	0.052	13:12:38.945

P26		2 C		Jamie LIPTROTT			BMW E36 M3			
IDEAL LAP TIME : 1:43.059		BEST LAP TIME : 1:43.471			DIFFERENCE : 0.412					
LAP	SECTOR 1	SECTOR 2		SECTOR 3		LAP TIME	MPH	DIFF	TIME OF DAY	
1 -		86.1	48.830	73.1	25.380	117.5	1:54.614	76.42	11.143	12:59:06.899
2 -	33.416	91.5	46.987	78.7	24.609	118.5	1:45.012 (3)	83.41	1.541	13:00:51.911
3 -	32.870	91.4	46.135	77.6	24.592	117.9	1:43.597 (2)	84.55	0.126	13:02:35.508
4 -	32.574	94.1	46.318	77.0	24.579	118.5	1:43.471 (1)	84.65		13:04:18.979

P27		33 A		Paul NEVILL			Ford Escort RS Cosworth			
IDEAL LAP TIME : 1:49.705		BEST LAP TIME : 2:00.740			DIFFERENCE : 11.035					
LAP	SECTOR 1	SECTOR 2		SECTOR 3		LAP TIME	MPH	DIFF	TIME OF DAY	
1 -		87.9	50.825	80.0	25.444	128.3	2:00.740 (1)	72.55		12:59:13.025

MN Saloons & Cannon's Tin Tops

RACE 8 - BEST SECTORS

SECTOR 1			SECTOR 2			SECTOR 3			IDEAL / BEST COMPARISON						
POS	NO	NAME	TIME	NO	NAME	TIME	NO	NAME	TIME	POS	NO	NAME	IDEAL	BEST	DIFF
													PERFECT LAP	1:38.780	
1	28	WISE	31.405	44	BIRLEY	44.158	25	COWAN	23.217	1	25	COWAN	1:39.251	1:39.427	0.176
2	18	THOMSON	31.689	25	COWAN	44.298	28	WISE	23.307	2	44	BIRLEY	1:39.545	1:39.554	0.009
3	44	BIRLEY	31.696	18	THOMSON	44.428	44	BIRLEY	23.691	3	18	THOMSON	1:39.898	1:40.187	0.289
4	25	COWAN	31.736	89	CHITTENDEN	45.746	18	THOMSON	23.781	4	28	WISE	1:40.592	1:40.916	0.324
5	17	SKELTON	32.226	28	WISE	45.880	17	SKELTON	24.184	5	89	CHITTENDEN	1:42.586	1:43.111	0.525
6	89	CHITTENDEN	32.335	11	CRIPPS	45.957	11	CRIPPS	24.295	6	11	CRIPPS	1:42.655	1:43.024	0.369
7	2	LIPTROTT	32.345	15	CROWHURST	45.965	15	CROWHURST	24.456	7	15	CROWHURST	1:42.986	1:43.020	0.034
8	11	CRIPPS	32.403	2	LIPTROTT	46.135	89	CHITTENDEN	24.505	8	2	LIPTROTT	1:43.059	1:43.471	0.412
9	13	GRANT	32.409	13	GRANT	46.164	27	CHRISTOFOROU	24.539	9	17	SKELTON	1:43.211	1:44.288	1.077
10	15	CROWHURST	32.565	4	ROSS	46.255	2	LIPTROTT	24.579	10	13	GRANT	1:43.290	1:43.336	0.046
11	4	ROSS	32.665	54	BANHAM	46.417	32	MEW	24.592	11	54	BANHAM	1:43.901	1:44.257	0.356
12	97	WOODS-DEAN	32.669	97	WOODS-DEAN	46.604	34	DANN	24.664	12	4	ROSS	1:44.021	1:44.251	0.230
13	54	BANHAM	32.820	27	CHRISTOFOROU	46.651	54	BANHAM	24.664	13	27	CHRISTOFOROU	1:44.116	1:44.352	0.236
14	27	CHRISTOFOROU	32.926	34	DANN	46.658	13	GRANT	24.717	14	34	DANN	1:44.265	1:44.265	0.000
15	34	DANN	32.943	45	SCOTT	46.704	45	SCOTT	24.741	15	97	WOODS-DEAN	1:44.446	1:44.583	0.137
16	38	PIPE	32.977	32	MEW	46.773	38	PIPE	24.823	16	45	SCOTT	1:44.838	1:45.126	0.288
17	45	SCOTT	33.393	17	SKELTON	46.801	4	ROSS	25.101	17	38	PIPE	1:44.919	1:45.407	0.488
18	33	NEVILL	33.436	38	PIPE	47.119	22	BICKNELL	25.163	18	32	MEW	1:44.965	1:44.965	0.000
19	32	MEW	33.600	22	BICKNELL	48.055	97	WOODS-DEAN	25.173	19	22	BICKNELL	1:47.491	1:47.813	0.322
20	24	CASSAR	33.872	24	CASSAR	48.107	33	NEVILL	25.444	20	24	CASSAR	1:47.808	1:48.383	0.575
21	5	HOPE	33.939	52	FISHER	49.007	24	CASSAR	25.829	21	52	FISHER	1:49.010	1:49.237	0.227
22	52	FISHER	33.991	5	HOPE	49.099	199	HOSIER	25.973	22	5	HOPE	1:49.134	1:49.253	0.119
23	22	BICKNELL	34.273	199	HOSIER	49.568	52	FISHER	26.012	23	33	NEVILL	1:49.705	2:00.740	11.035
24	199	HOSIER	34.306	37	ANGELL	49.969	5	HOPE	26.096	24	199	HOSIER	1:49.847	1:50.067	0.220
25	37	ANGELL	34.626	33	NEVILL	50.825	37	ANGELL	26.896	25	37	ANGELL	1:51.491	1:51.672	0.181
26	26	BRECK	38.926	26	BRECK	58.304	26	BRECK	30.142	26	26	BRECK	2:07.372	2:08.519	1.147
27				51	SIDWELL	1:01.578				27	6	ALFORD		1:52.297	
28															

Weather / Track : Cloudy / Dry

Brands Hatch GP

Circuit Length = 2.4332 miles

Start: 12:57 Flag 13:10 End: 13:12

Results can be found at www.tsl-timing.com

Printed - 13:15 Sunday, 17 April 2016

MN Saloons & Cannon's Tin Tops

RACE 8 - BEST SPEEDS

POS	INTERMEDIATE 1			INTERMEDIATE 2			FINISH LINE		
	NO	NAME	MPH	NO	NAME	MPH	NO	NAME	MPH
1	28	WISE	104.5	54	BANHAM	86.1	28	WISE	134.4
2	17	SKELTON	101.5	28	WISE	86.0	25	COWAN	133.6
3	25	COWAN	100.9	18	THOMSON	84.5	44	BIRLEY	132.8
4	18	THOMSON	100.7	4	ROSS	84.0	17	SKELTON	130.0
5	54	BANHAM	98.6	11	CRIPPS	84.0	33	NEVILL	128.3
6	44	BIRLEY	98.3	89	CHITTENDEN	83.0	27	CHRISTOFOROU	125.2
7	15	CROWHURST	98.1	38	PIPE	83.0	54	BANHAM	124.7
8	27	CHRISTOFOROU	97.3	97	WOODS-DEAN	82.8	32	MEW	123.8
9	97	WOODS-DEAN	97.1	15	CROWHURST	82.5	15	CROWHURST	123.8
10	11	CRIPPS	96.6	17	SKELTON	82.3	11	CRIPPS	123.1
11	13	GRANT	96.0	13	GRANT	80.2	34	DANN	122.6
12	22	BICKNELL	95.7	33	NEVILL	80.0	18	THOMSON	122.4
13	34	DANN	95.1	44	BIRLEY	79.7	45	SCOTT	121.1
14	38	PIPE	95.1	52	FISHER	79.5	13	GRANT	120.9
15	4	ROSS	94.5	25	COWAN	79.3	89	CHITTENDEN	120.4
16	2	LIPTROTT	94.1	37	ANGELL	79.2	2	LIPTROTT	118.5
17	89	CHITTENDEN	93.5	32	MEW	78.9	22	BICKNELL	118.3
18	24	CASSAR	92.4	2	LIPTROTT	78.7	97	WOODS-DEAN	117.9
19	45	SCOTT	91.8	45	SCOTT	77.7	38	PIPE	116.7
20	32	MEW	91.6	5	HOPE	77.4	4	ROSS	115.3
21	33	NEVILL	91.5	199	HOSIER	77.3	24	CASSAR	113.7
22	5	HOPE	91.1	24	CASSAR	77.3	52	FISHER	113.1
23	199	HOSIER	90.5	34	DANN	77.2	5	HOPE	112.7
24	52	FISHER	90.1	22	BICKNELL	76.6	199	HOSIER	111.6
25	37	ANGELL	88.6	27	CHRISTOFOROU	74.4	37	ANGELL	110.0
26	26	BRECK	76.4	26	BRECK	69.0	26	BRECK	96.2
27	51	SIDWELL	68.6	51	SIDWELL	56.3			
28									

Weather / Track : Cloudy / Dry

Results can be found at www.tsl-timing.com

Brands Hatch GP
Circuit Length = 2.4332 miles
Start: 12:57 Flag 13:10 End: 13:12

Printed - 13:16 Sunday, 17 April 2016

MN Saloons & Cannon's Tin Tops

RACE 8 - LAP CHART

LAP 1 @ 12:58:57.174			LAP 2 @ 13:00:37.875			LAP 3 @ 13:02:17.574			LAP 4 @ 13:03:57.128			LAP 5 @ 13:05:36.794		
NO	BEHIND	LAP TIME	NO	BEHIND	LAP TIME	NO	BEHIND	LAP TIME	NO	BEHIND	LAP TIME	NO	BEHIND	LAP TIME
44		1:44.889	44		1:40.701	44		1:39.699	44		1:39.554	44		1:39.666
28	5.511	1:50.400	28	8.475	1:43.665	28	11.061	1:42.285	26	1 Lap	2:09.978	28	14.704	1:41.047
18	7.560	1:52.449	18	10.933	1:44.074	18	13.322	1:42.088	28	13.323	1:41.816	18	17.042	1:41.514
2	9.725	1:54.614	2	14.036	1:45.012	2	17.934	1:43.597	18	15.194	1:41.426	17	31.873	1:44.288
27	10.556	1:55.445	27	16.373	1:46.518	17	22.468	1:44.469	2	21.851	1:43.471	25	32.123	1:41.490
97	11.483	1:56.372	17	17.698	1:46.378	27	23.752	1:47.078	17	27.251	1:44.337	27	35.826	1:45.297
4	11.741	1:56.630	97	18.056	1:47.274	97	25.217	1:46.860	27	30.195	1:45.997	26	1 Lap	2:11.391
17	12.021	1:56.910	4	19.156	1:48.116	4	25.509	1:46.052	25	30.299	1:42.108	97	37.285	1:45.021
22	12.358	1:57.247	22	19.743	1:48.086	38	26.501	1:45.878	97	31.930	1:46.267	4	37.566	1:44.251
38	12.775	1:57.664	38	20.322	1:48.248	25	27.745	1:41.701	4	32.981	1:47.026	38	38.932	1:45.407
54	14.069	1:58.958	54	21.038	1:47.670	22	27.857	1:47.813	38	33.191	1:46.244	54	39.234	1:44.334
89	14.622	1:59.511	89	21.471	1:47.550	54	28.483	1:47.144	54	34.566	1:45.637	89	40.054	1:43.227
11	14.740	1:59.629	11	22.813	1:48.774	89	29.511	1:47.739	22	36.234	1:47.931	11	41.980	1:44.887
33	15.851	2:00.740	13	23.272	1:46.641	11	30.027	1:46.913	89	36.493	1:46.536	22	44.684	1:48.116
24	16.208	2:01.097	25	25.743	1:44.929	13	30.295	1:46.722	11	36.759	1:46.286	15	44.748	1:43.790
13	17.332	2:02.221	24	26.247	1:50.740	45	34.290	1:47.052	15	40.624	1:45.599	45	47.870	1:46.101
34	17.519	2:02.408	45	26.937	1:49.185	15	34.579	1:46.063	45	41.435	1:46.699	24	55.116	1:48.610
45	18.453	2:03.342	15	28.215	1:48.993	24	36.801	1:50.253	24	46.172	1:48.925	32	57.072	1:47.777
32	18.628	2:03.517	32	30.155	1:52.228	32	39.874	1:49.418	32	48.961	1:48.641	34	58.168	1:47.288
15	19.923	2:04.812	34	31.333	1:54.515	34	41.398	1:49.764	34	50.546	1:48.702	199	1:07.146	1:51.118
199	21.077	2:05.966	199	32.592	1:52.216	199	43.595	1:50.702	199	55.694	1:51.653	13	1 Lap	3:56.219 P
5	21.299	2:06.188	5	34.687	1:54.089	5	46.476	1:51.488	5	58.149	1:51.227	5	1:09.072	1:50.589
25	21.515	2:06.404	6	35.278	1:54.108	52	46.603	1:50.751	52	59.930	1:52.881	52	1:10.810	1:50.546
6	21.871	2:06.760	52	35.551	1:52.895	6	48.222	1:52.643	6	1:00.965	1:52.297	6	1:13.980	1:52.681
37	23.202	2:08.091	37	37.430	1:54.929	37	50.402	1:52.671	37	1:04.067	1:53.219	37	1:16.365	1:51.964
52	23.357	2:08.246	26	1:13.471	2:11.805									
26	42.367	2:27.256												

Weather / Track : Cloudy / Dry

Brands Hatch GP
 Circuit Length = 2.4332 miles
 Start: 12:57 Flag 13:10 End: 13:12

MN Saloons & Cannon's Tin Tops

RACE 8 - LAP CHART

LAP 6 @ 13:07:17.828			LAP 7 @ 13:08:59.023			LAP 8 @ 13:10:43.112		
NO	BEHIND	LAP TIME	NO	BEHIND	LAP TIME	NO	BEHIND	LAP TIME
44		1:41.034	44		1:41.195	44		1:44.089
28	14.774	1:41.104	28	14.888	1:41.309	28	11.715	1:40.916
18	16.195	1:40.187	18	15.996	1:40.996	18	12.736	1:40.829
25	31.849	1:40.760	25	30.081	1:39.427	25	26.441	1:40.449
17	35.437	1:44.598	17	39.623	1:45.381	17	40.955	1:45.421
27	40.374	1:45.582	27	43.757	1:44.578	27	44.020	1:44.352
97	41.503	1:45.252	97	44.924	1:44.616	97	45.418	1:44.583
4	41.799	1:45.267	54	45.620	1:44.257	54	45.837	1:44.306
54	42.558	1:44.358	4	46.593	1:45.989	89	46.373	1:43.111
38	43.580	1:45.682	89	47.351	1:44.324	4	47.073	1:44.569
89	44.222	1:45.202	11	48.514	1:45.049	11	47.449	1:43.024
11	44.660	1:43.714	15	50.350	1:43.826	15	49.281	1:43.020
15	47.719	1:44.005	38	54.326	1:51.941	45	57.643	1:45.126
22	52.218	1:48.568	45	56.606	1:45.483	38	1:02.508	1:52.271
45	52.318	1:45.482	22	1:01.406	1:50.383	22	1:09.234	1:51.917
24	1:02.465	1:48.383	32	1:08.503	1:46.639	32	1:09.379	1:44.965
32	1:03.059	1:47.021	34	1:09.730	1:46.101	34	1:09.906	1:44.265
26	1 Lap	2:09.140	24	1:11.324	1:50.054	13	1 Lap	1:44.498
34	1:04.824	1:47.690	13	1 Lap	1:43.336	24	1:16.909	1:49.674
13	1 Lap	1:47.432	199	1:26.908	1:50.977	199	1:32.886	1:50.067
199	1:17.126	1:51.014	5	1:28.233	1:50.506	5	1:33.397	1:49.253
5	1:18.922	1:50.884	52	1:28.510	1:49.548	52	1:33.658	1:49.237
52	1:20.157	1:50.381	26	1 Lap	2:08.519	37	1:46.156	1:51.722
6	1:26.688	1:53.742	37	1:38.523	1:52.715	6	1:52.229	1:54.103
37	1:27.003	1:51.672	6	1:42.215	1:56.722	26	1 Lap	2:08.571

Weather / Track : Cloudy / Dry

Results can be found at www.tsl-timing.com

Page 2 of 2

Brands Hatch GP
 Circuit Length = 2.4332 miles
 Start: 12:57 Flag 13:10 End: 13:12

Printed - 13:16 Sunday, 17 April 2016

MN Saloons & Cannon's Tin Tops

RACE 8 - POSITION CHART

No	Name	Lap								
		Pos	1	2	3	4	5	6	7	8
25	COWAN	1	44	44	44	44	44	44	44	44
18	THOMSON	2	28	28	28	28	28	28	28	28
44	BIRLEY	3	18	18	18	18	18	18	18	18
28	WISE	4	2	2	2	2	17	25	25	25
13	GRANT	5	27	27	17	17	25	17	17	17
2	LIPTROTT	6	97	17	27	27	27	27	27	27
27	CHRISTOFOROU	7	4	97	97	25	97	97	97	97
97	WOODS-DEAN	8	17	4	4	97	4	4	54	54
54	BANHAM	9	22	22	38	4	38	54	4	89
45	SCOTT	10	38	38	25	38	54	38	89	4
89	CHITTENDEN	11	54	54	22	54	89	89	11	11
4	ROSS	12	89	89	54	22	11	11	15	15
22	BICKNELL	13	11	11	89	89	22	15	38	45
38	PIPE	14	33	13	11	11	15	22	45	38
15	CROWHURST	15	24	25	13	15	45	45	22	22
34	DANN	16	13	24	45	45	24	24	32	32
11	CRIPPS	17	34	45	15	24	32	32	34	34
32	MEW	18	45	15	24	32	34	34	24	24
17	SKELTON	19	32	32	32	34	199	199	199	199
51	SIDWELL	20	15	34	34	199	5	5	5	5
33	NEVILL	21	199	199	199	5	52	52	52	52
24	CASSAR	22	5	5	5	52	6	6	37	37
199	HOSIER	23	25	6	52	6	37	37	6	6
5	HOPE	24	6	52	6	37	26	13	13	
6	ALFORD	25	37	37	37	26	13	26	26	
37	ANGELL	26	52	26	26	13				
52	FISHER	27	26							
26	BRECK	28								

Weather / Track : Cloudy / Dry

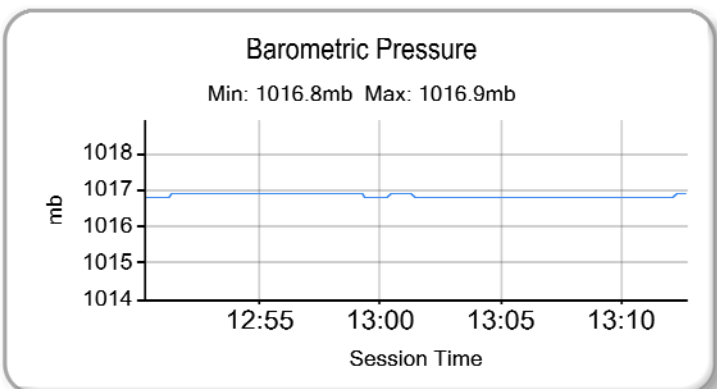
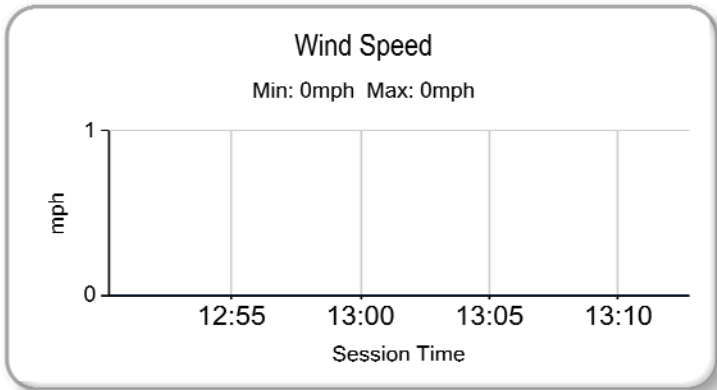
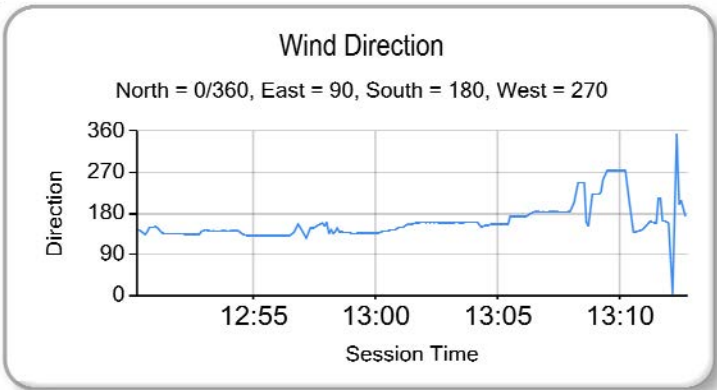
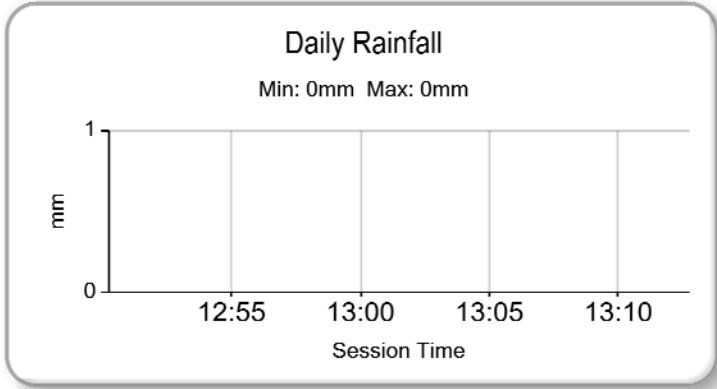
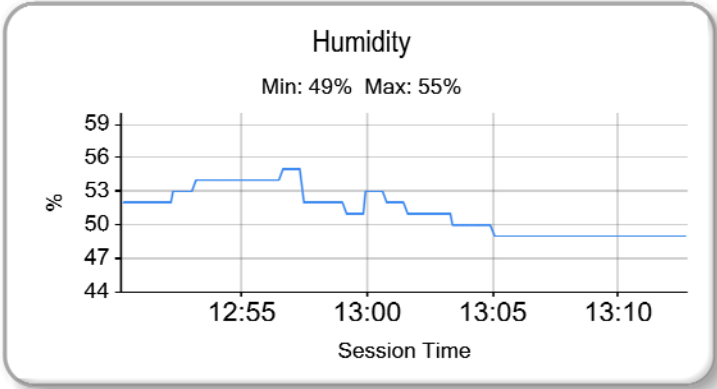
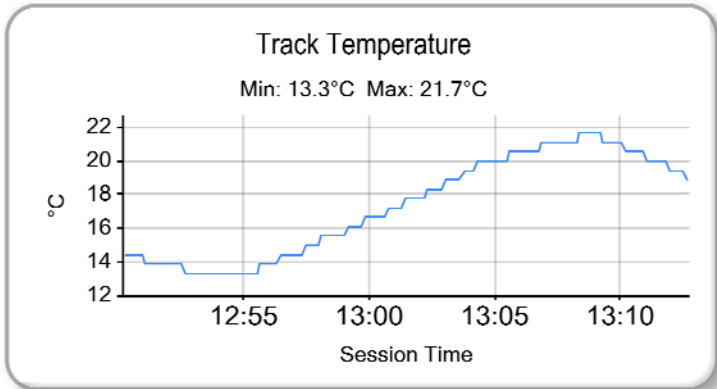
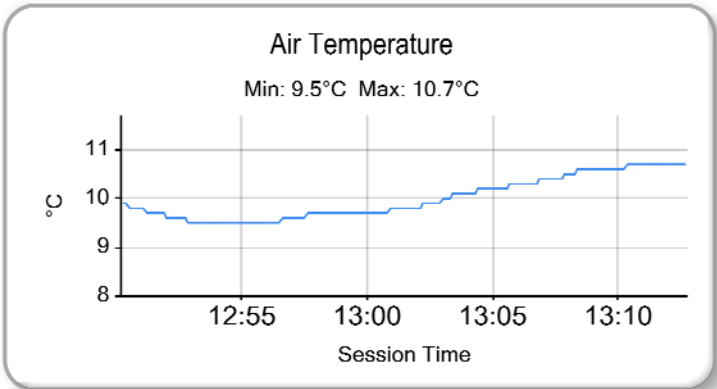
Results can be found at www.tsl-timing.com

Brands Hatch GP
 Circuit Length = 2.4332 miles
 Start: 12:57 Flag 13:10 End: 13:12

Printed - 13:17 Sunday, 17 April 2016

MN Saloons & Cannon's Tin Tops

RACE 8 - WEATHER CONDITIONS



Weather / Track : Cloudy / Dry


Results can be found at www.tsl-timing.com

Brands Hatch GP
 Circuit Length = 2.4332 miles
 Start: 12:57 Flag 13:10 End: 13:12

Printed - 17:26 Sunday, 17 April 2016

MN Saloons & Cannon's Tin Tops

RACE 14 - GRID (15 minutes)

ROW 17	33	26 Alan BRECK	34	77 Chris BICKNELL
ROW 16	31	37 Ken ANGELL	32	6 James ALFORD
ROW 15	29	5 Vic HOPE	30	52 Daniel FISHER
ROW 14	27	24 Steve CASSAR	28	199 Rober HOSIER
ROW 13				
ROW 12	23	98 Dave CHARLTON		
ROW 11	21	51 Alex SIDWELL	22	7 Andrew MACKENZIE
ROW 10	19	2 Jamie LIPTROTT	20	33 Paul NEVILL
ROW 9	17	34 Steve DANN	18	13 Laurie GRANT
ROW 8	15	22 Marcus BICKNELL	16	32 Adam MEW
ROW 7	13	45 Martyn SCOTT	14	38 Andy PIPE
ROW 6	11	11 Mark CRIPPS	12	15 Graham CROWHURST
ROW 5	9	89 Mike CHITTENDEN	10	4 James JJ ROSS
ROW 4	7	97 Andy WOODS-DEAN	8	54 Andy BANHAM
ROW 3	5	17 Tony SKELTON	6	27 Pantelis CHRISTOFOROU
ROW 2	3	18 Gavin THOMSON	4	25 Dan COWAN
ROW 1	1	44 Rod BIRLEY	2	28 Malcolm WISE
Pole				
				

Brands Hatch GP
Circuit Length = 2.4332 miles

These results are provisional until the conclusion of any judicial and technical matters.

Clerk Of Course :		Timekeeper :	
-------------------	--	--------------	--

MN Saloons & Cannon's Tin Tops

RACE 14 - CLASSIFICATION

POS	NO	CL	PIC NAME	ENTRY	LAPS	TIME	GAP	DIFF	MPH	BEST	ON
1	44	A	1 Rod BIRLEY	Ford Escort WRC	6	10:06.469			86.66	1:38.787	3
2	28	A	2 Malcolm WISE	Ford Escort Cosworth	6	10:08.953	2.484	2.484	86.31	1:38.738	6
3	25	A	3 Dan COWAN	Ford RS500	6	10:17.103	10.634	8.150	85.17	1:38.627	6
4	18	A	4 Gavin THOMSON	Seat Leon Supercup	6	10:22.233	15.764	5.130	84.46	1:39.861	5
5	17	B	1 Tony SKELTON	Renault Clio	6	10:32.206	25.737	9.973	83.13	1:44.081	5
6	27	B	2 Pantelis CHRISTOFOROU	Ford Escort	6	10:38.561	32.092	6.355	82.30	1:43.589	6
7	15	B	3 Graham CROWHURST	BMW E46 M3	6	10:39.533	33.064	0.972	82.18	1:43.373	6
8	89	A	5 Mike CHITTENDEN	BMW M3	6	10:40.895	34.426	1.362	82.00	1:43.438	5
9	11	C	1 Mark CRIPPS	BMW E36 M3	6	10:43.683	37.214	2.788	81.65	1:44.435	5
10	13	C	2 Laurie GRANT	BMW E36 M3	6	10:50.498	44.029	6.815	80.79	1:44.659	6
11	45	A	6 Martyn SCOTT	BMW E30	6	10:51.179	44.710	0.681	80.71	1:45.494	6
12	54	A	7 Andy BANHAM	Subaru Impreza	6	10:51.960	45.491	0.781	80.61	1:44.662	4
13	4	C	3 James JJ ROSS	Renault Clio 4	6	10:53.707	47.238	1.747	80.40	1:43.374	6
14	38	E	1 Andy PIPE	Ford Escort MK1	6	10:54.412	47.943	0.705	80.31	1:46.094	4
15	97	D	1 Andy WOODS-DEAN	Honda Civic Type R	6	10:59.532	53.063	5.120	79.69	1:46.259	2
16	34	A	8 Steve DANN	VW Golf	6	11:06.565	1:00.096	7.033	78.85	1:46.883	3
17	98	C	4 Dave CHARLTON	Seat Leon	6	11:06.595	1:00.126	0.030	78.84	1:46.532	4
18	24	T2	1 Steve CASSAR	Honda Civic Type R	6	11:09.135	1:02.666	2.540	78.54	1:48.530	3
19	22	A	9 Marcus BICKNELL	Ford Mustang Mach 1	6	11:19.776	1:13.307	10.641	77.31	1:49.999	6
20	52	T2	2 Daniel FISHER	Honda Civic Type R	6	11:19.787	1:13.318	0.011	77.31	1:48.278	5
21	5	T2	3 Vic HOPE	Honda Civic Type R	6	11:22.971	1:16.502	3.184	76.95	1:50.420	5
22	37	T1	1 Ken ANGELL	BMW 328i	6	11:26.530	1:20.061	3.559	76.55	1:51.575	5
23	6	T2	4 James ALFORD	Renault Clio 172 Cup	6	11:27.247	1:20.778	0.717	76.47	1:51.139	4
24	199	T1	2 Rober HOSIER	Seat Leon	6	11:38.877	1:32.408	11.630	75.20	1:49.440	5
25	77	T3	1 Chris BICKNELL	Citroen Saxo	5	10:16.951	1 Lap	1 Lap	70.99	1:59.816	2
26	26	TP	1 Alan BRECK	VW Golf MK2	5	10:49.245	1 Lap	32.294	67.46	2:07.604	2

NOT CLASSIFIED

DNF	32	A	Adam MEW	Ford Escort	3	5:37.664	3 Laps	2 Laps	77.82	1:46.858	3
DNF	33	A	Paul NEVILL	Ford Escort RS Cosworth	1	3:10.444	5 Laps	2 Laps	45.99		

FASTEST LAP

25	A	Dan COWAN	Ford RS500	6	1:38.627	88.81 mph	142.93 kph
15	B	Graham CROWHURST	BMW E46 M3	6	1:43.373	84.74 mph	136.37 kph
4	C	James JJ ROSS	Renault Clio 4	6	1:43.374	84.73 mph	136.37 kph
38	E	Andy PIPE	Ford Escort MK1	4	1:46.094	82.56 mph	132.87 kph
97	D	Andy WOODS-DEAN	Honda Civic Type R	2	1:46.259	82.43 mph	132.67 kph
52	T2	Daniel FISHER	Honda Civic Type R	5	1:48.278	80.90 mph	130.19 kph
199	T1	Rober HOSIER	Seat Leon	5	1:49.440	80.04 mph	128.81 kph
77	T3	Chris BICKNELL	Citroen Saxo	2	1:59.816	73.11 mph	117.66 kph
26	TP	Alan BRECK	VW Golf MK2	2	2:07.604	68.64 mph	110.47 kph

Weather / Track : Cloudy / Dry

These results are provisional until the conclusion of any judicial and technical matters.

Brands Hatch GP

Circuit Length = 2.4332 miles

Start: 18:16 Flag 18:26 End: 18:28

Clerk Of Course :	Timekeeper :
-------------------	--------------

MN Saloons & Cannon's Tin Tops

RACE 14 - SECTOR ANALYSIS

SECTOR 1 = FL to I1, SECTOR 2 = I1 to I2, SECTOR 3 = I2 to FL, DIFF = Difference To Personal Best Lap

P1 44 A Rod BIRLEY		Ford Escort WRC									
IDEAL LAP TIME : 1:38.584		BEST LAP TIME : 1:38.787				DIFFERENCE : 0.203					
LAP	SECTOR 1	SECTOR 2		SECTOR 3		LAP TIME	MPH	DIFF	TIME OF DAY		
1 -	93.4	45.094	82.0	24.268	132.3	1:45.497	83.03	6.710	18:18:03.479		
2 -	32.323 93.7	43.793	82.5	23.669	135.5	1:39.785 (2)	87.78	0.998	18:19:43.264		
3 -	31.294 96.1	43.621	81.0	23.872	130.8	1:38.787 (1)	88.67		18:21:22.051		
4 -	31.932 92.0	44.152	81.7	23.850	132.1	1:39.934 (3)	87.65	1.147	18:23:01.985		
5 -	32.111 93.2	45.376	80.6	23.760	131.0	1:41.247	86.51	2.460	18:24:43.232		
6 -	32.256 92.8	44.842	79.7	24.121	124.0	1:41.219	86.54	2.432	18:26:24.451		

P2 28 A Malcolm WISE		Ford Escort Cosworth									
IDEAL LAP TIME : 1:38.738		BEST LAP TIME : 1:38.738				DIFFERENCE : 0.000					
LAP	SECTOR 1	SECTOR 2		SECTOR 3		LAP TIME	MPH	DIFF	TIME OF DAY		
1 -	97.3	45.915	84.4	24.474	131.8	1:47.206	81.71	8.468	18:18:05.188		
2 -	31.931 105.0	45.087	86.8	24.411	133.6	1:41.429	86.36	2.691	18:19:46.617		
3 -	31.521 101.8	45.598	85.3	23.669	134.4	1:40.788	86.91	2.050	18:21:27.405		
4 -	31.514 104.6	44.757	84.6	23.799	133.9	1:40.070 (2)	87.53	1.332	18:23:07.475		
5 -	31.308 105.8	45.694	85.2	23.720	136.3	1:40.722 (3)	86.97	1.984	18:24:48.197		
6 -	31.132 105.8	44.184	89.5	23.422	123.3	1:38.738 (1)	88.71		18:26:26.935		

P3 25 A Dan COWAN		Ford RS500									
IDEAL LAP TIME : 1:38.325		BEST LAP TIME : 1:38.627				DIFFERENCE : 0.302					
LAP	SECTOR 1	SECTOR 2		SECTOR 3		LAP TIME	MPH	DIFF	TIME OF DAY		
1 -	94.6	49.910	80.9	23.593	126.1	1:52.081	78.15	13.454	18:18:10.063		
2 -	33.581 94.9	45.520	78.8	22.973	131.8	1:42.074	85.81	3.447	18:19:52.137		
3 -	32.615 94.1	47.635	77.4	24.074	126.1	1:44.324	83.96	5.697	18:21:36.461		
4 -	32.115 95.3	45.656	80.8	22.978	131.0	1:40.749 (3)	86.94	2.122	18:23:17.210		
5 -	32.203 91.8	43.932	85.1	23.113	135.2	1:39.248 (2)	88.26	0.621	18:24:56.458		
6 -	31.752 100.3	43.600	86.3	23.275	114.3	1:38.627 (1)	88.81		18:26:35.085		

P4 18 A Gavin THOMSON		Seat Leon Supercup									
IDEAL LAP TIME : 1:39.288		BEST LAP TIME : 1:39.861				DIFFERENCE : 0.573					
LAP	SECTOR 1	SECTOR 2		SECTOR 3		LAP TIME	MPH	DIFF	TIME OF DAY		
1 -	93.4	49.544	77.0	24.334	122.2	1:51.924	78.26	12.063	18:18:09.906		
2 -	33.094 93.5	44.983	80.9	24.298	122.9	1:42.375 (3)	85.56	2.514	18:19:52.281		
3 -	33.261 96.9	46.183	80.7	24.209	123.8	1:43.653	84.51	3.792	18:21:35.934		
4 -	32.517 96.2	44.731	85.3	23.583	123.3	1:40.831 (2)	86.87	0.970	18:23:16.765		
5 -	32.130 100.0	43.575	87.1	24.156	122.0	1:39.861 (1)	87.72		18:24:56.626		
6 -	32.398 100.6	45.056	65.2	26.135	111.1	1:43.589	84.56	3.728	18:26:40.215		

P5 17 B Tony SKELTON		Renault Clio									
IDEAL LAP TIME : 1:43.497		BEST LAP TIME : 1:44.081				DIFFERENCE : 0.584					
LAP	SECTOR 1	SECTOR 2		SECTOR 3		LAP TIME	MPH	DIFF	TIME OF DAY		
1 -	97.2	46.851	77.9	24.860	131.0	1:48.860	80.46	4.779	18:18:06.842		
2 -	32.937 97.3	47.165	77.8	24.226	130.8	1:44.328 (2)	83.96	0.247	18:19:51.170		
3 -	32.420 90.1	47.980	76.5	25.541	125.6	1:45.941	82.68	1.860	18:21:37.111		
4 -	32.924 92.8	46.868	78.3	24.634	126.1	1:44.426 (3)	83.88	0.345	18:23:21.537		
5 -	32.519 96.6	47.273	77.4	24.289	127.3	1:44.081 (1)	84.16		18:25:05.618		
6 -	32.497 93.9	47.709	80.2	24.364	127.5	1:44.570	83.77	0.489	18:26:50.188		

P6 27 B Pantelis CHRISTOFOROU		Ford Escort									
IDEAL LAP TIME : 1:43.589		BEST LAP TIME : 1:43.589				DIFFERENCE : 0.000					
LAP	SECTOR 1	SECTOR 2		SECTOR 3		LAP TIME	MPH	DIFF	TIME OF DAY		
1 -	90.4	49.949	76.3	24.931	121.7	1:54.455	76.53	10.866	18:18:12.437		
2 -	33.069 96.0	46.801	77.4	24.528	123.1	1:44.398 (2)	83.90	0.809	18:19:56.835		
3 -	33.367 93.4	47.411	71.4	24.810	123.8	1:45.588	82.96	1.999	18:21:42.423		
4 -	33.256 97.2	47.204	75.3	24.579	123.8	1:45.039 (3)	83.39	1.450	18:23:27.462		
5 -	33.342 93.3	47.614	76.0	24.536	123.3	1:45.492	83.03	1.903	18:25:12.954		

Weather / Track : Cloudy / Dry

Brands Hatch GP

Circuit Length = 2.4332 miles

Start: 18:16 Flag 18:26 End: 18:28

MN Saloons & Cannon's Tin Tops

RACE 14 - SECTOR ANALYSIS

SECTOR 1 = FL to I1, SECTOR 2 = I1 to I2, SECTOR 3 = I2 to FL, DIFF = Difference To Personal Best Lap

6 - 32.729 95.4 46.787 76.5 24.073 122.2 1:43.589 (1) 84.56 18:26:56.543

P7 15 B		Graham CROWHURST					BMW E46 M3			
IDEAL LAP TIME : 1:43.049		BEST LAP TIME : 1:43.373			DIFFERENCE : 0.324					
LAP	SECTOR 1		SECTOR 2		SECTOR 3		LAP TIME	MPH	DIFF	TIME OF DAY
1 -		88.4	51.183	84.6	25.582	121.7	1:57.778	74.37	14.405	18:18:15.760
2 -	33.605	96.0	47.098	80.8	24.986	123.3	1:45.689	82.88	2.316	18:20:01.449
3 -	33.305	94.5	47.001	78.4	24.765	123.3	1:45.071	83.37	1.698	18:21:46.520
4 -	33.466	96.4	46.181	81.8	24.461	124.2	1:44.108 (3)	84.14	0.735	18:23:30.628
5 -	32.659	96.0	46.151	80.7	24.704	123.8	1:43.514 (2)	84.62	0.141	18:25:14.142
6 -	32.815	96.8	46.319	83.7	24.239	123.5	1:43.373 (1)	84.74		18:26:57.515

P8 89 A		Mike CHITTENDEN					BMW M3			
IDEAL LAP TIME : 1:43.195		BEST LAP TIME : 1:43.438			DIFFERENCE : 0.243					
LAP	SECTOR 1		SECTOR 2		SECTOR 3		LAP TIME	MPH	DIFF	TIME OF DAY
1 -		85.9	51.328	79.7	25.313	119.8	1:57.982	74.24	14.544	18:18:15.964
2 -	33.778	91.6	47.127	81.4	25.021	118.9	1:45.926	82.69	2.488	18:20:01.890
3 -	33.375	91.4	46.780	79.7	25.066	121.5	1:45.221	83.25	1.783	18:21:47.111
4 -	33.284	87.4	47.117	81.3	24.472	120.9	1:44.873 (3)	83.52	1.435	18:23:31.984
5 -	32.552	91.9	46.558	85.2	24.328	119.8	1:43.438 (1)	84.68		18:25:15.422
6 -	32.757	92.6	46.315	78.4	24.383	112.7	1:43.455 (2)	84.67	0.017	18:26:58.877

P9 11 C		Mark CRIPPS					BMW E36 M3			
IDEAL LAP TIME : 1:43.704		BEST LAP TIME : 1:44.435			DIFFERENCE : 0.731					
LAP	SECTOR 1		SECTOR 2		SECTOR 3		LAP TIME	MPH	DIFF	TIME OF DAY
1 -		87.3	51.297	85.8	24.676	123.1	1:56.675	75.07	12.240	18:18:14.657
2 -	33.287	93.8	47.553	78.6	24.639	123.8	1:45.479 (3)	83.04	1.044	18:20:00.136
3 -	33.864	86.7	47.414	82.6	24.947	122.4	1:46.225	82.46	1.790	18:21:46.361
4 -	33.875	91.0	46.904	81.6	24.168	125.4	1:44.947 (2)	83.46	0.512	18:23:31.308
5 -	32.632	95.7	47.528	83.3	24.275	124.5	1:44.435 (1)	83.87		18:25:15.743
6 -	32.824	93.8	48.478	79.5	24.620	124.2	1:45.922	82.70	1.487	18:27:01.665

P10 13 C		Laurie GRANT					BMW E36 M3			
IDEAL LAP TIME : 1:44.011		BEST LAP TIME : 1:44.659			DIFFERENCE : 0.648					
LAP	SECTOR 1		SECTOR 2		SECTOR 3		LAP TIME	MPH	DIFF	TIME OF DAY
1 -		83.1	51.374	78.3	26.443	119.1	2:01.026	72.37	16.367	18:18:19.008
2 -	35.248	89.4	48.523	79.2	24.784	122.4	1:48.555	80.69	3.896	18:20:07.563
3 -	33.531	93.7	46.928	77.5	24.905	122.9	1:45.364 (3)	83.13	0.705	18:21:52.927
4 -	33.256	91.4	47.077	76.3	24.602	118.9	1:44.935 (2)	83.47	0.276	18:23:37.862
5 -	34.075	91.5	47.259	77.9	24.625	122.9	1:45.959	82.67	1.300	18:25:23.821
6 -	33.904	94.9	46.159	81.0	24.596	117.7	1:44.659 (1)	83.69		18:27:08.480

P11 45 A		Martyn SCOTT					BMW E30			
IDEAL LAP TIME : 1:44.727		BEST LAP TIME : 1:45.494			DIFFERENCE : 0.767					
LAP	SECTOR 1		SECTOR 2		SECTOR 3		LAP TIME	MPH	DIFF	TIME OF DAY
1 -		80.5	52.353	78.3	26.372	116.9	2:00.699	72.57	15.205	18:18:18.681
2 -	34.908	85.7	47.055	75.6	25.089	119.6	1:47.052	81.82	1.558	18:20:05.733
3 -	33.858	88.8	47.295	74.3	25.141	118.9	1:46.294	82.41	0.800	18:21:52.027
4 -	33.591	89.1	47.191	77.9	24.715	118.5	1:45.497 (2)	83.03	0.003	18:23:37.524
5 -	33.339	89.7	47.619	73.5	25.185	120.2	1:46.143 (3)	82.52	0.649	18:25:23.667
6 -	33.876	93.0	47.285	78.1	24.333	117.1	1:45.494 (1)	83.03		18:27:09.161

P12 54 A		Andy BANHAM					Subaru Impreza			
IDEAL LAP TIME : 1:44.064		BEST LAP TIME : 1:44.662			DIFFERENCE : 0.598					
LAP	SECTOR 1		SECTOR 2		SECTOR 3		LAP TIME	MPH	DIFF	TIME OF DAY
1 -		90.4	53.440	80.8	27.003	114.1	2:00.600	72.63	15.938	18:18:18.582
2 -	35.233	90.3	48.451	83.5	25.099	123.3	1:48.783	80.52	4.121	18:20:07.365
3 -	34.085	93.5	47.704	82.4	25.264	123.3	1:47.053	81.82	2.391	18:21:54.418

Weather / Track : Cloudy / Dry

Brands Hatch GP

Circuit Length = 2.4332 miles

Start: 18:16 Flag 18:26 End: 18:28

MN Saloons & Cannon's Tin Tops

RACE 14 - SECTOR ANALYSIS

SECTOR 1 = FL to I1, SECTOR 2 = I1 to I2, SECTOR 3 = I2 to FL, DIFF = Difference To Personal Best Lap

4 -	33.064	97.5	46.617	85.3	24.981	122.4	1:44.662 (1)	83.69		18:23:39.080
5 -	33.619	94.1	47.246	79.8	25.067	120.9	1:45.932 (3)	82.69	1.270	18:25:25.012
6 -	33.516	92.0	47.031	86.1	24.383	120.2	1:44.930 (2)	83.48	0.268	18:27:09.942

P13	4 C	James JJ ROSS	Renault Clio 4							
IDEAL LAP TIME : 1:43.224		BEST LAP TIME : 1:43.374			DIFFERENCE : 0.150					
LAP	SECTOR 1	SECTOR 2	SECTOR 3	LAP TIME	MPH	DIFF	TIME OF DAY			
1 -		88.5	52.730	76.9	27.144	112.9	2:01.304	72.21	17.930	18:18:19.286
2 -	35.384	91.5	48.489	80.4	25.257	114.7	1:49.130	80.26	5.756	18:20:08.416
3 -	33.457	92.8	47.771	81.2	25.407	114.9	1:46.635 (3)	82.14	3.261	18:21:55.051
4 -	33.403	92.4	50.287	66.3	25.953	113.7	1:49.643	79.89	6.269	18:23:44.694
5 -	32.594	93.3	46.108	87.4	24.919	114.5	1:43.621 (2)	84.53	0.247	18:25:28.315
6 -	32.390	93.5	46.258	88.6	24.726	114.5	1:43.374 (1)	84.73		18:27:11.689

P14	38 E	Andy PIPE	Ford Escort MK1							
IDEAL LAP TIME : 1:45.729		BEST LAP TIME : 1:46.094			DIFFERENCE : 0.365					
LAP	SECTOR 1	SECTOR 2	SECTOR 3	LAP TIME	MPH	DIFF	TIME OF DAY			
1 -		85.0	52.100	76.6	26.578	115.3	2:00.389	72.76	14.295	18:18:18.371
2 -	33.857	91.5	47.594	79.8	25.356	116.1	1:46.807 (3)	82.01	0.713	18:20:05.178
3 -	33.393	91.1	47.678	80.5	25.157	115.3	1:46.228 (2)	82.46	0.134	18:21:51.406
4 -	33.442	90.3	47.525	84.8	25.127	116.5	1:46.094 (1)	82.56		18:23:37.500
5 -	33.077	90.1	49.034	76.6	25.132	116.5	1:47.243	81.68	1.149	18:25:24.743
6 -	33.421	92.6	48.891	77.7	25.339	114.5	1:47.651	81.37	1.557	18:27:12.394

P15	97 D	Andy WOODS-DEAN	Honda Civic Type R							
IDEAL LAP TIME : 1:46.091		BEST LAP TIME : 1:46.259			DIFFERENCE : 0.168					
LAP	SECTOR 1	SECTOR 2	SECTOR 3	LAP TIME	MPH	DIFF	TIME OF DAY			
1 -		93.7	50.436	81.9	25.757	116.9	1:56.044	75.48	9.785	18:18:14.026
2 -	33.610	96.1	47.202	84.7	25.447	113.9	1:46.259 (1)	82.43		18:20:00.285
3 -	33.608	94.6	47.036	84.2	26.078	101.9	1:46.722 (2)	82.08	0.463	18:21:47.007
4 -	34.442	93.8	49.803	81.2	26.021	107.3	1:50.266	79.44	4.007	18:23:37.273
5 -	36.279	87.9	48.666	79.6	26.307	104.6	1:51.252	78.73	4.993	18:25:28.525
6 -	33.862	92.0	49.446	79.5	25.681	112.0	1:48.989 (3)	80.37	2.730	18:27:17.514

P16	34 A	Steve DANN	VW Golf							
IDEAL LAP TIME : 1:45.880		BEST LAP TIME : 1:46.883			DIFFERENCE : 1.003					
LAP	SECTOR 1	SECTOR 2	SECTOR 3	LAP TIME	MPH	DIFF	TIME OF DAY			
1 -		79.3	53.990	70.1	26.815	120.0	2:04.423	70.40	17.540	18:18:22.405
2 -	34.491	86.1	50.430	70.2	26.113	112.9	1:51.034	78.89	4.151	18:20:13.439
3 -	33.840	88.5	47.845	77.4	25.198	120.4	1:46.883 (1)	81.95		18:22:00.322
4 -	33.552	89.8	48.630	75.7	25.280	122.2	1:47.462 (3)	81.51	0.579	18:23:47.784
5 -	33.536	88.6	47.146	77.8	28.860	101.6	1:49.542	79.96	2.659	18:25:37.326
6 -	34.378	84.9	47.469	75.3	25.374	111.8	1:47.221 (2)	81.69	0.338	18:27:24.547

P17	98 C	Dave CHARLTON	Seat Leon							
IDEAL LAP TIME : 1:46.513		BEST LAP TIME : 1:46.532			DIFFERENCE : 0.019					
LAP	SECTOR 1	SECTOR 2	SECTOR 3	LAP TIME	MPH	DIFF	TIME OF DAY			
1 -		77.3	54.936	68.3	26.527	122.2	2:06.287	69.36	19.755	18:18:24.269
2 -	34.680	92.4	49.283	74.4	25.894	120.0	1:49.857	79.73	3.325	18:20:14.126
3 -	34.049	95.1	48.037	75.0	26.058	114.3	1:48.144	81.00	1.612	18:22:02.270
4 -	33.460	90.0	47.767	78.5	25.305	121.3	1:46.532 (1)	82.22		18:23:48.802
5 -	33.448	91.8	47.760	76.3	26.671	107.8	1:47.879 (2)	81.20	1.347	18:25:36.681
6 -	33.744	90.1	48.369	73.9	25.783	118.3	1:47.896 (3)	81.18	1.364	18:27:24.577

P18	24 T2	Steve CASSAR	Honda Civic Type R							
IDEAL LAP TIME : 1:48.367		BEST LAP TIME : 1:48.530			DIFFERENCE : 0.163					
LAP	SECTOR 1	SECTOR 2	SECTOR 3	LAP TIME	MPH	DIFF	TIME OF DAY			
1 -		83.7	51.729	74.5	26.144	113.7	2:01.874	71.87	13.344	18:18:19.856

Weather / Track : Cloudy / Dry

Brands Hatch GP

Circuit Length = 2.4332 miles

Start: 18:16 Flag 18:26 End: 18:28

MN Saloons & Cannon's Tin Tops

RACE 14 - SECTOR ANALYSIS

SECTOR 1 = FL to I1, SECTOR 2 = I1 to I2, SECTOR 3 = I2 to FL, DIFF = Difference To Personal Best Lap

2 -	35.650	86.1	48.874	76.0	25.908	114.5	1:50.432	79.32	1.902	18:20:10.288
3 -	34.421	91.4	48.238	73.0	25.871	113.5	1:48.530 (1)	80.71		18:21:58.818
4 -	34.273	91.3	48.891	73.9	25.856	112.7	1:49.020 (2)	80.35	0.490	18:23:47.838
5 -	35.031	92.3	48.390	74.8	26.112	113.1	1:49.533 (3)	79.97	1.003	18:25:37.371
6 -	34.971	89.0	48.794	77.2	25.981	112.7	1:49.746	79.81	1.216	18:27:27.117

P19	22 A	Marcus BICKNELL				Ford Mustang Mach 1					
IDEAL LAP TIME : 1:48.822		BEST LAP TIME : 1:49.999				DIFFERENCE : 1.177					
LAP	SECTOR 1		SECTOR 2		SECTOR 3		LAP TIME	MPH	DIFF	TIME OF DAY	
1 -		85.2	53.628	70.3	26.689	110.1	2:03.317	71.03	13.318	18:18:21.299	
2 -	35.167	84.8	50.428	71.0	26.725	108.5	1:52.320	77.99	2.321	18:20:13.619	
3 -	35.723	85.0	50.232	73.9	26.604	108.2	1:52.559	77.82	2.560	18:22:06.178	
4 -	35.087	87.2	49.988	73.3	26.032	110.5	1:51.107 (3)	78.84	1.108	18:23:57.285	
5 -	34.706	91.1	49.475	73.4	26.293	103.8	1:50.474 (2)	79.29	0.475	18:25:47.759	
6 -	35.883	85.9	48.708	74.8	25.408	117.9	1:49.999 (1)	79.63		18:27:37.758	

P20	52 T2	Daniel FISHER				Honda Civic Type R					
IDEAL LAP TIME : 1:48.278		BEST LAP TIME : 1:48.278				DIFFERENCE : 0.000					
LAP	SECTOR 1		SECTOR 2		SECTOR 3		LAP TIME	MPH	DIFF	TIME OF DAY	
1 -		81.5	53.750	72.2	26.998	113.7	2:07.335	68.79	19.057	18:18:25.317	
2 -	35.693	88.0	50.643	78.2	25.979	113.1	1:52.315	77.99	4.037	18:20:17.632	
3 -	34.717	85.2	50.137	79.9	25.836	114.7	1:50.690 (3)	79.13	2.412	18:22:08.322	
4 -	34.655	84.7	50.799	77.2	26.243	112.2	1:51.697	78.42	3.419	18:24:00.019	
5 -	34.142	89.1	48.323	77.2	25.813	113.9	1:48.278 (1)	80.90		18:25:48.297	
6 -	34.218	88.1	49.219	79.6	26.035	110.5	1:49.472 (2)	80.01	1.194	18:27:37.769	

P21	5 T2	Vic HOPE				Honda Civic Type R					
IDEAL LAP TIME : 1:49.727		BEST LAP TIME : 1:50.420				DIFFERENCE : 0.693					
LAP	SECTOR 1		SECTOR 2		SECTOR 3		LAP TIME	MPH	DIFF	TIME OF DAY	
1 -		83.9	53.683	70.7	27.315	112.2	2:05.395	69.85	14.975	18:18:23.377	
2 -	34.643	88.7	51.115	74.7	26.841	112.2	1:52.599	77.79	2.179	18:20:15.976	
3 -	34.298	89.0	50.541	74.7	27.218	111.8	1:52.057	78.17	1.637	18:22:08.033	
4 -	34.977	89.5	50.436	77.5	26.350	113.9	1:51.763 (3)	78.37	1.343	18:23:59.796	
5 -	34.991	89.1	49.448	76.4	25.981	112.9	1:50.420 (1)	79.33		18:25:50.216	
6 -	35.019	90.1	49.653	77.7	26.065	112.2	1:50.737 (2)	79.10	0.317	18:27:40.953	

P22	37 T1	Ken ANGELL				BMW 328i					
IDEAL LAP TIME : 1:50.862		BEST LAP TIME : 1:51.575				DIFFERENCE : 0.713					
LAP	SECTOR 1		SECTOR 2		SECTOR 3		LAP TIME	MPH	DIFF	TIME OF DAY	
1 -		87.1	53.137	77.4	27.531	110.5	2:06.102	69.46	14.527	18:18:24.084	
2 -	35.596	89.0	50.108	80.2	27.372	111.1	1:53.076	77.46	1.501	18:20:17.160	
3 -	35.050	87.6	49.789	79.0	27.083	111.4	1:51.922 (3)	78.26	0.347	18:22:09.082	
4 -	34.970	87.8	50.419	79.4	26.515	112.4	1:51.904 (2)	78.27	0.329	18:24:00.986	
5 -	35.347	87.8	49.443	79.7	26.785	111.4	1:51.575 (1)	78.51		18:25:52.561	
6 -	34.904	87.4	49.940	79.5	27.107	106.5	1:51.951	78.24	0.376	18:27:44.512	

P23	6 T2	James ALFORD				Renault Clio 172 Cup					
IDEAL LAP TIME : 1:50.339		BEST LAP TIME : 1:51.139				DIFFERENCE : 0.800					
LAP	SECTOR 1		SECTOR 2		SECTOR 3		LAP TIME	MPH	DIFF	TIME OF DAY	
1 -		83.2	53.298	69.4	27.660	108.4	2:07.137	68.90	15.998	18:18:25.119	
2 -	35.903	84.4	51.325	78.6	26.625	108.4	1:53.853	76.93	2.714	18:20:18.972	
3 -	34.222	86.3	50.532	77.1	26.609	108.2	1:51.363 (2)	78.66	0.224	18:22:10.335	
4 -	34.703	86.3	50.002	79.7	26.434	108.9	1:51.139 (1)	78.81		18:24:01.474	
5 -	35.952	81.4	49.683	82.6	26.584	107.7	1:52.219	78.06	1.080	18:25:53.693	
6 -	34.931	86.1	49.856	81.8	26.749	107.5	1:51.536 (3)	78.53	0.397	18:27:45.229	

Weather / Track : Cloudy / Dry

Brands Hatch GP

Circuit Length = 2.4332 miles

Start: 18:16 Flag 18:26 End: 18:28

MN Saloons & Cannon's Tin Tops

RACE 14 - SECTOR ANALYSIS

SECTOR 1 = FL to I1, SECTOR 2 = I1 to I2, SECTOR 3 = I2 to FL, DIFF = Difference To Personal Best Lap

P24 199 T1		Rober HOSIER					Seat Leon				
IDEAL LAP TIME : 1:49.336		BEST LAP TIME : 1:49.440					DIFFERENCE : 0.104				
LAP	SECTOR 1	SECTOR 2		SECTOR 3		LAP TIME	MPH	DIFF	TIME OF DAY		
1 -		80.6	53.424	67.0	27.215	109.6	2:06.305	69.35	16.865	18:18:24.287	
2 -	35.573	89.3	51.087	77.3	26.421	111.6	1:53.081	77.46	3.641	18:20:17.368	
3 -	34.515	90.9	49.302	73.7	25.803	111.2	1:49.620 (2)	79.91	0.180	18:22:06.988	
4 -	34.461	87.3	50.835	76.6	25.885	112.9	1:51.181 (3)	78.78	1.741	18:23:58.169	
5 -	34.231	88.1	49.370	71.3	25.839	114.5	1:49.440 (1)	80.04		18:25:47.609	
6 -	53.543	91.8	49.673	75.1	26.034	110.1	2:09.250	67.77	19.810	18:27:56.859	

P25 77 T3		Chris BICKNELL					Citroen Saxo				
IDEAL LAP TIME : 1:58.839		BEST LAP TIME : 1:59.816					DIFFERENCE : 0.977				
LAP	SECTOR 1	SECTOR 2		SECTOR 3		LAP TIME	MPH	DIFF	TIME OF DAY		
1 -		74.9	54.493	72.7	28.106		2:10.576	67.08	10.760	18:18:28.558	
2 -	36.281	77.2	55.141	72.4	28.394		1:59.816 (1)	73.11		18:20:28.374	
3 -	36.711	73.9	54.772	73.7	28.586	92.8	2:00.069 (3)	72.95	0.253	18:22:28.443	
4 -	36.603	75.9	54.452	71.3	28.775		1:59.830 (2)	73.10	0.014	18:24:28.273	
5 -	42.439	73.3	55.186	71.7	29.035	93.2	2:06.660	69.16	6.844	18:26:34.933	

P26 26 TP		Alan BRECK					VW Golf MK2				
IDEAL LAP TIME : 2:06.701		BEST LAP TIME : 2:07.604					DIFFERENCE : 0.903				
LAP	SECTOR 1	SECTOR 2		SECTOR 3		LAP TIME	MPH	DIFF	TIME OF DAY		
1 -		76.0	57.724	70.9	30.247	96.0	2:16.662	64.09	9.058	18:18:34.644	
2 -	38.922	77.0	58.201	69.6	30.481	95.8	2:07.604 (1)	68.64		18:20:42.248	
3 -	39.821	77.0	58.674	71.2	30.352	94.7	2:08.847	67.98	1.243	18:22:51.095	
4 -	39.120	76.7	58.399	66.5	30.785	95.8	2:08.304 (3)	68.27	0.700	18:24:59.399	
5 -	39.013	75.9	58.760	69.6	30.055	96.8	2:07.828 (2)	68.52	0.224	18:27:07.227	

P27 32 A		Adam MEW					Ford Escort				
IDEAL LAP TIME : 1:46.745		BEST LAP TIME : 1:46.858					DIFFERENCE : 0.113				
LAP	SECTOR 1	SECTOR 2		SECTOR 3		LAP TIME	MPH	DIFF	TIME OF DAY		
1 -		85.9	52.200	74.3	26.280	118.1	2:01.390 (3)	72.16	14.532	18:18:19.372	
2 -	35.778	85.2	48.690	75.5	24.948	122.0	1:49.416 (2)	80.05	2.558	18:20:08.788	
3 -	34.107	93.4	47.789	78.9	24.962	117.9	1:46.858 (1)	81.97		18:21:55.646	

P28 33 A		Paul NEVILL					Ford Escort RS Cosworth				
IDEAL LAP TIME :		BEST LAP TIME :					DIFFERENCE :				
LAP	SECTOR 1	SECTOR 2		SECTOR 3		LAP TIME	MPH	DIFF	TIME OF DAY		
1 -	OUTLAP	49.8	1:16.506	55.5	IN PIT		3:10.444 P	45.99		18:19:28.426	

MN Saloons & Cannon's Tin Tops

RACE 14 - BEST SECTORS

SECTOR 1			SECTOR 2			SECTOR 3			IDEAL / BEST COMPARISON						
POS	NO	NAME	TIME	NO	NAME	TIME	NO	NAME	TIME	POS	NO	NAME	IDEAL	BEST	DIFF
													PERFECT LAP	1:37.680	
1	28	WISE	31.132	18	THOMSON	43.575	25	COWAN	22.973	1	25	COWAN	1:38.325	1:38.627	0.302
2	44	BIRLEY	31.294	25	COWAN	43.600	28	WISE	23.422	2	44	BIRLEY	1:38.584	1:38.787	0.203
3	25	COWAN	31.752	44	BIRLEY	43.621	18	THOMSON	23.583	3	28	WISE	1:38.738	1:38.738	0.000
4	18	THOMSON	32.130	28	WISE	44.184	44	BIRLEY	23.669	4	18	THOMSON	1:39.288	1:39.861	0.573
5	4	ROSS	32.390	4	ROSS	46.108	27	CHRISTOFOROU	24.073	5	15	CROWHURST	1:43.049	1:43.373	0.324
6	17	SKELTON	32.420	15	CROWHURST	46.151	11	CRIPPS	24.168	6	89	CHITTENDEN	1:43.195	1:43.438	0.243
7	89	CHITTENDEN	32.552	13	GRANT	46.159	17	SKELTON	24.226	7	4	ROSS	1:43.224	1:43.374	0.150
8	11	CRIPPS	32.632	89	CHITTENDEN	46.315	15	CROWHURST	24.239	8	17	SKELTON	1:43.497	1:44.081	0.584
9	15	CROWHURST	32.659	54	BANHAM	46.617	89	CHITTENDEN	24.328	9	27	CHRISTOFOROU	1:43.589	1:43.589	0.000
10	27	CHRISTOFOROU	32.729	27	CHRISTOFOROU	46.787	45	SCOTT	24.333	10	11	CRIPPS	1:43.704	1:44.435	0.731
11	54	BANHAM	33.064	17	SKELTON	46.851	54	BANHAM	24.383	11	13	GRANT	1:44.011	1:44.659	0.648
12	38	PIPE	33.077	11	CRIPPS	46.904	13	GRANT	24.596	12	54	BANHAM	1:44.064	1:44.662	0.598
13	13	GRANT	33.256	97	WOODS-DEAN	47.036	4	ROSS	24.726	13	45	SCOTT	1:44.727	1:45.494	0.767
14	45	SCOTT	33.339	45	SCOTT	47.055	32	MEW	24.948	14	38	PIPE	1:45.729	1:46.094	0.365
15	98	CHARLTON	33.448	34	DANN	47.146	38	PIPE	25.127	15	34	DANN	1:45.880	1:46.883	1.003
16	34	DANN	33.536	38	PIPE	47.525	34	DANN	25.198	16	97	WOODS-DEAN	1:46.091	1:46.259	0.168
17	97	WOODS-DEAN	33.608	98	CHARLTON	47.760	98	CHARLTON	25.305	17	98	CHARLTON	1:46.513	1:46.532	0.019
18	32	MEW	34.008	32	MEW	47.789	22	BICKNELL	25.408	18	32	MEW	1:46.745	1:46.858	0.113
19	52	FISHER	34.142	24	CASSAR	48.238	97	WOODS-DEAN	25.447	19	52	FISHER	1:48.278	1:48.278	0.000
20	6	ALFORD	34.222	52	FISHER	48.323	199	HOSIER	25.803	20	24	CASSAR	1:48.367	1:48.530	0.163
21	199	HOSIER	34.231	22	BICKNELL	48.708	52	FISHER	25.813	21	22	BICKNELL	1:48.822	1:49.999	1.177
22	24	CASSAR	34.273	199	HOSIER	49.302	24	CASSAR	25.856	22	199	HOSIER	1:49.336	1:49.440	0.104
23	5	HOPE	34.298	37	ANGELL	49.443	5	HOPE	25.981	23	5	HOPE	1:49.727	1:50.420	0.693
24	22	BICKNELL	34.706	5	HOPE	49.448	6	ALFORD	26.434	24	6	ALFORD	1:50.339	1:51.139	0.800
25	37	ANGELL	34.904	6	ALFORD	49.683	37	ANGELL	26.515	25	37	ANGELL	1:50.862	1:51.575	0.713
26	77	BICKNELL	36.281	77	BICKNELL	54.452	77	BICKNELL	28.106	26	77	BICKNELL	1:58.839	1:59.816	0.977
27	26	BRECK	38.922	26	BRECK	57.724	26	BRECK	30.055	27	26	BRECK	2:06.701	2:07.604	0.903
28				33	NEVILL	1:16.506				28	33	NEVILL			

Weather / Track : Cloudy / Dry

Brands Hatch GP

Circuit Length = 2.4332 miles

Start: 18:16 Flag 18:26 End: 18:28

Results can be found at www.tsl-timing.com

Printed - 18:29 Sunday, 17 April 2016

MN Saloons & Cannon's Tin Tops

RACE 14 - BEST SPEEDS

POS	INTERMEDIATE 1			INTERMEDIATE 2			FINISH LINE		
	NO	NAME	MPH	NO	NAME	MPH	NO	NAME	MPH
1	28	WISE	105.8	28	WISE	89.5	28	WISE	136.3
2	18	THOMSON	100.6	4	ROSS	88.6	44	BIRLEY	135.5
3	25	COWAN	100.3	18	THOMSON	87.1	25	COWAN	135.2
4	54	BANHAM	97.5	25	COWAN	86.3	17	SKELTON	131.0
5	17	SKELTON	97.3	54	BANHAM	86.1	11	CRIPPS	125.4
6	27	CHRISTOFOROU	97.2	11	CRIPPS	85.8	15	CROWHURST	124.2
7	15	CROWHURST	96.8	89	CHITTENDEN	85.2	27	CHRISTOFOROU	123.8
8	44	BIRLEY	96.1	38	PIPE	84.8	18	THOMSON	123.8
9	97	WOODS-DEAN	96.1	97	WOODS-DEAN	84.7	54	BANHAM	123.3
10	11	CRIPPS	95.7	15	CROWHURST	84.6	13	GRANT	122.9
11	98	CHARLTON	95.1	6	ALFORD	82.6	34	DANN	122.2
12	13	GRANT	94.9	44	BIRLEY	82.5	98	CHARLTON	122.2
13	32	MEW	94.2	13	GRANT	81.0	32	MEW	122.0
14	4	ROSS	93.5	37	ANGELL	80.2	89	CHITTENDEN	121.5
15	45	SCOTT	93.0	17	SKELTON	80.2	45	SCOTT	120.2
16	89	CHITTENDEN	92.6	52	FISHER	79.9	22	BICKNELL	117.9
17	38	PIPE	92.6	32	MEW	78.9	97	WOODS-DEAN	116.9
18	24	CASSAR	92.3	98	CHARLTON	78.5	38	PIPE	116.5
19	199	HOSIER	91.8	45	SCOTT	78.3	4	ROSS	114.9
20	22	BICKNELL	91.1	34	DANN	77.8	52	FISHER	114.7
21	5	HOPE	90.1	5	HOPE	77.7	199	HOSIER	114.5
22	34	DANN	89.8	27	CHRISTOFOROU	77.4	24	CASSAR	114.5
23	52	FISHER	89.1	199	HOSIER	77.3	5	HOPE	113.9
24	37	ANGELL	89.0	24	CASSAR	77.2	37	ANGELL	112.4
25	6	ALFORD	86.3	22	BICKNELL	74.8	6	ALFORD	108.9
26	77	BICKNELL	77.2	77	BICKNELL	73.7	26	BRECK	96.8
27	26	BRECK	77.0	26	BRECK	71.2	77	BICKNELL	93.2
28	33	NEVILL	49.8	33	NEVILL	55.5			

Weather / Track : Cloudy / Dry

Results can be found at www.tsl-timing.com

Brands Hatch GP
Circuit Length = 2.4332 miles
Start: 18:16 Flag 18:26 End: 18:28

Printed - 18:29 Sunday, 17 April 2016

MN Saloons & Cannon's Tin Tops

RACE 14 - LAP CHART

LAP 1 @ 18:18:03.479			LAP 2 @ 18:19:43.264			LAP 3 @ 18:21:22.051			LAP 4 @ 18:23:01.985			LAP 5 @ 18:24:43.232		
NO	BEHIND	LAP TIME	NO	BEHIND	LAP TIME	NO	BEHIND	LAP TIME	NO	BEHIND	LAP TIME	NO	BEHIND	LAP TIME
44		1:45.497	44		1:39.785	44		1:38.787	44		1:39.934	44		1:41.247
28	1.709	1:47.206	28	3.353	1:41.429	28	5.354	1:40.788	28	5.490	1:40.070	28	4.965	1:40.722
17	3.363	1:48.860	17	7.906	1:44.328	18	13.883	1:43.653	18	14.780	1:40.831	25	13.226	1:39.248
18	6.427	1:51.924	25	8.873	1:42.074	25	14.410	1:44.324	25	15.225	1:40.749	18	13.394	1:39.861
25	6.584	1:52.081	18	9.017	1:42.375	17	15.060	1:45.941	17	19.552	1:44.426	26	1 Lap	2:08.304
27	8.958	1:54.455	27	13.571	1:44.398	27	20.372	1:45.588	27	25.477	1:45.039	17	22.386	1:44.081
97	10.547	1:56.044	11	16.872	1:45.479	11	24.310	1:46.225	15	28.643	1:44.108	27	29.722	1:45.492
11	11.178	1:56.675	97	17.021	1:46.259	15	24.469	1:45.071	11	29.323	1:44.947	15	30.910	1:43.514
15	12.281	1:57.778	15	18.185	1:45.689	97	24.956	1:46.722	89	29.999	1:44.873	89	32.190	1:43.438
89	12.485	1:57.982	89	18.626	1:45.926	89	25.060	1:45.221	97	35.288	1:50.266	11	32.511	1:44.435
38	14.892	2:00.389	38	21.914	1:46.807	38	29.355	1:46.228	38	35.515	1:46.094	45	40.435	1:46.143
54	15.103	2:00.600	45	22.469	1:47.052	45	29.976	1:46.294	45	35.539	1:45.497	13	40.589	1:45.959
45	15.202	2:00.699	54	24.101	1:48.783	13	30.876	1:45.364	13	35.877	1:44.935	38	41.511	1:47.243
13	15.529	2:01.026	13	24.299	1:48.555	54	32.367	1:47.053	54	37.095	1:44.662	54	41.780	1:45.932
4	15.807	2:01.304	4	25.152	1:49.130	4	33.000	1:46.635	4	42.709	1:49.643	4	45.083	1:43.621
32	15.893	2:01.390	32	25.524	1:49.416	32	33.595	1:46.858	34	45.799	1:47.462	97	45.293	1:51.252
24	16.377	2:01.874	24	27.024	1:50.432	24	36.767	1:48.530	24	45.853	1:49.020	98	53.449	1:47.879
22	17.820	2:03.317	34	30.175	1:51.034	34	38.271	1:46.883	98	46.817	1:46.532	34	54.094	1:49.542
34	18.926	2:04.423	22	30.355	1:52.320	98	40.219	1:48.144	22	55.300	1:51.107	24	54.139	1:49.533
5	19.898	2:05.395	98	30.862	1:49.857	22	44.127	1:52.559	199	56.184	1:51.181	199	1:04.377	1:49.440
37	20.605	2:06.102	5	32.712	1:52.599	199	44.937	1:49.620	5	57.811	1:51.763	22	1:04.527	1:50.474
98	20.790	2:06.287	37	33.896	1:53.076	5	45.982	1:52.057	52	58.034	1:51.697	52	1:05.065	1:48.278
199	20.808	2:06.305	199	34.104	1:53.081	52	46.271	1:50.690	37	59.001	1:51.904	5	1:06.984	1:50.420
6	21.640	2:07.137	52	34.368	1:52.315	37	47.031	1:51.922	6	59.489	1:51.139	37	1:09.329	1:51.575
52	21.838	2:07.335	6	35.708	1:53.853	6	48.284	1:51.363	77	1:26.288	1:59.830	6	1:10.461	1:52.219
77	25.079	2:10.576	77	45.110	1:59.816	77	1:06.392	2:00.069						
26	31.165	2:16.662	26	58.984	2:07.604	26	1:29.044	2:08.847						
33	1:24.947	3:10.444 P												

Weather / Track : Cloudy / Dry

Brands Hatch GP

Circuit Length = 2.4332 miles

Start: 18:16 Flag 18:26 End: 18:28

MN Saloons & Cannon's Tin Tops

RACE 14 - LAP CHART

LAP 6 @ 18:26:24.451

NO	BEHIND	LAP TIME
44		1:41.219
28	2.484	1:38.738
77	1 Lap	2:06.660
25	10.634	1:38.627
18	15.764	1:43.589
17	25.737	1:44.570
27	32.092	1:43.589
15	33.064	1:43.373
89	34.426	1:43.455
11	37.214	1:45.922
26	1 Lap	2:07.828
13	44.029	1:44.659
45	44.710	1:45.494
54	45.491	1:44.930
4	47.238	1:43.374
38	47.943	1:47.651
97	53.063	1:48.989
34	1:00.096	1:47.221
98	1:00.126	1:47.896
24	1:02.666	1:49.746
22	1:13.307	1:49.999
52	1:13.318	1:49.472
5	1:16.502	1:50.737
37	1:20.061	1:51.951
6	1:20.778	1:51.536
199	1:32.408	2:09.250

Weather / Track : Cloudy / Dry

Results can be found at www.tsl-timing.com

Page 2 of 2

Brands Hatch GP
Circuit Length = 2.4332 miles
Start: 18:16 Flag 18:26 End: 18:28

Printed - 18:30 Sunday, 17 April 2016

MN Saloons & Cannon's Tin Tops

RACE 14 - POSITION CHART

No	Name	Lap Pos	Lap					
			1	2	3	4	5	6
44	BIRLEY	1	44	44	44	44	44	44
28	WISE	2	28	28	28	28	28	28
18	THOMSON	3	17	17	18	18	25	25
25	COWAN	4	18	25	25	25	18	18
17	SKELTON	5	25	18	17	17	17	17
27	CHRISTOFOROU	6	27	27	27	27	27	27
97	WOODS-DEAN	7	97	11	11	15	15	15
54	BANHAM	8	11	97	15	11	89	89
89	CHITTENDEN	9	15	15	97	89	11	11
4	ROSS	10	89	89	89	97	45	13
11	CRIPPS	11	38	38	38	38	13	45
15	CROWHURST	12	54	45	45	45	38	54
45	SCOTT	13	45	54	13	13	54	4
38	PIPE	14	13	13	54	54	4	38
22	BICKNELL	15	4	4	4	4	97	97
32	MEW	16	32	32	32	34	98	34
34	DANN	17	24	24	24	24	34	98
13	GRANT	18	22	34	34	98	24	24
33	NEVILL	19	34	22	98	22	199	22
98	CHARLTON	20	5	98	22	199	22	52
24	CASSAR	21	37	5	199	5	52	5
199	HOSIER	22	98	37	5	52	5	37
5	HOPE	23	199	199	52	37	37	6
52	FISHER	24	6	52	37	6	6	199
37	ANGELL	25	52	6	6	77	77	
6	ALFORD	26	77	77	77	26	26	
26	BRECK	27	26	26	26			
77	BICKNELL	28	33					

Weather / Track : Cloudy / Dry

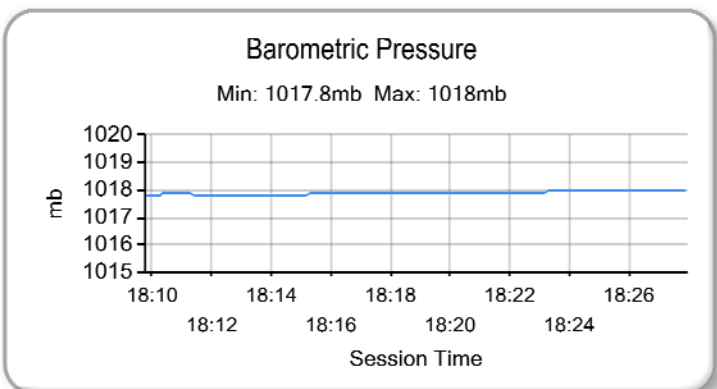
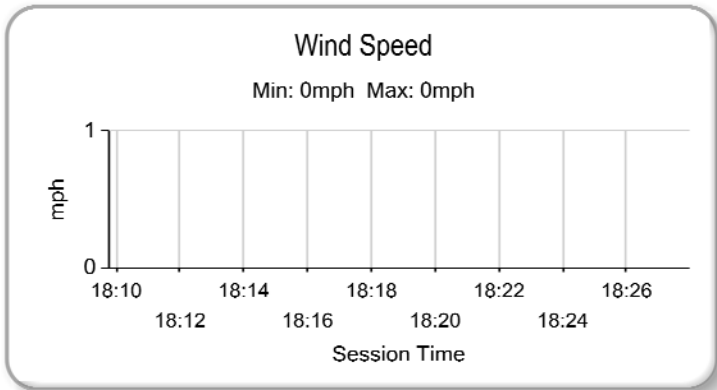
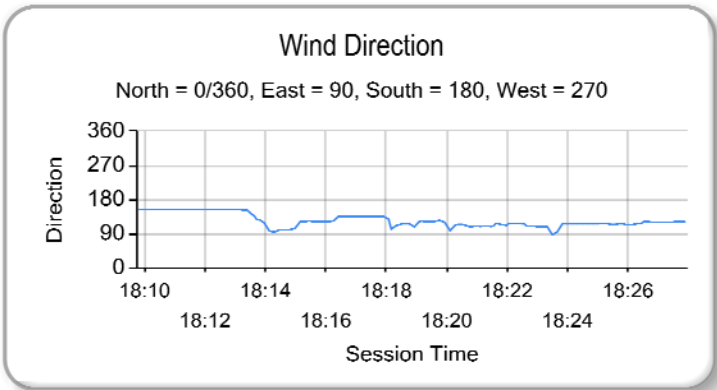
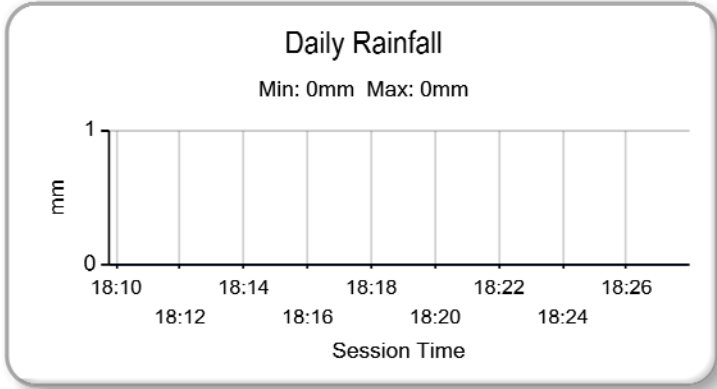
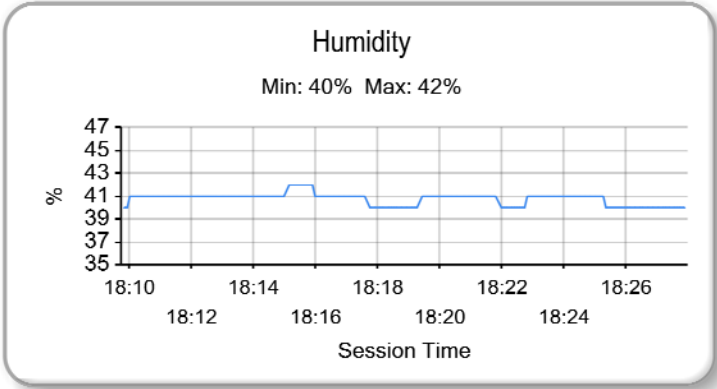
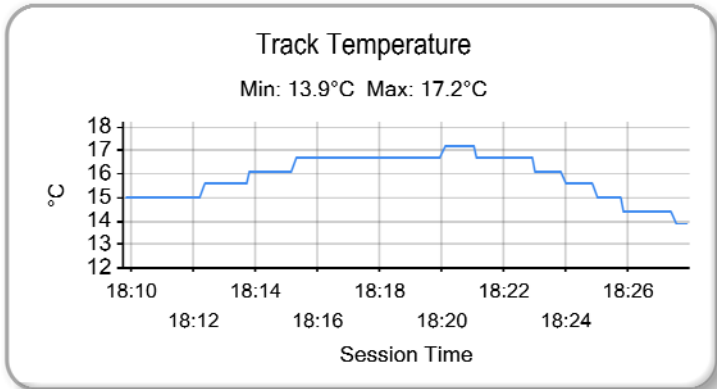
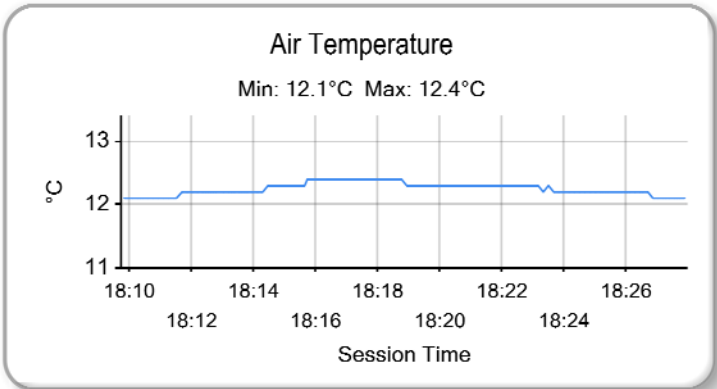
Results can be found at www.tsl-timing.com

Brands Hatch GP
 Circuit Length = 2.4332 miles
 Start: 18:16 Flag 18:26 End: 18:28

Printed - 18:30 Sunday, 17 April 2016

MN Saloons & Cannon's Tin Tops

RACE 14 - WEATHER CONDITIONS



Weather / Track : Cloudy / Dry

Results can be found at www.tsl-timing.com

Brands Hatch GP
 Circuit Length = 2.4332 miles
 Start: 18:16 Flag 18:26 End: 18:28

Printed - 18:31 Sunday, 17 April 2016