



CANNONS MOTOR SPARES TIN TOP CHAMPIONSHIP

Brands Hatch Indy Circuit

29th & 30th August 2015



Results Provided by Timing Solutions Ltd
www.tsl-timing.com

Cannons Motor Spares Tin Top Championship

QUALIFYING - RACE 7 - CLASSIFICATION

POS	NO	CL	PIC NAME	ENTRY	TIME	ON	LAPS	GAP	DIFF	MPH
1	44	T2	1 Rod BIRLEY	Honda Integra	57.515	2	11			75.60
2	72	T1	1 Tom BRIDGER	Rover 220 Turbo	57.784	14	14	0.269	0.269	75.25
3	55	T2	2 Chris WHITEMAN	Honda Civic Type R	59.156	2	7	1.641	1.372	73.51
4	61	TP	1 Cliff PELLIN	Ford Fiesta ST150	59.451	2	5	1.936	0.295	73.14
5	33	T2	3 Chris BASSETT	Peugeot 205 GTi	59.815	13	14	2.300	0.364	72.70
6	18	T2	4 Carey LEWIS	Honda Civic Type R	1:00.070	3	5	2.555	0.255	72.39
7	69	T1	2 Barnaby DAVIES	Toyota Starlet GT	1:00.114	14	14	2.599	0.044	72.33
8	11	TP	2 Daniel ADAMS	Proton Satria	1:00.232	2	13	2.717	0.118	72.19
9	5	T3	1 Ryan STEEL	Citroen Saxo	1:00.552	2	14	3.037	0.320	71.81
10	79	T3	2 Mikey DAY	Citroen Saxo	1:01.307	3	14	3.792	0.755	70.93
11	12	T3	3 Chris BROWN	Ford Fiesta XR2	1:01.710	2	10	4.195	0.403	70.46
12	78	T3	4 Steve EVERSON	Citroen Saxo	1:02.312	2	14	4.797	0.602	69.78
13	75	T3	5 Ben FORBES	Citroen Saxo	1:02.439	2	9	4.924	0.127	69.64
14	6	TP	3 James ALFORD	Renault Clio 172 Cup	1:03.089	2	5	5.574	0.650	68.92
15	27	T3	6 Dominic RYAN	Ford Fiesta ZetecS	1:03.153	14	14	5.638	0.064	68.85
16	91	T1	3 Oliver DAVIES	Toyota Starlet GT	1:03.452	13	13	5.937	0.299	68.53
17	37	T1	4 Ken ANGELL	BMW E36 328i	1:03.854	2	5	6.339	0.402	68.10
18	50	T3	7 Kieron LEHANE	Citroen Saxo	1:05.271	2	13	7.756	1.417	66.62
19	38	T1	5 Matthew SMITH	BMW 528i	1:05.272	13	13	7.757	0.001	66.62
20	10	T3	8 Terry WALLER	Peugeot 205 GTi	1:06.220	13	13	8.705	0.948	65.66
21	132	TP	4 Adrian MATTHEWS	Ford Puma	1:06.458	2	13	8.943	0.238	65.43

Car 12 - Intermittent transponder stopped working after pit stop - Please check fitting

Weather / Track : Drizzle / Damp

These results are provisional until the conclusion of any judicial and technical matters.

Brands Hatch Indy

Circuit Length = 1.2079 miles

Start: 16:57 Flag 17:12 End: 17:14

Clerk Of Course :

Timekeeper :

Cannons Motor Spares Tin Top Championship

QUALIFYING - RACE 7 - LAP ANALYSIS

DIFF = Difference To Personal Best Lap

P1 44 Rod BIRLEY				
LAP	LAP TIME	DIFF	MPH	TIME OF DAY
1 -	1:04.776	7.261	67.13	16:58:53.326
2 -	57.515 (1)		75.60	16:59:50.841
3 -	57.917 (2)	0.402	75.08	17:00:48.758
4 -	59.101 (3)	1.586	73.57	17:01:47.859
5 -	3:35.024 P	2:37.509	20.22	17:05:22.883
6 -	1:10.969	13.454	61.27	17:06:33.852
7 -	1:04.776	7.261	67.13	17:07:38.628
8 -	1:03.547	6.032	68.43	17:08:42.175
9 -	1:02.585	5.070	69.48	17:09:44.760
10 -	1:01.810	4.295	70.35	17:10:46.570
11 -	1:01.206	3.691	71.04	17:11:47.776

P2 72 Tom BRIDGER				
LAP	LAP TIME	DIFF	MPH	TIME OF DAY
1 -	1:10.485	12.701	61.69	16:59:27.123
2 -	1:05.412	7.628	66.48	17:00:32.535
3 -	1:02.242	4.458	69.86	17:01:34.777
4 -	1:04.071	6.287	67.87	17:02:38.848
5 -	1:04.894	7.110	67.01	17:03:43.742
6 -	1:05.660	7.876	66.22	17:04:49.402
7 -	1:05.024	7.240	66.87	17:05:54.426
8 -	1:04.433	6.649	67.49	17:06:58.859
9 -	1:03.239	5.455	68.76	17:08:02.098
10 -	1:02.401	4.617	69.68	17:09:04.499
11 -	1:00.857	3.073	71.45	17:10:05.356
12 -	59.669 (3)	1.885	72.87	17:11:05.025
13 -	58.717 (2)	0.933	74.06	17:12:03.742
14 -	57.784 (1)		75.25	17:13:01.526

P3 55 Chris WHITEMAN				
LAP	LAP TIME	DIFF	MPH	TIME OF DAY
1 -	1:07.278	8.122	64.63	16:59:27.196
2 -	59.156 (1)		73.51	17:00:26.352
3 -	1:02.273 (2)	3.117	69.83	17:01:28.625
4 -	1:02.293 (3)	3.137	69.80	17:02:30.918
5 -	1:04.443	5.287	67.47	17:03:35.361
6 -	1:06.774	7.618	65.12	17:04:42.135
7 -	1:28.622	29.466	49.06	17:06:10.757

P4 61 Cliff PELLIN				
LAP	LAP TIME	DIFF	MPH	TIME OF DAY
1 -	1:07.655	8.204	64.27	16:59:05.446
2 -	59.451 (1)		73.14	17:00:04.897
3 -	1:00.025 (2)	0.574	72.44	17:01:04.922
4 -	1:02.949 (3)	3.498	69.08	17:02:07.871
5 -	1:06.247	6.796	65.64	17:03:14.118

P5 33 Chris BASSETT				
LAP	LAP TIME	DIFF	MPH	TIME OF DAY
1 -	1:07.417	7.602	64.50	16:59:13.441
2 -	1:00.112 (3)	0.297	72.34	17:00:13.553
3 -	59.863 (2)	0.048	72.64	17:01:13.416
4 -	1:02.404	2.589	69.68	17:02:15.820
5 -	1:04.202	4.387	67.73	17:03:20.022
6 -	1:05.586	5.771	66.30	17:04:25.608
7 -	1:05.466	5.651	66.42	17:05:31.074
8 -	1:04.743	4.928	67.16	17:06:35.817
9 -	1:04.187	4.372	67.74	17:07:40.004

DIFF = Difference To Personal Best Lap

10 -	1:02.659	2.844	69.40	17:08:42.663
11 -	1:02.957	3.142	69.07	17:09:45.620
12 -	1:03.060	3.245	68.95	17:10:48.680
13 -	59.815 (1)		72.70	17:11:48.495
14 -	1:00.326	0.511	72.08	17:12:48.821

P6 18 Carey LEWIS				
LAP	LAP TIME	DIFF	MPH	TIME OF DAY
1 -	1:07.664	7.594	64.26	16:59:03.421
2 -	1:02.462 (3)	2.392	69.61	17:00:05.883
3 -	1:00.070 (1)		72.39	17:01:05.953
4 -	1:01.766 (2)	1.696	70.40	17:02:07.719
5 -	2:25.907 P	1:25.837	29.80	17:04:33.626

P7 69 Barnaby DAVIES				
LAP	LAP TIME	DIFF	MPH	TIME OF DAY
1 -	1:08.061	7.947	63.89	16:59:29.212
2 -	1:01.368 (3)	1.254	70.86	17:00:30.580
3 -	1:01.656	1.542	70.53	17:01:32.236
4 -	1:04.418	4.304	67.50	17:02:36.654
5 -	1:05.579	5.465	66.31	17:03:42.233
6 -	1:07.371	7.257	64.54	17:04:49.604
7 -	1:06.652	6.538	65.24	17:05:56.256
8 -	1:06.260	6.146	65.62	17:07:02.516
9 -	1:05.424	5.310	66.46	17:08:07.940
10 -	1:21.324	21.210	53.47	17:09:29.264
11 -	1:04.018	3.904	67.92	17:10:33.282
12 -	1:02.054	1.940	70.07	17:11:35.336
13 -	1:00.215 (2)	0.101	72.21	17:12:35.551
14 -	1:00.114 (1)		72.33	17:13:35.665

P8 11 Daniel ADAMS				
LAP	LAP TIME	DIFF	MPH	TIME OF DAY
1 -	1:12.019	11.787	60.38	16:59:23.054
2 -	1:00.232 (1)		72.19	17:00:23.286
3 -	1:04.524	4.292	67.39	17:01:27.810
4 -	1:07.856	7.624	64.08	17:02:35.666
5 -	1:08.370	8.138	63.60	17:03:44.036
6 -	1:08.071	7.839	63.88	17:04:52.107
7 -	1:07.089	6.857	64.81	17:05:59.196
8 -	1:08.172	7.940	63.78	17:07:07.368
9 -	1:15.546	15.314	57.56	17:08:22.914
10 -	1:06.038	5.806	65.85	17:09:28.952
11 -	1:04.782	4.550	67.12	17:10:33.734
12 -	1:04.436 (3)	4.204	67.48	17:11:38.170
13 -	1:03.158 (2)	2.926	68.85	17:12:41.328

P9 5 Ryan STEEL				
LAP	LAP TIME	DIFF	MPH	TIME OF DAY
1 -	1:08.415	7.863	63.56	16:59:15.944
2 -	1:00.552 (1)		71.81	17:00:16.496
3 -	1:03.635	3.083	68.33	17:01:20.131
4 -	1:05.417	4.865	66.47	17:02:25.548
5 -	1:06.923	6.371	64.97	17:03:32.471
6 -	1:11.605	11.053	60.73	17:04:44.076
7 -	1:09.541	8.989	62.53	17:05:53.617
8 -	1:08.873	8.321	63.13	17:07:02.490
9 -	1:07.778	7.226	64.15	17:08:10.268
10 -	1:07.573	7.021	64.35	17:09:17.841
11 -	1:05.403	4.851	66.48	17:10:23.244
12 -	1:04.237	3.685	67.69	17:11:27.481

Weather / Track : Drizzle / Damp

Brands Hatch Indy
Circuit Length = 1.2079 miles
Start: 16:57 Flag 17:12 End: 17:14

Cannons Motor Spares Tin Top Championship

QUALIFYING - RACE 7 - LAP ANALYSIS

DIFF = Difference To Personal Best Lap

13 -	1:03.046 (3)	2.494	68.97	17:12:30.527
14 -	1:02.696 (2)	2.144	69.36	17:13:33.223

P10 79 Mikey DAY				
LAP	LAP TIME	DIFF	MPH	TIME OF DAY
1 -	1:06.035	4.728	65.85	16:59:09.508
2 -	1:01.937 (2)	0.630	70.21	17:00:11.445
3 -	1:01.307 (1)		70.93	17:01:12.752
4 -	1:05.188	3.881	66.70	17:02:17.940
5 -	1:06.687	5.380	65.20	17:03:24.627
6 -	1:20.341	19.034	54.12	17:04:44.968
7 -	1:15.353	14.046	57.70	17:06:00.321
8 -	1:07.928	6.621	64.01	17:07:08.249
9 -	1:06.851	5.544	65.04	17:08:15.100
10 -	1:07.134	5.827	64.77	17:09:22.234
11 -	1:05.307	4.000	66.58	17:10:27.541
12 -	1:04.116	2.809	67.82	17:11:31.657
13 -	1:02.746	1.439	69.30	17:12:34.403
14 -	1:02.292 (3)	0.985	69.80	17:13:36.695

P11 12 Chris BROWN				
LAP	LAP TIME	DIFF	MPH	TIME OF DAY
1 -	1:09.134	7.424	62.90	16:59:05.883
2 -	1:01.710 (1)		70.46	17:00:07.593
3 -	1:02.615 (2)	0.905	69.44	17:01:10.208
4 -	5:04.592 P	4:02.882	14.27	17:06:14.800
5 -	1:13.800	12.090	58.92	17:07:28.600
6 -	1:09.247	7.537	62.79	17:08:37.847
7 -	1:06.574	4.864	65.31	17:09:44.421
8 -	1:06.404	4.694	65.48	17:10:50.825
9 -	1:04.124	2.414	67.81	17:11:54.949
10 -	1:03.020 (3)	1.310	69.00	17:12:57.969

P12 78 Steve EVERSON				
LAP	LAP TIME	DIFF	MPH	TIME OF DAY
1 -	1:09.071	6.759	62.95	16:59:14.116
2 -	1:02.312 (1)		69.78	17:00:16.428
3 -	1:04.540	2.228	67.37	17:01:20.968
4 -	1:05.340	3.028	66.55	17:02:26.308
5 -	1:08.994	6.682	63.02	17:03:35.302
6 -	1:09.572	7.260	62.50	17:04:44.874
7 -	1:09.665	7.353	62.42	17:05:54.539
8 -	1:09.848	7.536	62.25	17:07:04.387
9 -	1:07.261	4.949	64.65	17:08:11.648
10 -	1:07.378	5.066	64.54	17:09:19.026
11 -	1:05.650	3.338	66.23	17:10:24.676
12 -	1:04.439	2.127	67.48	17:11:29.115
13 -	1:03.266 (3)	0.954	68.73	17:12:32.381
14 -	1:02.793 (2)	0.481	69.25	17:13:35.174

P13 75 Ben FORBES				
LAP	LAP TIME	DIFF	MPH	TIME OF DAY
1 -	1:07.880	5.441	64.06	16:59:07.459
2 -	1:02.439 (1)		69.64	17:00:09.898
3 -	1:03.326 (2)	0.887	68.67	17:01:13.224
4 -	1:05.691 (3)	3.252	66.19	17:02:18.915
5 -	1:12.620	10.181	59.88	17:03:31.535
6 -	1:14.431	11.992	58.42	17:04:45.966
7 -	1:09.738	7.299	62.35	17:05:55.704
8 -	1:09.919	7.480	62.19	17:07:05.623
9 -	1:07.322	4.883	64.59	17:08:12.945

DIFF = Difference To Personal Best Lap

P14 6 James ALFORD				
LAP	LAP TIME	DIFF	MPH	TIME OF DAY
1 -	1:09.751	6.662	62.34	16:59:19.643
2 -	1:03.089 (1)		68.92	17:00:22.732
3 -	1:03.749 (2)	0.660	68.21	17:01:26.481
4 -	1:08.030	4.941	63.92	17:02:34.511
5 -	1:07.995 (3)	4.906	63.95	17:03:42.506

P15 27 Dominic RYAN				
LAP	LAP TIME	DIFF	MPH	TIME OF DAY
1 -	1:11.409	8.256	60.89	16:59:13.839
2 -	1:03.523 (2)	0.370	68.45	17:00:17.362
3 -	1:06.851	3.698	65.04	17:01:24.213
4 -	1:06.620	3.467	65.27	17:02:30.833
5 -	1:09.191	6.038	62.84	17:03:40.024
6 -	1:10.016	6.863	62.10	17:04:50.040
7 -	1:08.435	5.282	63.54	17:05:58.475
8 -	1:08.018	4.865	63.93	17:07:06.493
9 -	1:07.535	4.382	64.39	17:08:14.028
10 -	1:07.458	4.305	64.46	17:09:21.486
11 -	1:05.596	2.443	66.29	17:10:27.082
12 -	1:05.053	1.900	66.84	17:11:32.135
13 -	1:03.553 (3)	0.400	68.42	17:12:35.688
14 -	1:03.153 (1)		68.85	17:13:38.841

P16 91 Oliver DAVIES				
LAP	LAP TIME	DIFF	MPH	TIME OF DAY
1 -	1:12.142	8.690	60.27	16:59:24.277
2 -	1:06.198	2.746	65.69	17:00:30.475
3 -	1:05.531 (3)	2.079	66.35	17:01:36.006
4 -	1:10.102	6.650	62.03	17:02:46.108
5 -	1:08.831	5.379	63.17	17:03:54.939
6 -	1:09.138	5.686	62.89	17:05:04.077
7 -	1:10.794	7.342	61.42	17:06:14.871
8 -	1:08.208	4.756	63.75	17:07:23.079
9 -	1:07.394	3.942	64.52	17:08:30.473
10 -	1:06.386	2.934	65.50	17:09:36.859
11 -	1:05.424 (2)	1.972	66.46	17:10:42.283
12 -	1:05.602	2.150	66.28	17:11:47.885
13 -	1:03.452 (1)		68.53	17:12:51.337

P17 37 Ken ANGELL				
LAP	LAP TIME	DIFF	MPH	TIME OF DAY
1 -	1:05.227	1.373	66.66	16:58:55.909
2 -	1:03.854 (1)		68.10	16:59:59.763
3 -	1:05.824 (2)	1.970	66.06	17:01:05.587
4 -	1:07.878 (3)	4.024	64.06	17:02:13.465
5 -	1:11.584	7.730	60.74	17:03:25.049

P18 50 Kieron LEHANE				
LAP	LAP TIME	DIFF	MPH	TIME OF DAY
1 -	1:15.305	10.034	57.74	16:59:33.299
2 -	1:05.271 (1)		66.62	17:00:38.570
3 -	1:05.589 (2)	0.318	66.30	17:01:44.159
4 -	1:11.121	5.850	61.14	17:02:55.280
5 -	1:12.433	7.162	60.03	17:04:07.713
6 -	1:11.214	5.943	61.06	17:05:18.927
7 -	1:15.512	10.241	57.58	17:06:34.439
8 -	1:10.379	5.108	61.78	17:07:44.818

Weather / Track : Drizzle / Damp

Brands Hatch Indy
Circuit Length = 1.2079 miles
Start: 16:57 Flag 17:12 End: 17:14

Cannons Motor Spares Tin Top Championship

QUALIFYING - RACE 7 - LAP ANALYSIS

DIFF = Difference To Personal Best Lap

9 -	1:19.563	14.292	54.65	17:09:04.381
10 -	1:09.102	3.831	62.93	17:10:13.483
11 -	1:08.678	3.407	63.31	17:11:22.161
12 -	1:07.233 (3)	1.962	64.67	17:12:29.394
13 -	1:12.073	6.802	60.33	17:13:41.467

P19 38 Matthew SMITH

LAP	LAP TIME	DIFF	MPH	TIME OF DAY
1 -	1:12.150	6.878	60.27	16:59:13.711
2 -	1:06.027 (3)	0.755	65.86	17:00:19.738
3 -	1:05.965 (2)	0.693	65.92	17:01:25.703
4 -	1:18.532	13.260	55.37	17:02:44.235
5 -	1:10.262	4.990	61.89	17:03:54.497
6 -	1:10.802	5.530	61.41	17:05:05.299
7 -	1:10.884	5.612	61.34	17:06:16.183
8 -	1:08.037	2.765	63.91	17:07:24.220
9 -	1:07.602	2.330	64.32	17:08:31.822
10 -	1:10.266	4.994	61.88	17:09:42.088
11 -	1:10.073	4.801	62.05	17:10:52.161
12 -	1:06.966	1.694	64.93	17:11:59.127
13 -	1:05.272 (1)		66.62	17:13:04.399

P20 10 Terry WALLER

LAP	LAP TIME	DIFF	MPH	TIME OF DAY
1 -	1:11.708	5.488	60.64	16:59:05.217
2 -	1:06.307 (2)	0.087	65.58	17:00:11.524
3 -	1:17.035	10.815	56.44	17:01:28.559
4 -	1:11.409	5.189	60.89	17:02:39.968
5 -	1:12.577	6.357	59.91	17:03:52.545
6 -	1:11.263	5.043	61.02	17:05:03.808
7 -	1:12.733	6.513	59.78	17:06:16.541
8 -	1:13.035	6.815	59.54	17:07:29.576
9 -	1:10.504	4.284	61.67	17:08:40.080
10 -	1:10.110	3.890	62.02	17:09:50.190
11 -	1:07.723	1.503	64.21	17:10:57.913
12 -	1:06.911 (3)	0.691	64.99	17:12:04.824
13 -	1:06.220 (1)		65.66	17:13:11.044

P21 132 Adrian MATTHEWS

LAP	LAP TIME	DIFF	MPH	TIME OF DAY
1 -	1:11.239	4.781	61.04	16:59:06.022
2 -	1:06.458 (1)		65.43	17:00:12.480
3 -	1:11.895	5.437	60.48	17:01:24.375
4 -	1:14.789	8.331	58.14	17:02:39.164
5 -	1:10.658	4.200	61.54	17:03:49.822
6 -	1:10.958	4.500	61.28	17:05:00.780
7 -	1:15.538	9.080	57.56	17:06:16.318
8 -	1:12.131	5.673	60.28	17:07:28.449
9 -	1:10.655	4.197	61.54	17:08:39.104
10 -	1:09.438	2.980	62.62	17:09:48.542
11 -	1:08.419	1.961	63.55	17:10:56.961
12 -	1:06.913 (2)	0.455	64.98	17:12:03.874
13 -	1:08.220 (3)	1.762	63.74	17:13:12.094

Weather / Track : Drizzle / Damp

Results can be found at www.tsl-timing.com


Page 3 of 3

Brands Hatch Indy
Circuit Length = 1.2079 miles
Start: 16:57 Flag 17:12 End: 17:14

Printed - 17:17 Saturday, 29 August 2015

Cannons Motor Spares Tin Top Championship

RACE 7 - GRID (15 minutes)

ROW 11	21	1:06.458 132 Adrian MATTHEWS		
ROW 10	19	1:05.272 38 Matthew SMITH	20	1:06.220 10 Terry WALLER
ROW 9	17	1:03.854 37 Ken ANGELL	18	1:05.271 50 Kieron LEHANE
ROW 8	15	1:03.153 27 Dominic RYAN	16	1:03.452 91 Oliver DAVIES
ROW 7	13	1:02.439 75 Ben FORBES	14	1:03.089 6 James ALFORD
ROW 6	11	1:01.710 12 Chris BROWN	12	1:02.312 78 Steve EVERSON
ROW 5	9	1:00.552 5 Ryan STEEL	10	1:01.307 79 Mikey DAY
ROW 4	7	1:00.114 69 Barnaby DAVIES	8	1:00.232 11 Daniel ADAMS
ROW 3	5	59.815 33 Chris BASSETT	6	1:00.070 18 Carey LEWIS
ROW 2	3	59.156 55 Chris WHITEMAN	4	59.451 61 Cliff PELLIN
ROW 1	1	57.515 44 Rod BIRLEY	2	57.784 72 Tom BRIDGER
Pole				
				

Brands Hatch Indy
Circuit Length = 1.2079 miles

These results are provisional until the conclusion of any judicial and technical matters.

Clerk Of Course :		Timekeeper :
-------------------	--	--------------

Cannons Motor Spares Tin Top Championship

RACE 7 - CLASSIFICATION

POS	NO	CL	PIC NAME	ENTRY	LAPS	TIME	GAP	DIFF	MPH	BEST	ON
1	69	T1	1 Barnaby DAVIES	Toyota Starlet GT	13	15:10.946			62.05	54.209	9
2	72	T1	2 Tom BRIDGER	Rover 220 Turbo	13	15:12.370	1.424	1.424	61.96	54.834	8
3	55	T2	1 Chris WHITEMAN	Honda Civic Type R	13	15:12.780	1.834	0.410	61.93	54.818	9
4	44	T2	2 Rod BIRLEY	Honda Integra	13	15:19.545	8.599	6.765	61.47	55.776	9
5	33	T2	3 Chris BASSETT	Peugeot 205 GTi	13	15:19.999	9.053	0.454	61.44	55.320	10
6	199	T1	3 Bob HOSIER	Seat Leon	13	15:26.476	15.530	6.477	61.01	55.176	6
7	61	TP	1 Cliff PELLIN	Ford Fiesta ST150	13	15:26.836	15.890	0.360	60.99	56.075	13
8	11	TP	2 Daniel ADAMS	Proton Satria	13	15:30.729	19.783	3.893	60.73	56.292	10
9	5	T3	1 Ryan STEEL	Citroen Saxo	13	15:44.967	34.021	14.238	59.82	57.697	6
10	27	T3	2 Dominic RYAN	Ford Fiesta ZetecS	13	15:46.193	35.247	1.226	59.74	57.585	13
11	78	T3	3 Steve EVERSON	Citroen Saxo	13	15:50.839	39.893	4.646	59.45	57.910	10
12	79*	T3	4 Mikey DAY	Citroen Saxo	13	15:53.928	42.982	3.089	59.26	58.982	6
13	75	T3	5 Ben FORBES	Citroen Saxo	13	15:54.239	43.293	0.311	59.24	58.158	12
14	12	T3	6 Chris BROWN	Ford Fiesta XR2	13	15:56.824	45.878	2.585	59.08	58.479	12
15	41	T3	7 Robert TAYLOR	Ford Fiesta	12	15:22.712	1 Lap	1 Lap	56.55	59.624	10
16	37	T1	4 Ken ANGELL	BMW E36 328i	12	15:26.708	1 Lap	3.996	56.31	1:01.483	12
17	132	TP	3 Adrian MATTHEWS	Ford Puma	12	15:27.905	1 Lap	1.197	56.23	1:01.772	9
18	10	T3	8 Terry WALLER	Peugeot 205 GTi	12	15:32.693	1 Lap	4.788	55.94	1:02.407	9

NOT CLASSIFIED

DNF	91	T1	Oliver DAVIES	Toyota Starlet GT	9	12:08.997	4 Laps	3 Laps	53.68	57.775	7
DNF	38	T1	Matthew SMITH	BMW 528i	7	10:13.875	6 Laps	2 Laps	49.58	1:01.030	7
DNF	50	T3	Kieron LEHANE	Citroen Saxo	4	8:09.955	9 Laps	3 Laps	35.50	1:27.413	1
DNF	18	T2	Carey LEWIS	Honda Civic Type R	0						

FASTEST LAP

69	T1	Barnaby DAVIES	Toyota Starlet GT	9	54.209	80.21 mph	129.10 kph
55	T2	Chris WHITEMAN	Honda Civic Type R	9	54.818	79.32 mph	127.66 kph
61	TP	Cliff PELLIN	Ford Fiesta ST150	13	56.075	77.54 mph	124.80 kph
27	T3	Dominic RYAN	Ford Fiesta ZetecS	13	57.585	75.51 mph	121.53 kph

Car 79 - Intermittent transponder - Please check fitting

Weather / Track : Cloudy / Dry

These results are provisional until the conclusion of any judicial and technical matters.

Brands Hatch Indy

Circuit Length = 1.2079 miles

Start: 10:28 Flag 10:43 End: 10:44

Clerk Of Course :	Timekeeper :
-------------------	--------------

Cannons Motor Spares Tin Top Championship

RACE 7 - LAP CHART

LAP 1 @ 10:29:14.679			LAP 2 @ 10:31:08.061			LAP 3 @ 10:33:18.637			LAP 4 @ 10:34:54.125			LAP 5 @ 10:35:50.272		
NO	BEHIND	LAP TIME	NO	BEHIND	LAP TIME	NO	BEHIND	LAP TIME	NO	BEHIND	LAP TIME	NO	BEHIND	LAP TIME
72		1:13.800	72		1:53.382	72		2:10.576	72		1:35.488	72		56.147
44	1.210	1:15.010	44	0.927	1:53.099	44	1.086	2:10.735	44	1.500	1:35.902	44	1.857	56.504
55	1.800	1:15.600	55	1.780	1:53.362	55	1.939	2:10.735	55	1.615	1:35.164	69	2.456	56.849
69	2.341	1:16.141	69	2.423	1:53.464	69	2.548	2:10.701	69	1.754	1:34.694	55	2.539	57.071
61	3.235	1:17.035	61	3.295	1:53.442	61	3.308	2:10.589	61	2.704	1:34.884	61	4.428	57.871
33	3.875	1:17.675	33	4.294	1:53.801	33	3.971	2:10.253	33	3.717	1:35.234	33	4.943	57.373
11	4.361	1:18.161	11	4.960	1:53.981	11	4.502	2:10.118	11	4.659	1:35.645	11	6.354	57.842
5	5.962	1:19.762	5	6.510	1:53.930	5	5.845	2:09.911	5	5.685	1:35.328	5	8.278	58.740
79	6.861	1:20.661	79	7.472	1:53.993	79	6.805	2:09.909	79	6.459	1:35.142	79	9.399	59.087
78	7.698	1:21.498	78	8.564	1:54.248	78	7.833	2:09.845	78	6.942	1:34.597	78	9.955	59.160
12	8.241	1:22.041	12	9.119	1:54.260	12	8.604	2:10.061	12	7.852	1:34.736	27	11.225	59.249
27	8.755	1:22.555	27	10.306	1:54.933	27	9.315	2:09.585	27	8.123	1:34.296	199	11.265	57.012
91	9.323	1:23.123	91	11.227	1:55.286	91	10.206	2:09.555	91	8.394	1:33.676	91	12.189	59.942
75	10.031	1:23.831	75	11.971	1:55.322	75	11.132	2:09.737	75	9.965	1:34.321	12	13.333	1:01.628
199	10.939	1:24.739	199	13.812	1:56.255	199	12.266	2:09.030	199	10.400	1:33.622	75	13.991	1:00.173
37	12.079	1:25.879	37	15.488	1:56.791	37	13.996	2:09.084	37	11.716	1:33.208	37	19.738	1:04.169
38	13.112	1:26.912	38	16.961	1:57.231	38	16.575	2:10.190	38	12.329	1:31.242	38	20.058	1:03.876
50	13.613	1:27.413	50	18.096	1:57.865	50	17.969	2:10.449	41	13.902	1:30.098	50	1 Lap	2:34.228
41	14.560	1:28.360	41	19.397	1:58.219	41	19.292	2:10.471	132	14.369	1:29.208	41	21.379	1:03.624
132	15.454	1:29.254	132	20.092	1:58.020	132	20.649	2:11.133	10	15.492	1:29.164	132	21.829	1:03.607
10	16.209	1:30.009	10	21.307	1:58.480	10	21.816	2:11.085				10	23.978	1:04.633

Weather / Track : Cloudy / Dry

Results can be found at www.tsl-timing.com

Page 1 of 3

Brands Hatch Indy

Circuit Length = 1.2079 miles

Start: 10:28 Flag 10:43 End: 10:44

Printed - 10:48 Sunday, 30 August 2015

Cannons Motor Spares Tin Top Championship

RACE 7 - LAP CHART

LAP 6 @ 10:36:45.743			LAP 7 @ 10:37:40.989			LAP 8 @ 10:38:35.823			LAP 9 @ 10:39:31.072			LAP 10 @ 10:40:26.714		
NO	BEHIND	LAP TIME	NO	BEHIND	LAP TIME	NO	BEHIND	LAP TIME	NO	BEHIND	LAP TIME	NO	BEHIND	LAP TIME
72		55.471	72		55.246	72		54.834	69		54.209	69		55.642
69	1.888	54.903	69	1.400	54.758	69	1.040	54.474	72	0.049	55.298	72	0.067	55.660
44	2.231	55.845	44	2.798	55.813	55	2.837	54.850	55	2.406	54.818	55	1.816	55.052
55	2.791	55.723	55	2.821	55.276	44	4.091	56.127	44	4.618	55.776	44	4.987	56.011
33	5.791	56.319	33	6.249	55.704	33	7.263	55.848	33	7.566	55.552	33	7.244	55.320
61	6.049	57.092	61	7.199	56.396	61	9.145	56.780	61	10.202	56.306	61	11.364	56.804
11	8.103	57.220	11	9.857	57.000	11	11.853	56.830	199	12.805	55.506	199	12.494	55.331
5	10.504	57.697	199	11.725	56.001	199	12.548	55.657	11	13.325	56.721	11	13.975	56.292
199	10.970	55.176	5	14.118	58.860	5	17.089	57.805	5	20.065	58.225	5	22.417	57.994
79	12.910	58.982	78	16.535	58.465	27	21.442	59.608	27	23.896	57.703	27	26.433	58.179
78	13.316	58.832	79	16.655	58.991	79	21.726	59.905	78	26.834	59.727	78	29.102	57.910
27	13.908	58.154	27	16.668	58.006	91	22.224	59.307	79	26.920	1:00.443	79	30.558	59.280
91	15.222	58.504	91	17.751	57.775	78	22.356	1:00.655	75	28.995	59.084	75	31.624	58.271
75	17.413	58.893	75	21.675	59.508	75	25.160	58.319	12	31.807	59.252	12	35.079	58.914
12	18.038	1:00.176	12	22.922	1:00.130	12	27.804	59.716	91	38.804	1:11.829	41	52.759	59.624
38	27.981	1:03.394	38	33.765	1:01.030	41	43.304	1:02.955	41	48.777	1:00.722			
37	28.025	1:03.758	41	35.183	1:01.519	37	43.420	1:02.850	37	50.740	1:02.569			
41	28.910	1:03.002	37	35.404	1:02.625	132	44.312	1:03.247	132	50.835	1:01.772			
132	29.065	1:02.707	132	35.899	1:02.080	10	46.936	1:02.455	10	54.094	1:02.407			
10	31.959	1:03.452	10	39.315	1:02.602									

Weather / Track : Cloudy / Dry

Results can be found at www.tsl-timing.com

Page 2 of 3

Brands Hatch Indy
 Circuit Length = 1.2079 miles
 Start: 10:28 Flag 10:43 End: 10:44

Printed - 10:48 Sunday, 30 August 2015

Cannons Motor Spares Tin Top Championship

RACE 7 - LAP CHART

LAP 11 @ 10:41:22.747			LAP 12 @ 10:42:17.322			LAP 13 @ 10:43:11.825		
NO	BEHIND	LAP TIME	NO	BEHIND	LAP TIME	NO	BEHIND	LAP TIME
69		56.033	69		54.575	69		54.503
72	0.080	56.046	72	0.846	55.341	72	1.424	55.081
37	1 Lap	1:01.536	55	1.266	55.136	55	1.834	55.071
55	0.705	54.922	41	1 Lap	1:02.047	44	8.599	56.106
132	1 Lap	1:02.681	44	6.996	56.367	33	9.053	55.338
44	5.204	56.250	33	8.218	55.951	41	1 Lap	1:02.071
10	1 Lap	1:03.428	37	1 Lap	1:02.756	199	15.530	56.578
33	6.842	55.631	132	1 Lap	1:02.342	37	1 Lap	1:01.483
199	12.218	55.757	199	13.455	55.812	61	15.890	56.075
61	12.295	56.964	10	1 Lap	1:02.548	132	1 Lap	1:01.854
11	14.755	56.813	61	14.318	56.598	11	19.783	57.201
5	24.340	57.956	11	17.085	56.905	10	1 Lap	1:02.430
27	28.602	58.202	5	27.595	57.830	5	34.021	1:00.929
78	31.557	58.488	27	32.165	58.138	27	35.247	57.585
79	33.524	58.999	78	35.356	58.374	78	39.893	59.040
75	34.537	58.946	79	37.978	59.029	79	42.982	59.507
12	37.724	58.678	75	38.120	58.158	75	43.293	59.676
			12	41.628	58.479	12	45.878	58.753

Weather / Track : Cloudy / Dry

Results can be found at www.tsl-timing.com

Page 3 of 3

Brands Hatch Indy
 Circuit Length = 1.2079 miles
 Start: 10:28 Flag 10:43 End: 10:44

Printed - 10:48 Sunday, 30 August 2015

Cannons Motor Spares Tin Top Championship

RACE 7 - LAP ANALYSIS

DIFF = Difference To Personal Best Lap

P1 69 Barnaby DAVIES				
LAP	LAP TIME	DIFF	MPH	TIME OF DAY
1 -	1:16.141	21.932	57.11	10:29:17.020
2 -	1:53.464	59.255	38.32	10:31:10.484
3 -	2:10.701	1:16.492	33.27	10:33:21.185
4 -	1:34.694	40.485	45.92	10:34:55.879
5 -	56.849	2.640	76.49	10:35:52.728
6 -	54.903	0.694	79.20	10:36:47.631
7 -	54.758	0.549	79.41	10:37:42.389
8 -	54.474 (2)	0.265	79.82	10:38:36.863
9 -	54.209 (1)		80.21	10:39:31.072
10 -	55.642	1.433	78.15	10:40:26.714
11 -	56.033	1.824	77.60	10:41:22.747
12 -	54.575	0.366	79.68	10:42:17.322
13 -	54.503 (3)	0.294	79.78	10:43:11.825

P2 72 Tom BRIDGER				
LAP	LAP TIME	DIFF	MPH	TIME OF DAY
1 -	1:13.800	18.966	58.92	10:29:14.679
2 -	1:53.382	58.548	38.35	10:31:08.061
3 -	2:10.576	1:15.742	33.30	10:33:18.637
4 -	1:35.488	40.654	45.54	10:34:54.125
5 -	56.147	1.313	77.45	10:35:50.272
6 -	55.471	0.637	78.39	10:36:45.743
7 -	55.246 (3)	0.412	78.71	10:37:40.989
8 -	54.834 (1)		79.30	10:38:35.823
9 -	55.298	0.464	78.63	10:39:31.121
10 -	55.660	0.826	78.12	10:40:26.781
11 -	56.046	1.212	77.58	10:41:22.827
12 -	55.341	0.507	78.57	10:42:18.168
13 -	55.081 (2)	0.247	78.94	10:43:13.249

P3 55 Chris WHITEMAN				
LAP	LAP TIME	DIFF	MPH	TIME OF DAY
1 -	1:15.600	20.782	57.52	10:29:16.479
2 -	1:53.362	58.544	38.36	10:31:09.841
3 -	2:10.735	1:15.917	33.26	10:33:20.576
4 -	1:35.164	40.346	45.69	10:34:55.740
5 -	57.071	2.253	76.19	10:35:52.811
6 -	55.723	0.905	78.03	10:36:48.534
7 -	55.276	0.458	78.67	10:37:43.810
8 -	54.850 (2)	0.032	79.28	10:38:38.660
9 -	54.818 (1)		79.32	10:39:33.478
10 -	55.052	0.234	78.99	10:40:28.530
11 -	54.922 (3)	0.104	79.17	10:41:23.452
12 -	55.136	0.318	78.87	10:42:18.588
13 -	55.071	0.253	78.96	10:43:13.659

P4 44 Rod BIRLEY				
LAP	LAP TIME	DIFF	MPH	TIME OF DAY
1 -	1:15.010	19.234	57.97	10:29:15.889
2 -	1:53.099	57.323	38.44	10:31:08.988
3 -	2:10.735	1:14.959	33.26	10:33:19.723
4 -	1:35.902	40.126	45.34	10:34:55.625
5 -	56.504	0.728	76.96	10:35:52.129
6 -	55.845 (3)	0.069	77.86	10:36:47.974
7 -	55.813 (2)	0.037	77.91	10:37:43.787
8 -	56.127	0.351	77.47	10:38:39.914
9 -	55.776 (1)		77.96	10:39:35.690
10 -	56.011	0.235	77.63	10:40:31.701
11 -	56.250	0.474	77.30	10:41:27.951

DIFF = Difference To Personal Best Lap

12 -	56.367	0.591	77.14	10:42:24.318
13 -	56.106	0.330	77.50	10:43:20.424

P5 33 Chris BASSETT				
LAP	LAP TIME	DIFF	MPH	TIME OF DAY
1 -	1:17.675	22.355	55.98	10:29:18.554
2 -	1:53.801	58.481	38.21	10:31:12.355
3 -	2:10.253	1:14.933	33.38	10:33:22.608
4 -	1:35.234	39.914	45.66	10:34:57.842
5 -	57.373	2.053	75.79	10:35:55.215
6 -	56.319	0.999	77.21	10:36:51.534
7 -	55.704	0.384	78.06	10:37:47.238
8 -	55.848	0.528	77.86	10:38:43.086
9 -	55.552 (3)	0.232	78.27	10:39:38.638
10 -	55.320 (1)		78.60	10:40:33.958
11 -	55.631	0.311	78.16	10:41:29.589
12 -	55.951	0.631	77.72	10:42:25.540
13 -	55.338 (2)	0.018	78.58	10:43:20.878

P6 199 Bob HOSIER				
LAP	LAP TIME	DIFF	MPH	TIME OF DAY
1 -	1:24.739	29.563	51.31	10:29:25.618
2 -	1:56.255	1:01.079	37.40	10:31:21.873
3 -	2:09.030	1:13.854	33.70	10:33:30.903
4 -	1:33.622	38.446	46.44	10:35:04.525
5 -	57.012	1.836	76.27	10:36:01.537
6 -	55.176 (1)		78.81	10:36:56.713
7 -	56.001	0.825	77.65	10:37:52.714
8 -	55.657	0.481	78.13	10:38:48.371
9 -	55.506 (3)	0.330	78.34	10:39:43.877
10 -	55.331 (2)	0.155	78.59	10:40:39.208
11 -	55.757	0.581	77.99	10:41:34.965
12 -	55.812	0.636	77.91	10:42:30.777
13 -	56.578	1.402	76.86	10:43:27.355

P7 61 Cliff PELLIN				
LAP	LAP TIME	DIFF	MPH	TIME OF DAY
1 -	1:17.035	20.960	56.44	10:29:17.914
2 -	1:53.442	57.367	38.33	10:31:11.356
3 -	2:10.589	1:14.514	33.29	10:33:21.945
4 -	1:34.884	38.809	45.83	10:34:56.829
5 -	57.871	1.796	75.14	10:35:54.700
6 -	57.092	1.017	76.16	10:36:51.792
7 -	56.396 (3)	0.321	77.10	10:37:48.188
8 -	56.780	0.705	76.58	10:38:44.968
9 -	56.306 (2)	0.231	77.23	10:39:41.274
10 -	56.804	0.729	76.55	10:40:38.078
11 -	56.964	0.889	76.33	10:41:35.042
12 -	56.598	0.523	76.83	10:42:31.640
13 -	56.075 (1)		77.54	10:43:27.715

P8 11 Daniel ADAMS				
LAP	LAP TIME	DIFF	MPH	TIME OF DAY
1 -	1:18.161	21.869	55.63	10:29:19.040
2 -	1:53.981	57.689	38.15	10:31:13.021
3 -	2:10.118	1:13.826	33.42	10:33:23.139
4 -	1:35.645	39.353	45.46	10:34:58.784
5 -	57.842	1.550	75.18	10:35:56.626
6 -	57.220	0.928	75.99	10:36:53.846
7 -	57.000	0.708	76.29	10:37:50.846
8 -	56.830	0.538	76.51	10:38:47.676

Weather / Track : Cloudy / Dry

Brands Hatch Indy

Circuit Length = 1.2079 miles

Start: 10:28 Flag 10:43 End: 10:44

Cannons Motor Spares Tin Top Championship

RACE 7 - LAP ANALYSIS

DIFF = Difference To Personal Best Lap

9 -	56.721 (2)	0.429	76.66	10:39:44.397
10 -	56.292 (1)		77.25	10:40:40.689
11 -	56.813 (3)	0.521	76.54	10:41:37.502
12 -	56.905	0.613	76.41	10:42:34.407
13 -	57.201	0.909	76.02	10:43:31.608

P9 5 Ryan STEEL

LAP	LAP TIME	DIFF	MPH	TIME OF DAY
1 -	1:19.762	22.065	54.51	10:29:20.641
2 -	1:53.930	56.233	38.16	10:31:14.571
3 -	2:09.911	1:12.214	33.47	10:33:24.482
4 -	1:35.328	37.631	45.61	10:34:59.810
5 -	58.740	1.043	74.03	10:35:58.550
6 -	57.697 (1)		75.36	10:36:56.247
7 -	58.860	1.163	73.88	10:37:55.107
8 -	57.805 (2)	0.108	75.22	10:38:52.912
9 -	58.225	0.528	74.68	10:39:51.137
10 -	57.994	0.297	74.98	10:40:49.131
11 -	57.956	0.259	75.03	10:41:47.087
12 -	57.830 (3)	0.133	75.19	10:42:44.917
13 -	1:00.929	3.232	71.37	10:43:45.846

P10 27 Dominic RYAN

LAP	LAP TIME	DIFF	MPH	TIME OF DAY
1 -	1:22.555	24.970	52.67	10:29:23.434
2 -	1:54.933	57.348	37.83	10:31:18.367
3 -	2:09.585	1:12.000	33.55	10:33:27.952
4 -	1:34.296	36.711	46.11	10:35:02.248
5 -	59.249	1.664	73.39	10:36:01.497
6 -	58.154	0.569	74.77	10:36:59.651
7 -	58.006 (3)	0.421	74.96	10:37:57.657
8 -	59.608	2.023	72.95	10:38:57.265
9 -	57.703 (2)	0.118	75.36	10:39:54.968
10 -	58.179	0.594	74.74	10:40:53.147
11 -	58.202	0.617	74.71	10:41:51.349
12 -	58.138	0.553	74.79	10:42:49.487
13 -	57.585 (1)		75.51	10:43:47.072

P11 78 Steve EVERSON

LAP	LAP TIME	DIFF	MPH	TIME OF DAY
1 -	1:21.498	23.588	53.35	10:29:22.377
2 -	1:54.248	56.338	38.06	10:31:16.625
3 -	2:09.845	1:11.935	33.49	10:33:26.470
4 -	1:34.597	36.687	45.96	10:35:01.067
5 -	59.160	1.250	73.50	10:36:00.227
6 -	58.832	0.922	73.91	10:36:59.059
7 -	58.465 (3)	0.555	74.37	10:37:57.524
8 -	1:00.655	2.745	71.69	10:38:58.179
9 -	59.727	1.817	72.80	10:39:57.906
10 -	57.910 (1)		75.09	10:40:55.816
11 -	58.488	0.578	74.35	10:41:54.304
12 -	58.374 (2)	0.464	74.49	10:42:52.678
13 -	59.040	1.130	73.65	10:43:51.718

P12 79 Mikey DAY

LAP	LAP TIME	DIFF	MPH	TIME OF DAY
1 -	1:20.661	21.679	53.91	10:29:21.540
2 -	1:53.993	55.011	38.14	10:31:15.533
3 -	2:09.909	1:10.927	33.47	10:33:25.442
4 -	1:35.142	36.160	45.70	10:35:00.584
5 -	59.087	0.105	73.59	10:35:59.671

DIFF = Difference To Personal Best Lap

6 -	58.982 (1)		73.72	10:36:58.653
7 -	58.991 (2)	0.009	73.71	10:37:57.644
8 -	59.905	0.923	72.59	10:38:57.549
9 -	1:00.443	1.461	71.94	10:39:57.992
10 -	59.280	0.298	73.35	10:40:57.272
11 -	58.999 (3)	0.017	73.70	10:41:56.271
12 -	59.029	0.047	73.66	10:42:55.300
13 -	59.507	0.525	73.07	10:43:54.807

P13 75 Ben FORBES

LAP	LAP TIME	DIFF	MPH	TIME OF DAY
1 -	1:23.831	25.673	51.87	10:29:24.710
2 -	1:55.322	57.164	37.70	10:31:20.032
3 -	2:09.737	1:11.579	33.51	10:33:29.769
4 -	1:34.321	36.163	46.10	10:35:04.090
5 -	1:00.173	2.015	72.26	10:36:04.263
6 -	58.893	0.735	73.83	10:37:03.156
7 -	59.508	1.350	73.07	10:38:02.664
8 -	58.319 (3)	0.161	74.56	10:39:00.983
9 -	59.084	0.926	73.60	10:40:00.067
10 -	58.271 (2)	0.113	74.62	10:40:58.338
11 -	58.946	0.788	73.77	10:41:57.284
12 -	58.158 (1)		74.77	10:42:55.442
13 -	59.676	1.518	72.87	10:43:55.118

P14 12 Chris BROWN

LAP	LAP TIME	DIFF	MPH	TIME OF DAY
1 -	1:22.041	23.562	53.00	10:29:22.920
2 -	1:54.260	55.781	38.05	10:31:17.180
3 -	2:10.061	1:11.582	33.43	10:33:27.241
4 -	1:34.736	36.257	45.90	10:35:01.977
5 -	1:01.628	3.149	70.56	10:36:03.605
6 -	1:00.176	1.697	72.26	10:37:03.781
7 -	1:00.130	1.651	72.32	10:38:03.911
8 -	59.716	1.237	72.82	10:39:03.627
9 -	59.252	0.773	73.39	10:40:02.879
10 -	58.914	0.435	73.81	10:41:01.793
11 -	58.678 (2)	0.199	74.10	10:42:00.471
12 -	58.479 (1)		74.36	10:42:58.950
13 -	58.753 (3)	0.274	74.01	10:43:57.703

P15 41 Robert TAYLOR

LAP	LAP TIME	DIFF	MPH	TIME OF DAY
1 -	1:28.360	28.736	49.21	10:29:29.239
2 -	1:58.219	58.595	36.78	10:31:27.458
3 -	2:10.471	1:10.847	33.33	10:33:37.929
4 -	1:30.098	30.474	48.26	10:35:08.027
5 -	1:03.624	4.000	68.34	10:36:11.651
6 -	1:03.002	3.378	69.02	10:37:14.653
7 -	1:01.519 (3)	1.895	70.68	10:38:16.172
8 -	1:02.955	3.331	69.07	10:39:19.127
9 -	1:00.722 (2)	1.098	71.61	10:40:19.849
10 -	59.624 (1)		72.93	10:41:19.473
11 -	1:02.047	2.423	70.08	10:42:21.520
12 -	1:02.071	2.447	70.05	10:43:23.591

P16 37 Ken ANGELL

LAP	LAP TIME	DIFF	MPH	TIME OF DAY
1 -	1:25.879	24.396	50.63	10:29:26.758
2 -	1:56.791	55.308	37.23	10:31:23.549
3 -	2:09.084	1:07.601	33.68	10:33:32.633

Weather / Track : Cloudy / Dry

Brands Hatch Indy
Circuit Length = 1.2079 miles
Start: 10:28 Flag 10:43 End: 10:44

Cannons Motor Spares Tin Top Championship

RACE 7 - LAP ANALYSIS

DIFF = Difference To Personal Best Lap

4 -	1:33.208	31.725	46.65	10:35:05.841
5 -	1:04.169	2.686	67.76	10:36:10.010
6 -	1:03.758	2.275	68.20	10:37:13.768
7 -	1:02.625	1.142	69.43	10:38:16.393
8 -	1:02.850	1.367	69.19	10:39:19.243
9 -	1:02.569 (3)	1.086	69.50	10:40:21.812
10 -	1:01.536 (2)	0.053	70.66	10:41:23.348
11 -	1:02.756	1.273	69.29	10:42:26.104
12 -	1:01.483 (1)		70.72	10:43:27.587

DIFF = Difference To Personal Best Lap

P21 50 Kieron LEHANE				
LAP	LAP TIME	DIFF	MPH	TIME OF DAY
1 -	1:27.413 (1)		49.74	10:29:28.292
2 -	1:57.865 (2)	30.452	36.89	10:31:26.157
3 -	2:10.449 (3)	43.036	33.33	10:33:36.606
4 -	2:34.228	1:06.815	28.19	10:36:10.834

P17 132 Adrian MATTHEWS

LAP	LAP TIME	DIFF	MPH	TIME OF DAY
1 -	1:29.254	27.482	48.72	10:29:30.133
2 -	1:58.020	56.248	36.84	10:31:28.153
3 -	2:11.133	1:09.361	33.16	10:33:39.286
4 -	1:29.208	27.436	48.74	10:35:08.494
5 -	1:03.607	1.835	68.36	10:36:12.101
6 -	1:02.707	0.935	69.34	10:37:14.808
7 -	1:02.080 (3)	0.308	70.04	10:38:16.888
8 -	1:03.247	1.475	68.75	10:39:20.135
9 -	1:01.772 (1)		70.39	10:40:21.907
10 -	1:02.681	0.909	69.37	10:41:24.588
11 -	1:02.342	0.570	69.75	10:42:26.930
12 -	1:01.854 (2)	0.082	70.30	10:43:28.784

P18 10 Terry WALLER

LAP	LAP TIME	DIFF	MPH	TIME OF DAY
1 -	1:30.009	27.602	48.31	10:29:30.888
2 -	1:58.480	56.073	36.70	10:31:29.368
3 -	2:11.085	1:08.678	33.17	10:33:40.453
4 -	1:29.164	26.757	48.77	10:35:09.617
5 -	1:04.633	2.226	67.28	10:36:14.250
6 -	1:03.452	1.045	68.53	10:37:17.702
7 -	1:02.602	0.195	69.46	10:38:20.304
8 -	1:02.455 (3)	0.048	69.62	10:39:22.759
9 -	1:02.407 (1)		69.68	10:40:25.166
10 -	1:03.428	1.021	68.55	10:41:28.594
11 -	1:02.548	0.141	69.52	10:42:31.142
12 -	1:02.430 (2)	0.023	69.65	10:43:33.572

P19 91 Oliver DAVIES

LAP	LAP TIME	DIFF	MPH	TIME OF DAY
1 -	1:23.123	25.348	52.31	10:29:24.002
2 -	1:55.286	57.511	37.72	10:31:19.288
3 -	2:09.555	1:11.780	33.56	10:33:28.843
4 -	1:33.676	35.901	46.42	10:35:02.519
5 -	59.942	2.167	72.54	10:36:02.461
6 -	58.504 (2)	0.729	74.33	10:37:00.965
7 -	57.775 (1)		75.26	10:37:58.740
8 -	59.307 (3)	1.532	73.32	10:38:58.047
9 -	1:11.829	14.054	60.54	10:40:09.876

P20 38 Matthew SMITH


LAP	LAP TIME	DIFF	MPH	TIME OF DAY
1 -	1:26.912	25.882	50.03	10:29:27.791
2 -	1:57.231	56.201	37.09	10:31:25.022
3 -	2:10.190	1:09.160	33.40	10:33:35.212
4 -	1:31.242	30.212	47.66	10:35:06.454
5 -	1:03.876 (3)	2.846	68.07	10:36:10.330
6 -	1:03.394 (2)	2.364	68.59	10:37:13.724
7 -	1:01.030 (1)		71.25	10:38:14.754

Weather / Track : Cloudy / Dry

Brands Hatch Indy
Circuit Length = 1.2079 miles
Start: 10:28 Flag 10:43 End: 10:44

Cannons Motor Spares Tin Top Championship

RACE 14 - GRID (15 minutes)

ROW 12	23	6 James ALFORD		
ROW 11	21	50 Kieron LEHANE	22	18 Carey LEWIS
ROW 10	19	91 Oliver DAVIES	20	38 Matthew SMITH
ROW 9	17	132 Adrian MATTHEWS	18	10 Terry WALLER
ROW 8	15	41 Robert TAYLOR	16	37 Ken ANGELL
ROW 7	13	75 Ben FORBES	14	12 Chris BROWN
ROW 6	11	78 Steve EVERSON	12	79 Mikey DAY
ROW 5	9	5 Ryan STEEL	10	27 Dominic RYAN
ROW 4	7	61 Cliff PELLIN	8	11 Daniel ADAMS
ROW 3	5	33 Chris BASSETT	6	199 Bob HOSIER
ROW 2	3	55 Chris WHITEMAN	4	44 Rod BIRLEY
ROW 1	1	69 Barnaby DAVIES	2	72 Tom BRIDGER
Pole				
				

Brands Hatch Indy
Circuit Length = 1.2079 miles

These results are provisional until the conclusion of any judicial and technical matters.

Clerk Of Course :

Timekeeper :

Cannons Motor Spares Tin Top Championship

RACE 14 - CLASSIFICATION

POS	NO	CL	PIC NAME	ENTRY	LAPS	TIME	GAP	DIFF	MPH	BEST	ON
1	72	T1	1 Tom BRIDGER	Rover 220 Turbo	17	15:51.009			77.73	54.589	4
2	55	T2	1 Chris WHITEMAN	Honda Civic Type R	17	15:55.639	4.630	4.630	77.35	55.503	13
3	33	T2	2 Chris BASSETT	Peugeot 205 GTi	17	15:56.847	5.838	1.208	77.26	54.990	10
4	44	T2	3 Rod BIRLEY	Honda Integra	17	15:57.834	6.825	0.987	77.18	55.376	16
5	199*	T1	2 Bob HOSIER	Seat Leon	17	16:05.484	14.475	7.650	76.56	55.416	6
6	61	TP	1 Cliff PELLIN	Ford Fiesta ST150	17	16:15.404	24.395	9.920	75.79	55.972	5
7	11	TP	2 Daniel ADAMS	Proton Satria	17	16:19.709	28.700	4.305	75.45	56.753	11
8	18	T2	4 Carey LEWIS	Honda Civic Type R	17	16:25.046	34.037	5.337	75.04	56.440	10
9	27	T3	1 Dominic RYAN	Ford Fiesta ZetecS	17	16:34.359	43.350	9.313	74.34	57.198	4
10	5	T3	2 Ryan STEEL	Citroen Saxo	17	16:34.895	43.886	0.536	74.30	57.463	4
11	79	T3	3 Mikey DAY	Citroen Saxo	17	16:44.405	53.396	9.510	73.60	58.254	3
12	78	T3	4 Steve EVERSON	Citroen Saxo	17	16:44.590	53.581	0.185	73.58	58.004	6
13	38	T1	3 Matthew SMITH	BMW 528i	17	16:44.786	53.777	0.196	73.57	57.445	15
14	6	TP	3 James ALFORD	Renault Clio 172 Cup	16	16:12.189	1 Lap	1 Lap	71.56	58.704	6
15	37	T1	4 Ken ANGELL	BMW E36 328i	16	16:34.518	1 Lap	22.329	69.96	1:00.991	6
16	132	TP	4 Adrian MATTHEWS	Ford Puma	16	16:35.614	1 Lap	1.096	69.88	1:00.620	6
17	41	T3	5 Robert TAYLOR	Ford Fiesta	16	16:35.732	1 Lap	0.118	69.87	1:00.625	6
18	10	T3	6 Terry WALLER	Peugeot 205 GTi	16	16:43.452	1 Lap	7.720	69.33	1:01.322	12

NOT CLASSIFIED

NC	69	T1	Barnaby DAVIES	Toyota Starlet GT	12	16:17.166	5 Laps	4 Laps	53.40	54.002	11
DNF	50	T3	Kieron LEHANE	Citroen Saxo	6	6:35.284	11 Laps	6 Laps	66.00	1:00.975	3
DNF	75	T3	Ben FORBES	Citroen Saxo	3	3:04.842	14 Laps	3 Laps	70.57	59.205	2
DNF	91	T1	Oliver DAVIES	Toyota Starlet GT	1	1:10.030	16 Laps	2 Laps	62.09	1:10.030	1
DNF	12	T3	Chris BROWN	Ford Fiesta XR2	0						

FASTEST LAP

69	T1	Barnaby DAVIES	Toyota Starlet GT	11	54.002	80.52 mph	129.59 kph
33	T2	Chris BASSETT	Peugeot 205 GTi	10	54.990	79.07 mph	127.26 kph
61	TP	Cliff PELLIN	Ford Fiesta ST150	5	55.972	77.69 mph	125.03 kph
27	T3	Dominic RYAN	Ford Fiesta ZetecS	4	57.198	76.02 mph	122.35 kph

Car 199 - 5 second penalty applied for exceeding track limits ref MSA reg Q14.4.2

Weather / Track : Cloudy / Dry

These results are provisional until the conclusion of any judicial and technical matters.

Brands Hatch Indy

Circuit Length = 1.2079 miles

Start: 14:31 Flag 14:46 End: 14:48

Clerk Of Course :	Timekeeper :
-------------------	--------------

Cannons Motor Spares Tin Top Championship

RACE 14 - LAP CHART

LAP 1 @ 14:32:01.085			LAP 2 @ 14:32:56.220			LAP 3 @ 14:33:51.562			LAP 4 @ 14:34:46.151			LAP 5 @ 14:35:40.795		
NO	BEHIND	LAP TIME	NO	BEHIND	LAP TIME	NO	BEHIND	LAP TIME	NO	BEHIND	LAP TIME	NO	BEHIND	LAP TIME
72		59.100	72		55.135	72		55.342	72		54.589	72		54.644
69	0.077	59.177	55	2.908	56.423	69	3.408	54.890	69	3.486	54.667	55	5.936	56.107
55	1.620	1:00.720	69	3.860	58.918	55	3.419	55.853	55	4.473	55.643	44	7.195	55.806
199	2.603	1:01.703	44	4.514	56.910	44	5.104	55.932	44	6.033	55.518	33	8.282	55.730
33	2.663	1:01.763	199	5.109	57.641	33	6.129	56.353	33	7.196	55.656	199	8.680	55.614
44	2.739	1:01.839	33	5.118	57.590	199	6.333	56.566	199	7.710	55.966	61	9.991	55.972
61	3.523	1:02.623	61	5.540	57.152	61	6.887	56.689	61	8.663	56.365	11	12.788	57.050
11	4.239	1:03.339	11	6.282	57.178	11	7.806	56.866	11	10.382	57.165	5	16.833	58.373
5	4.874	1:03.974	5	8.089	58.350	5	10.230	57.483	5	13.104	57.463	27	16.873	58.325
27	4.969	1:04.069	27	8.353	58.519	27	10.583	57.572	27	13.192	57.198	79	20.218	58.587
79	5.849	1:04.949	79	9.275	58.561	79	12.187	58.254	79	16.275	58.677	78	20.982	58.580
78	6.349	1:05.449	78	9.685	58.471	78	12.442	58.099	78	17.046	59.193	18	24.318	57.247
75	7.053	1:06.153	75	11.123	59.205	75	15.265	59.484	18	21.715	57.638	38	28.181	58.311
37	9.154	1:08.254	38	15.586	1:01.285	18	18.666	57.740	38	24.514	59.327	6	37.758	1:01.474
38	9.436	1:08.536	18	16.268	1:01.335	38	19.776	59.532	37	30.508	1:01.656	37	37.960	1:02.096
132	9.875	1:08.975	37	16.734	1:02.715	37	23.441	1:02.049	6	30.928	1:01.481	132	38.567	1:01.548
18	10.068	1:09.168	132	17.576	1:02.836	6	24.036	1:00.676	132	31.663	1:02.032	41	39.387	1:02.339
41	10.238	1:09.338	6	18.702	1:02.176	132	24.220	1:01.986	41	31.692	1:01.414	10	42.608	1:01.571
91	10.930	1:10.030	41	19.196	1:04.093	41	24.867	1:01.013	50	32.053	1:01.667	50	48.098	1:10.689
6	11.661	1:10.761	50	19.342	1:01.363	50	24.975	1:00.975	10	35.681	1:02.028			
50	13.114	1:12.214	10	21.128	1:03.034	10	28.242	1:02.456						
10	13.229	1:12.329												

Weather / Track : Cloudy / Dry

Brands Hatch Indy
 Circuit Length = 1.2079 miles
 Start: 14:31 Flag 14:46 End: 14:48

Cannons Motor Spares Tin Top Championship

RACE 14 - LAP CHART

LAP 6 @ 14:36:36.074			LAP 7 @ 14:37:32.062			LAP 8 @ 14:38:27.637			LAP 9 @ 14:39:24.409			LAP 10 @ 14:40:21.988		
NO	BEHIND	LAP TIME	NO	BEHIND	LAP TIME	NO	BEHIND	LAP TIME	NO	BEHIND	LAP TIME	NO	BEHIND	LAP TIME
72		55.279	72		55.988	72		55.575	72		56.772	72		57.579
55	6.530	55.873	50	1 Lap	1:08.376	10	1 Lap	1:02.091	55	5.538	55.738	37	1 Lap	1:01.986
44	7.761	55.845	55	6.114	55.572	55	6.572	56.033	10	1 Lap	1:02.137	41	1 Lap	1:01.649
33	8.602	55.599	44	7.952	56.179	44	8.497	56.120	33	7.775	55.661	132	1 Lap	1:02.463
199	8.817	55.416	33	8.227	55.613	33	8.886	56.234	44	8.406	56.681	55	3.716	55.757
61	10.926	56.214	199	8.687	55.858	199	9.139	56.027	199	9.132	56.765	33	5.186	54.990
11	14.486	56.977	61	11.322	56.384	61	13.085	57.338	61	13.912	57.599	44	6.379	55.552
5	20.100	58.546	11	16.682	58.184	11	18.770	57.663	11	19.059	57.061	199	7.932	56.379
27	20.114	58.520	27	21.515	57.389	27	23.753	57.813	27	24.942	57.961	10	1 Lap	1:03.291
79	23.590	58.651	5	22.727	58.615	5	25.052	57.900	5	25.904	57.624	61	14.573	58.240
78	23.707	58.004	79	26.224	58.622	18	28.675	57.042	18	28.543	56.640	11	19.081	57.601
18	26.431	57.392	78	26.352	58.633	79	29.301	58.652	79	31.154	58.625	27	25.543	58.180
38	31.154	58.252	18	27.208	56.765	78	29.958	59.181	78	31.636	58.450	5	26.519	58.194
6	41.183	58.704	38	33.831	58.665	38	36.607	58.351	38	37.712	57.877	18	27.404	56.440
37	43.672	1:00.991	6	44.830	59.635	6	49.305	1:00.050	6	53.871	1:01.338	79	32.209	58.634
132	43.908	1:00.620	37	48.889	1:01.205	37	54.709	1:01.395				78	32.232	58.175
41	44.733	1:00.625	41	49.797	1:01.052	132	55.187	1:00.776				69	5 Laps	6:04.728 P
10	49.840	1:02.511	132	49.986	1:02.066	41	55.933	1:01.711				38	38.293	58.160

Weather / Track : Cloudy / Dry

Cannons Motor Spares Tin Top Championship

RACE 14 - LAP CHART

LAP 11 @ 14:41:17.738			LAP 12 @ 14:42:13.143			LAP 13 @ 14:43:08.399			LAP 14 @ 14:44:03.887			LAP 15 @ 14:45:00.142		
NO	BEHIND	LAP TIME	NO	BEHIND	LAP TIME	NO	BEHIND	LAP TIME	NO	BEHIND	LAP TIME	NO	BEHIND	LAP TIME
72		55.750	72		55.405	72		55.256	72		55.488	72		56.255
6	1 Lap	59.913	6	1 Lap	59.137	55	4.613	55.503	55	5.000	55.875	55	4.745	56.000
55	3.600	55.634	55	4.366	56.171	44	8.093	55.727	44	8.804	56.199	33	8.216	55.217
44	7.033	56.404	44	7.622	55.994	33	8.388	55.776	33	9.254	56.354	44	8.660	56.111
33	7.484	58.048	33	7.868	55.789	6	1 Lap	59.612	199	11.183	56.264	199	11.013	56.085
37	1 Lap	1:02.003	199	10.110	56.510	199	10.407	55.553	6	1 Lap	58.712	6	1 Lap	59.120
199	9.005	56.823	37	1 Lap	1:02.616	61	20.185	57.065	61	21.754	57.057	61	22.259	56.760
41	1 Lap	1:02.244	132	1 Lap	1:01.005	37	1 Lap	1:01.191	11	26.985	58.192	11	27.832	57.102
132	1 Lap	1:02.886	41	1 Lap	1:02.502	132	1 Lap	1:01.629	37	1 Lap	1:01.569	69	5 Laps	55.568
61	16.345	57.522	61	18.376	57.436	41	1 Lap	1:01.706	132	1 Lap	1:01.233	37	1 Lap	1:01.528
10	1 Lap	1:01.812	11	21.697	57.018	11	24.281	57.840	41	1 Lap	1:01.403	18	33.247	56.769
11	20.084	56.753	10	1 Lap	1:01.626	10	1 Lap	1:01.322	69	5 Laps	55.027	132	1 Lap	1:01.491
27	27.822	58.029	18	29.981	56.592	18	31.453	56.728	18	32.733	56.768	41	1 Lap	1:01.752
18	28.794	57.140	27	31.067	58.650	69	5 Laps	54.255	27	35.941	57.684	27	37.997	58.311
5	29.087	58.318	5	31.990	58.308	27	33.745	57.934	10	1 Lap	1:02.253	5	39.114	58.388
69	5 Laps	56.802	69	5 Laps	54.707	5	34.821	58.087	5	36.981	57.648	10	1 Lap	1:01.819
78	35.401	58.919	79	38.985	58.914	78	42.649	58.825	78	45.769	58.608	79	48.603	58.986
79	35.476	59.017	78	39.080	59.084	79	42.666	58.937	79	45.872	58.694	78	48.687	59.173
38	40.970	58.427	38	43.532	57.967	38	46.533	58.257	38	49.022	57.977	38	50.212	57.445

Weather / Track : Cloudy / Dry

Cannons Motor Spares Tin Top Championship

RACE 14 - LAP CHART

LAP 16 @ 14:45:56.181			LAP 17 @ 14:46:52.994		
NO	BEHIND	LAP TIME	NO	BEHIND	LAP TIME
72		56.039	72		56.813
55	4.846	56.140	55	4.630	56.597
33	7.393	55.216	33	5.838	55.258
44	7.997	55.376	44	6.825	55.641
199	10.534	55.560	199	9.475	55.754
6	1 Lap	59.715	6	1 Lap	59.685
61	23.560	57.340	61	24.395	57.648
69	5 Laps	54.002	69	5 Laps	54.425
11	28.669	56.876	11	28.700	56.844
18	33.934	56.726	18	34.037	56.916
37	1 Lap	1:01.332	27	43.350	1:00.183
132	1 Lap	1:01.240	37	1 Lap	1:01.932
41	1 Lap	1:00.631	5	43.886	59.838
27	39.980	58.022	132	1 Lap	1:02.828
5	40.861	57.786	41	1 Lap	1:02.260
10	1 Lap	1:01.516	10	1 Lap	1:01.656
79	51.463	58.899	79	53.396	58.746
78	51.559	58.911	78	53.581	58.835
38	51.866	57.693	38	53.777	58.724

Weather / Track : Cloudy / Dry

Results can be found at www.tsl-timing.com

Page 4 of 4

Brands Hatch Indy
 Circuit Length = 1.2079 miles
 Start: 14:31 Flag 14:46 End: 14:48

Printed - 14:54 Sunday, 30 August 2015

Cannons Motor Spares Tin Top Championship

RACE 14 - LAP ANALYSIS

DIFF = Difference To Personal Best Lap

P1 72 Tom BRIDGER				
LAP	LAP TIME	DIFF	MPH	TIME OF DAY
1 -	59.100	4.511	73.57	14:32:01.085
2 -	55.135 (3)	0.546	78.87	14:32:56.220
3 -	55.342	0.753	78.57	14:33:51.562
4 -	54.589 (1)		79.66	14:34:46.151
5 -	54.644 (2)	0.055	79.58	14:35:40.795
6 -	55.279	0.690	78.66	14:36:36.074
7 -	55.988	1.399	77.67	14:37:32.062
8 -	55.575	0.986	78.24	14:38:27.637
9 -	56.772	2.183	76.59	14:39:24.409
10 -	57.579	2.990	75.52	14:40:21.988
11 -	55.750	1.161	78.00	14:41:17.738
12 -	55.405	0.816	78.48	14:42:13.143
13 -	55.256	0.667	78.69	14:43:08.399
14 -	55.488	0.899	78.37	14:44:03.887
15 -	56.255	1.666	77.30	14:45:00.142
16 -	56.039	1.450	77.59	14:45:56.181
17 -	56.813	2.224	76.54	14:46:52.994

P2 55 Chris WHITEMAN				
LAP	LAP TIME	DIFF	MPH	TIME OF DAY
1 -	1:00.720	5.217	71.61	14:32:02.705
2 -	56.423	0.920	77.07	14:32:59.128
3 -	55.853	0.350	77.85	14:33:54.981
4 -	55.643	0.140	78.15	14:34:50.624
5 -	56.107	0.604	77.50	14:35:46.731
6 -	55.873	0.370	77.83	14:36:42.604
7 -	55.572 (2)	0.069	78.25	14:37:38.176
8 -	56.033	0.530	77.60	14:38:34.209
9 -	55.738	0.235	78.01	14:39:29.947
10 -	55.757	0.254	77.99	14:40:25.704
11 -	55.634 (3)	0.131	78.16	14:41:21.338
12 -	56.171	0.668	77.41	14:42:17.509
13 -	55.503 (1)		78.34	14:43:13.012
14 -	55.875	0.372	77.82	14:44:08.887
15 -	56.000	0.497	77.65	14:45:04.887
16 -	56.140	0.637	77.45	14:46:01.027
17 -	56.597	1.094	76.83	14:46:57.624

P3 33 Chris BASSETT				
LAP	LAP TIME	DIFF	MPH	TIME OF DAY
1 -	1:01.763	6.773	70.40	14:32:03.748
2 -	57.590	2.600	75.50	14:33:01.338
3 -	56.353	1.363	77.16	14:33:57.691
4 -	55.656	0.666	78.13	14:34:53.347
5 -	55.730	0.740	78.02	14:35:49.077
6 -	55.599	0.609	78.21	14:36:44.676
7 -	55.613	0.623	78.19	14:37:40.289
8 -	56.234	1.244	77.33	14:38:36.523
9 -	55.661	0.671	78.12	14:39:32.184
10 -	54.990 (1)		79.07	14:40:27.174
11 -	58.048	3.058	74.91	14:41:25.222
12 -	55.789	0.799	77.94	14:42:21.011
13 -	55.776	0.786	77.96	14:43:16.787
14 -	56.354	1.364	77.16	14:44:13.141
15 -	55.217 (3)	0.227	78.75	14:45:08.358
16 -	55.216 (2)	0.226	78.75	14:46:03.574
17 -	55.258	0.268	78.69	14:46:58.832

DIFF = Difference To Personal Best Lap

P4 44 Rod BIRLEY				
LAP	LAP TIME	DIFF	MPH	TIME OF DAY
1 -	1:01.839	6.463	70.32	14:32:03.824
2 -	56.910	1.534	76.41	14:33:00.734
3 -	55.932	0.556	77.74	14:33:56.666
4 -	55.518 (2)	0.142	78.32	14:34:52.184
5 -	55.806	0.430	77.92	14:35:47.990
6 -	55.845	0.469	77.86	14:36:43.835
7 -	56.179	0.803	77.40	14:37:40.014
8 -	56.120	0.744	77.48	14:38:36.134
9 -	56.681	1.305	76.72	14:39:32.815
10 -	55.552 (3)	0.176	78.27	14:40:28.367
11 -	56.404	1.028	77.09	14:41:24.771
12 -	55.994	0.618	77.66	14:42:20.765
13 -	55.727	0.351	78.03	14:43:16.492
14 -	56.199	0.823	77.37	14:44:12.691
15 -	56.111	0.735	77.50	14:45:08.802
16 -	55.376 (1)		78.52	14:46:04.178
17 -	55.641	0.265	78.15	14:46:59.819

P5 199 Bob HOSIER				
LAP	LAP TIME	DIFF	MPH	TIME OF DAY
1 -	1:01.703	6.287	70.47	14:32:03.688
2 -	57.641	2.225	75.44	14:33:01.329
3 -	56.566	1.150	76.87	14:33:57.895
4 -	55.966	0.550	77.70	14:34:53.861
5 -	55.614	0.198	78.19	14:35:49.475
6 -	55.416 (1)		78.47	14:36:44.891
7 -	55.858	0.442	77.85	14:37:40.749
8 -	56.027	0.611	77.61	14:38:36.776
9 -	56.765	1.349	76.60	14:39:33.541
10 -	56.379	0.963	77.13	14:40:29.920
11 -	56.823	1.407	76.52	14:41:26.743
12 -	56.510	1.094	76.95	14:42:23.253
13 -	55.553 (2)	0.137	78.27	14:43:18.806
14 -	56.264	0.848	77.28	14:44:15.070
15 -	56.085	0.669	77.53	14:45:11.155
16 -	55.560 (3)	0.144	78.26	14:46:06.715
17 -	55.754	0.338	77.99	14:47:02.469

P6 61 Cliff PELLIN				
LAP	LAP TIME	DIFF	MPH	TIME OF DAY
1 -	1:02.623	6.651	69.44	14:32:04.608
2 -	57.152	1.180	76.08	14:33:01.760
3 -	56.689	0.717	76.70	14:33:58.449
4 -	56.365 (3)	0.393	77.15	14:34:54.814
5 -	55.972 (1)		77.69	14:35:50.786
6 -	56.214 (2)	0.242	77.35	14:36:47.000
7 -	56.384	0.412	77.12	14:37:43.384
8 -	57.338	1.366	75.84	14:38:40.722
9 -	57.599	1.627	75.49	14:39:38.321
10 -	58.240	2.268	74.66	14:40:36.561
11 -	57.522	1.550	75.59	14:41:34.083
12 -	57.436	1.464	75.71	14:42:31.519
13 -	57.065	1.093	76.20	14:43:28.584
14 -	57.057	1.085	76.21	14:44:25.641
15 -	56.760	0.788	76.61	14:45:22.401
16 -	57.340	1.368	75.83	14:46:19.741
17 -	57.648	1.676	75.43	14:47:17.389

Weather / Track : Cloudy / Dry

Brands Hatch Indy
Circuit Length = 1.2079 miles
Start: 14:31 Flag 14:46 End: 14:48

Cannons Motor Spares Tin Top Championship

RACE 14 - LAP ANALYSIS

DIFF = Difference To Personal Best Lap

P7 11 Daniel ADAMS				
LAP	LAP TIME	DIFF	MPH	TIME OF DAY
1 -	1:03.339	6.586	68.65	14:32:05.324
2 -	57.178	0.425	76.05	14:33:02.502
3 -	56.866 (3)	0.113	76.47	14:33:59.368
4 -	57.165	0.412	76.07	14:34:56.533
5 -	57.050	0.297	76.22	14:35:53.583
6 -	56.977	0.224	76.32	14:36:50.560
7 -	58.184	1.431	74.73	14:37:48.744
8 -	57.663	0.910	75.41	14:38:46.407
9 -	57.061	0.308	76.20	14:39:43.468
10 -	57.601	0.848	75.49	14:40:41.069
11 -	56.753 (1)		76.62	14:41:37.822
12 -	57.018	0.265	76.26	14:42:34.840
13 -	57.840	1.087	75.18	14:43:32.680
14 -	58.192	1.439	74.72	14:44:30.872
15 -	57.102	0.349	76.15	14:45:27.974
16 -	56.876	0.123	76.45	14:46:24.850
17 -	56.844 (2)	0.091	76.50	14:47:21.694

P8 18 Carey LEWIS				
LAP	LAP TIME	DIFF	MPH	TIME OF DAY
1 -	1:09.168	12.728	62.86	14:32:11.153
2 -	1:01.335	4.895	70.89	14:33:12.488
3 -	57.740	1.300	75.31	14:34:10.228
4 -	57.638	1.198	75.44	14:35:07.866
5 -	57.247	0.807	75.96	14:36:05.113
6 -	57.392	0.952	75.77	14:37:02.505
7 -	56.765	0.325	76.60	14:37:59.270
8 -	57.042	0.602	76.23	14:38:56.312
9 -	56.640 (3)	0.200	76.77	14:39:52.952
10 -	56.440 (1)		77.04	14:40:49.392
11 -	57.140	0.700	76.10	14:41:46.532
12 -	56.592 (2)	0.152	76.84	14:42:43.124
13 -	56.728	0.288	76.65	14:43:39.852
14 -	56.768	0.328	76.60	14:44:36.620
15 -	56.769	0.329	76.60	14:45:33.389
16 -	56.726	0.286	76.65	14:46:30.115
17 -	56.916	0.476	76.40	14:47:27.031

P9 27 Dominic RYAN				
LAP	LAP TIME	DIFF	MPH	TIME OF DAY
1 -	1:04.069	6.871	67.87	14:32:06.054
2 -	58.519	1.321	74.31	14:33:04.573
3 -	57.572 (3)	0.374	75.53	14:34:02.145
4 -	57.198 (1)		76.02	14:34:59.343
5 -	58.325	1.127	74.55	14:35:57.668
6 -	58.520	1.322	74.30	14:36:56.188
7 -	57.389 (2)	0.191	75.77	14:37:53.577
8 -	57.813	0.615	75.21	14:38:51.390
9 -	57.961	0.763	75.02	14:39:49.351
10 -	58.180	0.982	74.74	14:40:47.531
11 -	58.029	0.831	74.93	14:41:45.560
12 -	58.650	1.452	74.14	14:42:44.210
13 -	57.934	0.736	75.06	14:43:42.144
14 -	57.684	0.486	75.38	14:44:39.828
15 -	58.311	1.113	74.57	14:45:38.139
16 -	58.022	0.824	74.94	14:46:36.161
17 -	1:00.183	2.985	72.25	14:47:36.344

DIFF = Difference To Personal Best Lap

P10 5 Ryan STEEL				
LAP	LAP TIME	DIFF	MPH	TIME OF DAY
1 -	1:03.974	6.511	67.97	14:32:05.959
2 -	58.350	0.887	74.52	14:33:04.309
3 -	57.483 (2)	0.020	75.65	14:34:01.792
4 -	57.463 (1)		75.67	14:34:59.255
5 -	58.373	0.910	74.49	14:35:57.628
6 -	58.546	1.083	74.27	14:36:56.174
7 -	58.615	1.152	74.18	14:37:54.789
8 -	57.900	0.437	75.10	14:38:52.689
9 -	57.624 (3)	0.161	75.46	14:39:50.313
10 -	58.194	0.731	74.72	14:40:48.507
11 -	58.318	0.855	74.56	14:41:46.825
12 -	58.308	0.845	74.57	14:42:45.133
13 -	58.087	0.624	74.86	14:43:43.220
14 -	57.648	0.185	75.43	14:44:40.868
15 -	58.388	0.925	74.47	14:45:39.256
16 -	57.786	0.323	75.25	14:46:37.042
17 -	59.838	2.375	72.67	14:47:36.880

P11 79 Mikey DAY				
LAP	LAP TIME	DIFF	MPH	TIME OF DAY
1 -	1:04.949	6.695	66.95	14:32:06.934
2 -	58.561 (2)	0.307	74.25	14:33:05.495
3 -	58.254 (1)		74.64	14:34:03.749
4 -	58.677	0.423	74.11	14:35:02.426
5 -	58.587 (3)	0.333	74.22	14:36:01.013
6 -	58.651	0.397	74.14	14:36:59.664
7 -	58.622	0.368	74.18	14:37:58.286
8 -	58.652	0.398	74.14	14:38:56.938
9 -	58.625	0.371	74.17	14:39:55.563
10 -	58.634	0.380	74.16	14:40:54.197
11 -	59.017	0.763	73.68	14:41:53.214
12 -	58.914	0.660	73.81	14:42:52.128
13 -	58.937	0.683	73.78	14:43:51.065
14 -	58.694	0.440	74.08	14:44:49.759
15 -	58.986	0.732	73.72	14:45:48.745
16 -	58.899	0.645	73.83	14:46:47.644
17 -	58.746	0.492	74.02	14:47:46.390

P12 78 Steve EVERSON				
LAP	LAP TIME	DIFF	MPH	TIME OF DAY
1 -	1:05.449	7.445	66.44	14:32:07.434
2 -	58.471	0.467	74.37	14:33:05.905
3 -	58.099 (2)	0.095	74.84	14:34:04.004
4 -	59.193	1.189	73.46	14:35:03.197
5 -	58.580	0.576	74.23	14:36:01.777
6 -	58.004 (1)		74.97	14:36:59.781
7 -	58.633	0.629	74.16	14:37:58.414
8 -	59.181	1.177	73.47	14:38:57.595
9 -	58.450	0.446	74.39	14:39:56.045
10 -	58.175 (3)	0.171	74.75	14:40:54.220
11 -	58.919	0.915	73.80	14:41:53.139
12 -	59.084	1.080	73.60	14:42:52.223
13 -	58.825	0.821	73.92	14:43:51.048
14 -	58.608	0.604	74.19	14:44:49.656
15 -	59.173	1.169	73.48	14:45:48.829
16 -	58.911	0.907	73.81	14:46:47.740
17 -	58.835	0.831	73.91	14:47:46.575

Weather / Track : Cloudy / Dry

Brands Hatch Indy
Circuit Length = 1.2079 miles
Start: 14:31 Flag 14:46 End: 14:48

Cannons Motor Spares Tin Top Championship

RACE 14 - LAP ANALYSIS

DIFF = Difference To Personal Best Lap

P13 38 Matthew SMITH				
LAP	LAP TIME	DIFF	MPH	TIME OF DAY
1 -	1:08.536	11.091	63.44	14:32:10.521
2 -	1:01.285	3.840	70.95	14:33:11.806
3 -	59.532	2.087	73.04	14:34:11.338
4 -	59.327	1.882	73.29	14:35:10.665
5 -	58.311	0.866	74.57	14:36:08.976
6 -	58.252	0.807	74.65	14:37:07.228
7 -	58.665	1.220	74.12	14:38:05.893
8 -	58.351	0.906	74.52	14:39:04.244
9 -	57.877 (3)	0.432	75.13	14:40:02.121
10 -	58.160	0.715	74.76	14:41:00.281
11 -	58.427	0.982	74.42	14:41:58.708
12 -	57.967	0.522	75.01	14:42:56.675
13 -	58.257	0.812	74.64	14:43:54.932
14 -	57.977	0.532	75.00	14:44:52.909
15 -	57.445 (1)		75.70	14:45:50.354
16 -	57.693 (2)	0.248	75.37	14:46:48.047
17 -	58.724	1.279	74.05	14:47:46.771

P14 6 James ALFORD				
LAP	LAP TIME	DIFF	MPH	TIME OF DAY
1 -	1:10.761	12.057	61.45	14:32:12.746
2 -	1:02.176	3.472	69.94	14:33:14.922
3 -	1:00.676	1.972	71.66	14:34:15.598
4 -	1:01.481	2.777	70.73	14:35:17.079
5 -	1:01.474	2.770	70.73	14:36:18.553
6 -	58.704 (1)		74.07	14:37:17.257
7 -	59.635	0.931	72.92	14:38:16.892
8 -	1:00.050	1.346	72.41	14:39:16.942
9 -	1:01.338	2.634	70.89	14:40:18.280
10 -	59.913	1.209	72.58	14:41:18.193
11 -	59.137	0.433	73.53	14:42:17.330
12 -	59.612	0.908	72.94	14:43:16.942
13 -	58.712 (2)	0.008	74.06	14:44:15.654
14 -	59.120 (3)	0.416	73.55	14:45:14.774
15 -	59.715	1.011	72.82	14:46:14.489
16 -	59.685	0.981	72.85	14:47:14.174

P15 37 Ken ANGELL				
LAP	LAP TIME	DIFF	MPH	TIME OF DAY
1 -	1:08.254	7.263	63.71	14:32:10.239
2 -	1:02.715	1.724	69.33	14:33:12.954
3 -	1:02.049	1.058	70.08	14:34:15.003
4 -	1:01.656	0.665	70.53	14:35:16.659
5 -	1:02.096	1.105	70.03	14:36:18.755
6 -	1:00.991 (1)		71.29	14:37:19.746
7 -	1:01.205 (3)	0.214	71.04	14:38:20.951
8 -	1:01.395	0.404	70.82	14:39:22.346
9 -	1:01.986	0.995	70.15	14:40:24.332
10 -	1:02.003	1.012	70.13	14:41:26.335
11 -	1:02.616	1.625	69.44	14:42:28.951
12 -	1:01.191 (2)	0.200	71.06	14:43:30.142
13 -	1:01.569	0.578	70.62	14:44:31.711
14 -	1:01.528	0.537	70.67	14:45:33.239
15 -	1:01.332	0.341	70.90	14:46:34.571
16 -	1:01.932	0.941	70.21	14:47:36.503

P16 132 Adrian MATTHEWS				
LAP	LAP TIME	DIFF	MPH	TIME OF DAY
1 -	1:08.975	8.355	63.04	14:32:10.960

DIFF = Difference To Personal Best Lap

2 -	1:02.836	2.216	69.20	14:33:13.796
3 -	1:01.986	1.366	70.15	14:34:15.782
4 -	1:02.032	1.412	70.10	14:35:17.814
5 -	1:01.548	0.928	70.65	14:36:19.362
6 -	1:00.620 (1)		71.73	14:37:19.982
7 -	1:02.066	1.446	70.06	14:38:22.048
8 -	1:00.776 (2)	0.156	71.55	14:39:22.824
9 -	1:02.463	1.843	69.61	14:40:25.287
10 -	1:02.886	2.266	69.15	14:41:28.173
11 -	1:01.005 (3)	0.385	71.28	14:42:29.178
12 -	1:01.629	1.009	70.56	14:43:30.807
13 -	1:01.233	0.613	71.01	14:44:32.040
14 -	1:01.491	0.871	70.71	14:45:33.531
15 -	1:01.240	0.620	71.00	14:46:34.771
16 -	1:02.828	2.208	69.21	14:47:37.599

P17 41 Robert TAYLOR				
LAP	LAP TIME	DIFF	MPH	TIME OF DAY
1 -	1:09.338	8.713	62.71	14:32:11.323
2 -	1:04.093	3.468	67.84	14:33:15.416
3 -	1:01.013 (3)	0.388	71.27	14:34:16.429
4 -	1:01.414	0.789	70.80	14:35:17.843
5 -	1:02.339	1.714	69.75	14:36:20.182
6 -	1:00.625 (1)		71.72	14:37:20.807
7 -	1:01.052	0.427	71.22	14:38:21.859
8 -	1:01.711	1.086	70.46	14:39:23.570
9 -	1:01.649	1.024	70.53	14:40:25.219
10 -	1:02.244	1.619	69.86	14:41:27.463
11 -	1:02.502	1.877	69.57	14:42:29.965
12 -	1:01.706	1.081	70.47	14:43:31.671
13 -	1:01.403	0.778	70.82	14:44:33.074
14 -	1:01.752	1.127	70.42	14:45:34.826
15 -	1:00.631 (2)	0.006	71.72	14:46:35.457
16 -	1:02.260	1.635	69.84	14:47:37.717

P18 10 Terry WALLER				
LAP	LAP TIME	DIFF	MPH	TIME OF DAY
1 -	1:12.329	11.007	60.12	14:32:14.314
2 -	1:03.034	1.712	68.98	14:33:17.348
3 -	1:02.456	1.134	69.62	14:34:19.804
4 -	1:02.028	0.706	70.10	14:35:21.832
5 -	1:01.571 (3)	0.249	70.62	14:36:23.403
6 -	1:02.511	1.189	69.56	14:37:25.914
7 -	1:02.091	0.769	70.03	14:38:28.005
8 -	1:02.137	0.815	69.98	14:39:30.142
9 -	1:03.291	1.969	68.70	14:40:33.433
10 -	1:01.812	0.490	70.35	14:41:35.245
11 -	1:01.626	0.304	70.56	14:42:36.871
12 -	1:01.322 (1)		70.91	14:43:38.193
13 -	1:02.253	0.931	69.85	14:44:40.446
14 -	1:01.819	0.497	70.34	14:45:42.265
15 -	1:01.516 (2)	0.194	70.69	14:46:43.781
16 -	1:01.656	0.334	70.53	14:47:45.437

P19 69 Barnaby DAVIES				
LAP	LAP TIME	DIFF	MPH	TIME OF DAY
1 -	59.177	5.175	73.48	14:32:01.162
2 -	58.918	4.916	73.80	14:33:00.080
3 -	54.890	0.888	79.22	14:33:54.970
4 -	54.667	0.665	79.54	14:34:49.637
5 -	6:04.728 P	5:10.726	11.92	14:40:54.365
6 -	56.802	2.800	76.55	14:41:51.167

Weather / Track : Cloudy / Dry

Brands Hatch Indy
Circuit Length = 1.2079 miles
Start: 14:31 Flag 14:46 End: 14:48

Cannons Motor Spares Tin Top Championship

RACE 14 - LAP ANALYSIS

DIFF = Difference To Personal Best Lap

7 -	54.707	0.705	79.48	14:42:45.874
8 -	54.255 (2)	0.253	80.15	14:43:40.129
9 -	55.027	1.025	79.02	14:44:35.156
10 -	55.568	1.566	78.25	14:45:30.724
11 -	54.002 (1)		80.52	14:46:24.726
12 -	54.425 (3)	0.423	79.90	14:47:19.151

P20 50 Kieron LEHANE				
LAP	LAP TIME	DIFF	MPH	TIME OF DAY

1 -	1:12.214	11.239	60.21	14:32:14.199
2 -	1:01.363 (2)	0.388	70.86	14:33:15.562
3 -	1:00.975 (1)		71.31	14:34:16.537
4 -	1:01.667 (3)	0.692	70.51	14:35:18.204
5 -	1:10.689	9.714	61.51	14:36:28.893
6 -	1:08.376	7.401	63.59	14:37:37.269

P21 75 Ben FORBES				
LAP	LAP TIME	DIFF	MPH	TIME OF DAY


1 -	1:06.153 (3)	6.948	65.73	14:32:08.138
2 -	59.205 (1)		73.44	14:33:07.343
3 -	59.484 (2)	0.279	73.10	14:34:06.827

P22 91 Oliver DAVIES				
LAP	LAP TIME	DIFF	MPH	TIME OF DAY

1 -	1:10.030 (1)		62.09	14:32:12.015
-----	---------------------	--	--------------	---------------------

Cannons Motor Spares Tin Top Championship

RACE 21 - GRID (15 minutes)

ROW 12	23	12	Chris BROWN			
ROW 11	21	75	Ben FORBES	22	91	Oliver DAVIES
ROW 10	19	69	Barnaby DAVIES	20	50	Kieron LEHANE
ROW 9	17	41	Robert TAYLOR	18	10	Terry WALLER
ROW 8	15	37	Ken ANGELL	16	132	Adrian MATTHEWS
ROW 7	13	38	Matthew SMITH	14	6	James ALFORD
ROW 6	11	79	Mikey DAY	12	78	Steve EVERSON
ROW 5	9	27	Dominic RYAN	10	5	Ryan STEEL
ROW 4	7	55	Chris WHITEMAN	8	72	Tom BRIDGER
ROW 3	5	44	Rod BIRLEY	6	33	Chris BASSETT
ROW 2	3	61	Cliff PELLIN	4	199	Bob HOSIER
ROW 1	1	18	Carey LEWIS	2	11	Daniel ADAMS
Pole						
						

Reverse grid = 8 positions

Brands Hatch Indy
Circuit Length = 1.2079 miles

These results are provisional until the conclusion of any judicial and technical matters.

Clerk Of Course :

Timekeeper :

Cannons Motor Spares Tin Top Championship

RACE 21 - CLASSIFICATION

POS	NO	CL	PIC NAME	ENTRY	LAPS	TIME	GAP	DIFF	MPH	BEST	ON
1	69	T1	1 Barnaby DAVIES	Toyota Starlet GT	17	15:47.570			78.01	54.167	5
2	72	T1	2 Tom BRIDGER	Rover 220 Turbo	17	15:51.681	4.111	4.111	77.67	54.770	2
3	33	T2	1 Chris BASSETT	Peugeot 205 GTi	17	16:00.113	12.543	8.432	76.99	55.603	5
4	44	T2	2 Rod BIRLEY	Honda Integra	17	16:10.382	22.812	10.269	76.18	55.945	3
5	18	T2	3 Carey LEWIS	Honda Civic Type R	17	16:13.580	26.010	3.198	75.93	56.372	15
6	61	TP	1 Cliff PELLIN	Ford Fiesta ST150	17	16:14.563	26.993	0.983	75.85	56.053	14
7	199	T1	3 Bob HOSIER	Seat Leon	17	16:18.923	31.353	4.360	75.51	55.585	2
8	11	TP	2 Daniel ADAMS	Proton Satria	17	16:21.759	34.189	2.836	75.29	56.644	14
9	5	T3	1 Ryan STEEL	Citroen Saxo	17	16:37.628	50.058	15.869	74.10	57.179	5
10	38	T1	4 Matthew SMITH	BMW 528i	17	16:42.618	55.048	4.990	73.73	57.748	16
11	27	T3	2 Dominic RYAN	Ford Fiesta ZetecS	17	16:44.617	57.047	1.999	73.58	57.750	13
12	79	T3	3 Mikey DAY	Citroen Saxo	16	15:48.069	1 Lap	1 Lap	73.38	58.192	13
13	78	T3	4 Steve EVERSON	Citroen Saxo	16	15:48.288	1 Lap	0.219	73.37	58.057	6
14	91	T1	5 Oliver DAVIES	Toyota Starlet GT	16	15:53.770	1 Lap	5.482	72.95	58.237	5
15	6	TP	3 James ALFORD	Renault Clio 172 Cup	16	15:54.357	1 Lap	0.587	72.90	58.241	13
16	75	T3	5 Ben FORBES	Citroen Saxo	16	16:06.132	1 Lap	11.775	72.01	59.038	12
17	132	TP	4 Adrian MATTHEWS	Ford Puma	16	16:28.905	1 Lap	22.773	70.35	59.483	4
18	41	T3	6 Robert TAYLOR	Ford Fiesta	16	16:36.904	1 Lap	7.999	69.79	59.988	16
19	10	T3	7 Terry WALLER	Peugeot 205 GTi	16	16:44.975	1 Lap	8.071	69.23	1:01.581	15
20	37	T1	6 Ken ANGELL	BMW E36 328i	15	16:27.160	2 Laps	1 Lap	66.07	1:01.662	5

NOT CLASSIFIED

DNF	12	T3	Chris BROWN	Ford Fiesta XR2	4	4:09.924	13 Laps	11 Laps	69.59	59.316	3
DNF	55	T2	Chris WHITEMAN	Honda Civic Type R	1	1:04.355	16 Laps	3 Laps	67.57	1:04.355	1

FASTEST LAP

69	T1	Barnaby DAVIES	Toyota Starlet GT	5	54.167	80.28 mph	129.20 kph
33	T2	Chris BASSETT	Peugeot 205 GTi	5	55.603	78.20 mph	125.86 kph
61	TP	Cliff PELLIN	Ford Fiesta ST150	14	56.053	77.58 mph	124.85 kph
5	T3	Ryan STEEL	Citroen Saxo	5	57.179	76.05 mph	122.39 kph

Weather / Track : Cloudy / Dry

These results are provisional until the conclusion of any judicial and technical matters.

Brands Hatch Indy

Circuit Length = 1.2079 miles

Start: 17:33 Flag 17:49 End: 17:51

Clerk Of Course :	Timekeeper :
-------------------	--------------

Cannons Motor Spares Tin Top Championship

RACE 21 - LAP CHART

LAP 1 @ 17:35:00.996			LAP 2 @ 17:35:56.581			LAP 3 @ 17:36:53.077			LAP 4 @ 17:37:48.228			LAP 5 @ 17:38:43.536		
NO	BEHIND	LAP TIME	NO	BEHIND	LAP TIME	NO	BEHIND	LAP TIME	NO	BEHIND	LAP TIME	NO	BEHIND	LAP TIME
199		1:01.168	199		55.585	72		56.367	72		55.151	72		55.308
33	0.881	1:02.049	72	0.129	54.770	33	1.266	56.213	33	2.045	55.930	69	1.856	54.167
72	0.944	1:02.112	33	1.549	56.253	69	3.455	56.407	69	2.997	54.693	33	2.340	55.603
18	1.526	1:02.694	18	2.901	56.960	18	3.738	57.333	18	5.621	57.034	18	7.017	56.704
61	2.243	1:03.411	69	3.544	55.250	61	4.539	57.032	44	6.005	55.993	44	7.507	56.810
55	3.187	1:04.355	61	4.003	57.345	44	5.163	55.945	61	6.891	57.503	61	8.016	56.433
11	3.227	1:04.395	44	5.714	57.123	11	7.937	57.861	11	10.214	57.428	11	12.270	57.364
69	3.879	1:05.047	11	6.572	58.930	5	9.260	58.225	5	11.765	57.656	5	13.636	57.179
44	4.176	1:05.344	5	7.531	58.112	27	11.479	59.319	27	14.711	58.383	199	17.380	57.038
5	5.004	1:06.172	27	8.656	59.058	79	13.015	1:00.087	199	15.650	56.561	27	18.995	59.592
27	5.183	1:06.351	79	9.424	59.339	38	13.915	1:00.539	79	16.817	58.953	79	19.962	58.453
79	5.670	1:06.838	38	9.872	59.404	199	14.240	1:10.736	38	17.144	58.380	38	20.176	58.340
38	6.053	1:07.221	78	10.387	59.215	78	14.647	1:00.756	78	18.458	58.962	78	21.783	58.633
78	6.757	1:07.925	6	10.962	59.393	6	15.412	1:00.946	91	19.454	58.798	91	22.383	58.237
6	7.154	1:08.322	91	11.242	59.290	91	15.807	1:01.061	6	20.100	59.839	6	24.120	59.328
91	7.537	1:08.705	12	14.526	1:00.550	12	17.346	59.316	12	21.524	59.329	75	26.026	59.060
75	9.130	1:10.298	75	14.951	1:01.406	75	18.073	59.618	75	22.274	59.352	132	32.276	1:00.869
37	9.258	1:10.426	37	16.528	1:02.855	132	22.383	1:02.047	132	26.715	59.483	41	35.098	1:00.568
12	9.561	1:10.729	132	16.832	1:02.344	37	22.772	1:02.740	41	29.838	1:01.359	37	36.424	1:01.662
132	10.073	1:11.241	41	17.617	1:02.874	41	23.630	1:02.509	37	30.070	1:02.449	10	38.023	1:02.070
41	10.328	1:11.496	10	18.146	1:02.430	10	24.128	1:02.478	10	31.261	1:02.284			
10	11.301	1:12.469												

Weather / Track : Cloudy / Dry

Cannons Motor Spares Tin Top Championship

RACE 21 - LAP CHART

LAP 6 @ 17:39:39.448			LAP 7 @ 17:40:34.576			LAP 8 @ 17:41:29.904			LAP 9 @ 17:42:25.920			LAP 10 @ 17:43:21.092		
NO	BEHIND	LAP TIME	NO	BEHIND	LAP TIME	NO	BEHIND	LAP TIME	NO	BEHIND	LAP TIME	NO	BEHIND	LAP TIME
72		55.912	72		55.128	72		55.328	72		56.016	72		55.172
69	0.533	54.589	69	0.274	54.869	69	0.091	55.145	69	0.132	56.057	69	0.124	55.164
33	3.060	56.632	33	4.292	56.360	33	5.060	56.096	37	1 Lap	1:02.586	33	6.048	56.364
18	8.963	57.858	44	11.001	56.967	44	11.932	56.259	10	1 Lap	1:02.254	37	1 Lap	1:02.250
44	9.162	57.567	18	11.316	57.481	18	12.992	57.004	33	4.856	55.812	10	1 Lap	1:02.146
61	9.468	57.364	61	11.770	57.430	61	13.487	57.045	41	1 Lap	1:11.947	41	1 Lap	1:00.311
11	13.925	57.567	11	15.796	56.999	11	17.347	56.879	44	12.195	56.279	44	13.363	56.340
5	15.360	57.636	5	17.718	57.486	5	20.623	58.233	18	13.811	56.835	18	15.099	56.460
199	18.189	56.721	199	20.174	57.113	199	21.322	56.476	61	14.218	56.747	61	15.575	56.529
27	22.039	58.956	27	25.196	58.285	27	28.220	58.352	11	18.027	56.696	11	19.791	56.936
38	22.979	58.715	38	26.113	58.262	38	28.600	57.815	199	21.526	56.220	199	22.924	56.570
79	23.148	59.098	79	27.046	59.026	79	30.046	58.328	5	23.065	58.458	5	26.175	58.282
78	23.928	58.057	78	27.461	58.661	78	30.319	58.186	27	31.037	58.833	38	34.023	58.148
91	25.227	58.756	91	28.988	58.889	91	32.773	59.113	38	31.047	58.463	27	35.970	1:00.105
6	27.108	58.900	6	31.073	59.093	6	34.495	58.750	79	32.462	58.432	79	36.166	58.876
75	29.466	59.352	75	33.677	59.339	75	38.237	59.888	78	32.628	58.325	78	36.530	59.074
132	36.828	1:00.464	132	41.716	1:00.016	132	48.377	1:01.989	91	35.021	58.264	91	38.718	58.869
41	39.417	1:00.231	41	44.293	1:00.004				6	37.304	58.825	6	40.608	58.476
37	42.344	1:01.832	37	49.163	1:01.947				75	42.306	1:00.085	75	46.417	59.283
10	43.849	1:01.738	10	50.432	1:01.711				132	52.918	1:00.557			

Weather / Track : Cloudy / Dry

Cannons Motor Spares Tin Top Championship

RACE 21 - LAP CHART

LAP 11 @ 17:44:16.228			LAP 12 @ 17:45:11.522			LAP 13 @ 17:46:07.170			LAP 14 @ 17:47:01.974			LAP 15 @ 17:47:56.927		
NO	BEHIND	LAP TIME	NO	BEHIND	LAP TIME	NO	BEHIND	LAP TIME	NO	BEHIND	LAP TIME	NO	BEHIND	LAP TIME
72		55.136	72		55.294	69		55.485	69		54.804	69		54.953
69	0.417	55.429	69	0.163	55.040	72	0.175	55.823	72	0.600	55.229	72	1.458	55.811
132	1 Lap	1:01.510	33	7.832	55.983	33	7.908	55.724	75	1 Lap	1:00.604	75	1 Lap	59.383
33	7.143	56.231	132	1 Lap	1:01.503	132	1 Lap	1:00.561	33	9.268	56.164	33	10.148	55.833
37	1 Lap	1:01.725	44	15.648	56.520	44	16.744	56.744	44	18.500	56.560	44	20.291	56.744
44	14.422	56.195	18	19.266	57.814	18	20.067	56.449	18	21.691	56.428	18	23.110	56.372
10	1 Lap	1:01.718	61	20.402	58.420	61	21.090	56.336	132	1 Lap	1:01.632	61	23.560	56.174
41	1 Lap	1:00.114	37	1 Lap	1:02.756	11	26.183	57.883	61	22.339	56.053	132	1 Lap	1:01.639
18	16.746	56.783	41	1 Lap	1:02.658	199	26.340	57.495	11	28.023	56.644	199	29.421	56.329
61	17.276	56.837	10	1 Lap	1:03.327	41	1 Lap	1:01.520	199	28.045	56.509	11	30.295	57.225
11	22.087	57.432	11	23.948	57.155	37	1 Lap	1:03.564	41	1 Lap	1:00.852	41	1 Lap	1:00.117
199	23.910	56.122	199	24.493	55.877	10	1 Lap	1:03.322	10	1 Lap	1:01.629	5	42.384	58.534
5	29.412	58.373	5	32.237	58.119	5	35.211	58.622	5	38.803	58.396	10	1 Lap	1:02.049
38	37.082	58.195	38	39.992	58.204	38	42.395	58.051	38	46.050	58.459	38	49.358	58.261
27	38.648	57.814	27	41.920	58.566	27	44.022	57.750	27	47.784	58.566	27	51.125	58.294
79	39.705	58.675	79	42.999	58.588	79	45.543	58.192	79	49.321	58.582	79	52.658	58.290
78	39.869	58.475	78	43.120	58.545	78	46.003	58.531	78	49.686	58.487	78	52.933	58.200
91	41.827	58.245	91	45.410	58.877	91	48.455	58.693	37	1 Lap	1:16.276			
6	43.943	58.471	6	47.098	58.449	6	49.691	58.241	91	52.314	58.663			
75	50.549	59.268	75	54.293	59.038				6	53.150	58.263			

Weather / Track : Cloudy / Dry

Results can be found at www.tsl-timing.com

Page 3 of 4

Brands Hatch Indy
 Circuit Length = 1.2079 miles
 Start: 17:33 Flag 17:49 End: 17:51

Printed - 17:53 Sunday, 30 August 2015

Cannons Motor Spares Tin Top Championship

RACE 21 - LAP CHART

LAP 16 @ 17:48:52.124			LAP 17 @ 17:49:47.398		
NO	BEHIND	LAP TIME	NO	BEHIND	LAP TIME
69		55.197	69		55.274
91	1 Lap	1:00.233	79	1 Lap	58.312
72	2.504	56.243	78	1 Lap	58.256
6	1 Lap	1:00.209	72	4.111	56.881
33	11.163	56.212	91	1 Lap	59.077
75	1 Lap	1:00.132	6	1 Lap	58.852
37	2 Laps	1:15.732	33	12.543	56.654
44	21.445	56.351	75	1 Lap	1:00.026
18	24.511	56.598	44	22.812	56.641
61	25.085	56.722	18	26.010	56.773
199	30.120	55.896	61	26.993	57.182
11	31.987	56.889	199	31.353	56.507
132	1 Lap	1:00.904	11	34.189	57.476
41	1 Lap	1:00.356	37	2 Laps	1:18.360
5	45.887	58.700	132	1 Lap	1:02.146
10	1 Lap	1:01.581	41	1 Lap	59.988
38	51.909	57.748	5	50.058	59.445
27	54.227	58.299	38	55.048	58.413
			27	57.047	58.094
			10	1 Lap	1:01.769

Weather / Track : Cloudy / Dry

Results can be found at www.tsl-timing.com

Page 4 of 4

Brands Hatch Indy
 Circuit Length = 1.2079 miles
 Start: 17:33 Flag 17:49 End: 17:51

Printed - 17:53 Sunday, 30 August 2015

Cannons Motor Spares Tin Top Championship

RACE 21 - LAP ANALYSIS

DIFF = Difference To Personal Best Lap

P1 69 Barnaby DAVIES				
LAP	LAP TIME	DIFF	MPH	TIME OF DAY
1 -	1:05.047	10.880	66.85	17:35:04.875
2 -	55.250	1.083	78.70	17:36:00.125
3 -	56.407	2.240	77.09	17:36:56.532
4 -	54.693 (3)	0.526	79.50	17:37:51.225
5 -	54.167 (1)		80.28	17:38:45.392
6 -	54.589 (2)	0.422	79.66	17:39:39.981
7 -	54.869	0.702	79.25	17:40:34.850
8 -	55.145	0.978	78.85	17:41:29.995
9 -	56.057	1.890	77.57	17:42:26.052
10 -	55.164	0.997	78.83	17:43:21.216
11 -	55.429	1.262	78.45	17:44:16.645
12 -	55.040	0.873	79.00	17:45:11.685
13 -	55.485	1.318	78.37	17:46:07.170
14 -	54.804	0.637	79.34	17:47:01.974
15 -	54.953	0.786	79.13	17:47:56.927
16 -	55.197	1.030	78.78	17:48:52.124
17 -	55.274	1.107	78.67	17:49:47.398

P2 72 Tom BRIDGER				
LAP	LAP TIME	DIFF	MPH	TIME OF DAY
1 -	1:02.112	7.342	70.01	17:35:01.940
2 -	54.770 (1)		79.39	17:35:56.710
3 -	56.367	1.597	77.14	17:36:53.077
4 -	55.151	0.381	78.84	17:37:48.228
5 -	55.308	0.538	78.62	17:38:43.536
6 -	55.912	1.142	77.77	17:39:39.448
7 -	55.128 (2)	0.358	78.88	17:40:34.576
8 -	55.328	0.558	78.59	17:41:29.904
9 -	56.016	1.246	77.63	17:42:25.920
10 -	55.172	0.402	78.81	17:43:21.092
11 -	55.136 (3)	0.366	78.87	17:44:16.228
12 -	55.294	0.524	78.64	17:45:11.522
13 -	55.823	1.053	77.89	17:46:07.345
14 -	55.229	0.459	78.73	17:47:02.574
15 -	55.811	1.041	77.91	17:47:58.385
16 -	56.243	1.473	77.31	17:48:54.628
17 -	56.881	2.111	76.45	17:49:51.509

P3 33 Chris BASSETT				
LAP	LAP TIME	DIFF	MPH	TIME OF DAY
1 -	1:02.049	6.446	70.08	17:35:01.877
2 -	56.253	0.650	77.30	17:35:58.130
3 -	56.213	0.610	77.35	17:36:54.343
4 -	55.930	0.327	77.75	17:37:50.273
5 -	55.603 (1)		78.20	17:38:45.876
6 -	56.632	1.029	76.78	17:39:42.508
7 -	56.360	0.757	77.15	17:40:38.868
8 -	56.096	0.493	77.52	17:41:34.964
9 -	55.812 (3)	0.209	77.91	17:42:30.776
10 -	56.364	0.761	77.15	17:43:27.140
11 -	56.231	0.628	77.33	17:44:23.371
12 -	55.983	0.380	77.67	17:45:19.354
13 -	55.724 (2)	0.121	78.03	17:46:15.078
14 -	56.164	0.561	77.42	17:47:11.242
15 -	55.833	0.230	77.88	17:48:07.075
16 -	56.212	0.609	77.36	17:49:03.287
17 -	56.654	1.051	76.75	17:49:59.941

DIFF = Difference To Personal Best Lap

P4 44 Rod BIRLEY				
LAP	LAP TIME	DIFF	MPH	TIME OF DAY
1 -	1:05.344	9.399	66.54	17:35:05.172
2 -	57.123	1.178	76.12	17:36:02.295
3 -	55.945 (1)		77.72	17:36:58.240
4 -	55.993 (2)	0.048	77.66	17:37:54.233
5 -	56.810	0.865	76.54	17:38:51.043
6 -	57.567	1.622	75.53	17:39:48.610
7 -	56.967	1.022	76.33	17:40:45.577
8 -	56.259	0.314	77.29	17:41:41.836
9 -	56.279	0.334	77.26	17:42:38.115
10 -	56.340	0.395	77.18	17:43:34.455
11 -	56.195 (3)	0.250	77.38	17:44:30.650
12 -	56.520	0.575	76.93	17:45:27.170
13 -	56.744	0.799	76.63	17:46:23.914
14 -	56.560	0.615	76.88	17:47:20.474
15 -	56.744	0.799	76.63	17:48:17.218
16 -	56.351	0.406	77.16	17:49:13.569
17 -	56.641	0.696	76.77	17:50:10.210

P5 18 Carey LEWIS				
LAP	LAP TIME	DIFF	MPH	TIME OF DAY
1 -	1:02.694	6.322	69.36	17:35:02.522
2 -	56.960	0.588	76.34	17:35:59.482
3 -	57.333	0.961	75.84	17:36:56.815
4 -	57.034	0.662	76.24	17:37:53.849
5 -	56.704	0.332	76.68	17:38:50.553
6 -	57.858	1.486	75.15	17:39:48.411
7 -	57.481	1.109	75.65	17:40:45.892
8 -	57.004	0.632	76.28	17:41:42.896
9 -	56.835	0.463	76.51	17:42:39.731
10 -	56.460	0.088	77.02	17:43:36.191
11 -	56.783	0.411	76.58	17:44:32.974
12 -	57.814	1.442	75.21	17:45:30.788
13 -	56.449 (3)	0.077	77.03	17:46:27.237
14 -	56.428 (2)	0.056	77.06	17:47:23.665
15 -	56.372 (1)		77.14	17:48:20.037
16 -	56.598	0.226	76.83	17:49:16.635
17 -	56.773	0.401	76.59	17:50:13.408

P6 61 Cliff PELLIN				
LAP	LAP TIME	DIFF	MPH	TIME OF DAY
1 -	1:03.411	7.358	68.57	17:35:03.239
2 -	57.345	1.292	75.83	17:36:00.584
3 -	57.032	0.979	76.24	17:36:57.616
4 -	57.503	1.450	75.62	17:37:55.119
5 -	56.433	0.380	77.05	17:38:51.552
6 -	57.364	1.311	75.80	17:39:48.916
7 -	57.430	1.377	75.72	17:40:46.346
8 -	57.045	0.992	76.23	17:41:43.391
9 -	56.747	0.694	76.63	17:42:40.138
10 -	56.529	0.476	76.92	17:43:36.667
11 -	56.837	0.784	76.51	17:44:33.504
12 -	58.420	2.367	74.43	17:45:31.924
13 -	56.336 (3)	0.283	77.19	17:46:28.260
14 -	56.053 (1)		77.58	17:47:24.313
15 -	56.174 (2)	0.121	77.41	17:48:20.487
16 -	56.722	0.669	76.66	17:49:17.209
17 -	57.182	1.129	76.04	17:50:14.391

Weather / Track : Cloudy / Dry

Brands Hatch Indy
Circuit Length = 1.2079 miles
Start: 17:33 Flag 17:49 End: 17:51

Cannons Motor Spares Tin Top Championship

RACE 21 - LAP ANALYSIS

DIFF = Difference To Personal Best Lap

P7 199 Bob HOSIER				
LAP	LAP TIME	DIFF	MPH	TIME OF DAY
1 -	1:01.168	5.583	71.09	17:35:00.996
2 -	55.585 (1)		78.23	17:35:56.581
3 -	1:10.736	15.151	61.47	17:37:07.317
4 -	56.561	0.976	76.88	17:38:03.878
5 -	57.038	1.453	76.24	17:39:00.916
6 -	56.721	1.136	76.66	17:39:57.637
7 -	57.113	1.528	76.14	17:40:54.750
8 -	56.476	0.891	76.99	17:41:51.226
9 -	56.220	0.635	77.34	17:42:47.446
10 -	56.570	0.985	76.87	17:43:44.016
11 -	56.122	0.537	77.48	17:44:40.138
12 -	55.877 (2)	0.292	77.82	17:45:36.015
13 -	57.495	1.910	75.63	17:46:33.510
14 -	56.509	0.924	76.95	17:47:30.019
15 -	56.329	0.744	77.20	17:48:26.348
16 -	55.896 (3)	0.311	77.79	17:49:22.244
17 -	56.507	0.922	76.95	17:50:18.751

P8 11 Daniel ADAMS				
LAP	LAP TIME	DIFF	MPH	TIME OF DAY
1 -	1:04.395	7.751	67.52	17:35:04.223
2 -	58.930	2.286	73.79	17:36:03.153
3 -	57.861	1.217	75.15	17:37:01.014
4 -	57.428	0.784	75.72	17:37:58.442
5 -	57.364	0.720	75.80	17:38:55.806
6 -	57.567	0.923	75.53	17:39:53.373
7 -	56.999	0.355	76.29	17:40:50.372
8 -	56.879 (3)	0.235	76.45	17:41:47.251
9 -	56.696 (2)	0.052	76.70	17:42:43.947
10 -	56.936	0.292	76.37	17:43:40.883
11 -	57.432	0.788	75.71	17:44:38.315
12 -	57.155	0.511	76.08	17:45:35.470
13 -	57.883	1.239	75.12	17:46:33.353
14 -	56.644 (1)		76.77	17:47:29.997
15 -	57.225	0.581	75.99	17:48:27.222
16 -	56.889	0.245	76.44	17:49:24.111
17 -	57.476	0.832	75.65	17:50:21.587

P9 5 Ryan STEEL				
LAP	LAP TIME	DIFF	MPH	TIME OF DAY
1 -	1:06.172	8.993	65.71	17:35:06.000
2 -	58.112	0.933	74.83	17:36:04.112
3 -	58.225	1.046	74.68	17:37:02.337
4 -	57.656	0.477	75.42	17:37:59.993
5 -	57.179 (1)		76.05	17:38:57.172
6 -	57.636 (3)	0.457	75.44	17:39:54.808
7 -	57.486 (2)	0.307	75.64	17:40:52.294
8 -	58.233	1.054	74.67	17:41:50.527
9 -	58.458	1.279	74.38	17:42:48.985
10 -	58.282	1.103	74.61	17:43:47.267
11 -	58.373	1.194	74.49	17:44:45.640
12 -	58.119	0.940	74.82	17:45:43.759
13 -	58.622	1.443	74.18	17:46:42.381
14 -	58.396	1.217	74.46	17:47:40.777
15 -	58.534	1.355	74.29	17:48:39.311
16 -	58.700	1.521	74.08	17:49:38.011
17 -	59.445	2.266	73.15	17:50:37.456

DIFF = Difference To Personal Best Lap

P10 38 Matthew SMITH				
LAP	LAP TIME	DIFF	MPH	TIME OF DAY
1 -	1:07.221	9.473	64.69	17:35:07.049
2 -	59.404	1.656	73.20	17:36:06.453
3 -	1:00.539	2.791	71.83	17:37:06.992
4 -	58.380	0.632	74.48	17:38:05.372
5 -	58.340	0.592	74.53	17:39:03.712
6 -	58.715	0.967	74.06	17:40:02.427
7 -	58.262	0.514	74.63	17:41:00.689
8 -	57.815 (2)	0.067	75.21	17:41:58.504
9 -	58.463	0.715	74.38	17:42:56.967
10 -	58.148	0.400	74.78	17:43:55.115
11 -	58.195	0.447	74.72	17:44:53.310
12 -	58.204	0.456	74.71	17:45:51.514
13 -	58.051 (3)	0.303	74.91	17:46:49.565
14 -	58.459	0.711	74.38	17:47:48.024
15 -	58.261	0.513	74.64	17:48:46.285
16 -	57.748 (1)		75.30	17:49:44.033
17 -	58.413	0.665	74.44	17:50:42.446

P11 27 Dominic RYAN				
LAP	LAP TIME	DIFF	MPH	TIME OF DAY
1 -	1:06.351	8.601	65.53	17:35:06.179
2 -	59.058	1.308	73.63	17:36:05.237
3 -	59.319	1.569	73.30	17:37:04.556
4 -	58.383	0.633	74.48	17:38:02.939
5 -	59.592	1.842	72.97	17:39:02.531
6 -	58.956	1.206	73.76	17:40:01.487
7 -	58.285	0.535	74.60	17:40:59.772
8 -	58.352	0.602	74.52	17:41:58.124
9 -	58.833	1.083	73.91	17:42:56.957
10 -	1:00.105	2.355	72.35	17:43:57.062
11 -	57.814 (2)	0.064	75.21	17:44:54.876
12 -	58.566	0.816	74.25	17:45:53.442
13 -	57.750 (1)		75.30	17:46:51.192
14 -	58.566	0.816	74.25	17:47:49.758
15 -	58.294	0.544	74.59	17:48:48.052
16 -	58.299	0.549	74.59	17:49:46.351
17 -	58.094 (3)	0.344	74.85	17:50:44.445

P12 79 Mikey DAY				
LAP	LAP TIME	DIFF	MPH	TIME OF DAY
1 -	1:06.838	8.646	65.06	17:35:06.666
2 -	59.339	1.147	73.28	17:36:06.005
3 -	1:00.087	1.895	72.37	17:37:06.092
4 -	58.953	0.761	73.76	17:38:05.045
5 -	58.453	0.261	74.39	17:39:03.498
6 -	59.098	0.906	73.58	17:40:02.596
7 -	59.026	0.834	73.67	17:41:01.622
8 -	58.328	0.136	74.55	17:41:59.950
9 -	58.432	0.240	74.42	17:42:58.382
10 -	58.876	0.684	73.86	17:43:57.258
11 -	58.675	0.483	74.11	17:44:55.933
12 -	58.588	0.396	74.22	17:45:54.521
13 -	58.192 (1)		74.72	17:46:52.713
14 -	58.582	0.390	74.23	17:47:51.295
15 -	58.290 (2)	0.098	74.60	17:48:49.585
16 -	58.312 (3)	0.120	74.57	17:49:47.897

P13 78 Steve EVERSON				
LAP	LAP TIME	DIFF	MPH	TIME OF DAY

Weather / Track : Cloudy / Dry

Brands Hatch Indy
Circuit Length = 1.2079 miles
Start: 17:33 Flag 17:49 End: 17:51

Cannons Motor Spares Tin Top Championship

RACE 21 - LAP ANALYSIS

DIFF = Difference To Personal Best Lap

1 -	1:07.925	9.868	64.02	17:35:07.753
2 -	59.215	1.158	73.43	17:36:06.968
3 -	1:00.756	2.699	71.57	17:37:07.724
4 -	58.962	0.905	73.75	17:38:06.686
5 -	58.633	0.576	74.16	17:39:05.319
6 -	58.057 (1)		74.90	17:40:03.376
7 -	58.661	0.604	74.13	17:41:02.037
8 -	58.186 (2)	0.129	74.73	17:42:00.223
9 -	58.325	0.268	74.55	17:42:58.548
10 -	59.074	1.017	73.61	17:43:57.622
11 -	58.475	0.418	74.36	17:44:56.097
12 -	58.545	0.488	74.27	17:45:54.642
13 -	58.531	0.474	74.29	17:46:53.173
14 -	58.487	0.430	74.35	17:47:51.660
15 -	58.200 (3)	0.143	74.71	17:48:49.860
16 -	58.256	0.199	74.64	17:49:48.116

P14 91 Oliver DAVIES

LAP	LAP TIME	DIFF	MPH	TIME OF DAY
1 -	1:08.705	10.468	63.29	17:35:08.533
2 -	59.290	1.053	73.34	17:36:07.823
3 -	1:01.061	2.824	71.21	17:37:08.884
4 -	58.798	0.561	73.95	17:38:07.682
5 -	58.237 (1)		74.67	17:39:05.919
6 -	58.756	0.519	74.01	17:40:04.675
7 -	58.889	0.652	73.84	17:41:03.564
8 -	59.113	0.876	73.56	17:42:02.677
9 -	58.264 (3)	0.027	74.63	17:43:00.941
10 -	58.869	0.632	73.86	17:43:59.810
11 -	58.245 (2)	0.008	74.66	17:44:58.055
12 -	58.877	0.640	73.85	17:45:56.932
13 -	58.693	0.456	74.09	17:46:55.625
14 -	58.663	0.426	74.12	17:47:54.288
15 -	1:00.233	1.996	72.19	17:48:54.521
16 -	59.077	0.840	73.60	17:49:53.598

P15 6 James ALFORD

LAP	LAP TIME	DIFF	MPH	TIME OF DAY
1 -	1:08.322	10.081	63.64	17:35:08.150
2 -	59.393	1.152	73.21	17:36:07.543
3 -	1:00.946	2.705	71.35	17:37:08.489
4 -	59.839	1.598	72.67	17:38:08.328
5 -	59.328	1.087	73.29	17:39:07.656
6 -	58.900	0.659	73.83	17:40:06.556
7 -	59.093	0.852	73.58	17:41:05.649
8 -	58.750	0.509	74.01	17:42:04.399
9 -	58.825	0.584	73.92	17:43:03.224
10 -	58.476	0.235	74.36	17:44:01.700
11 -	58.471	0.230	74.37	17:45:00.171
12 -	58.449 (3)	0.208	74.39	17:45:58.620
13 -	58.241 (1)		74.66	17:46:56.861
14 -	58.263 (2)	0.022	74.63	17:47:55.124
15 -	1:00.209	1.968	72.22	17:48:55.333
16 -	58.852	0.611	73.89	17:49:54.185

P16 75 Ben FORBES

LAP	LAP TIME	DIFF	MPH	TIME OF DAY
1 -	1:10.298	11.260	61.85	17:35:10.126
2 -	1:01.406	2.368	70.81	17:36:11.532
3 -	59.618	0.580	72.94	17:37:11.150
4 -	59.352	0.314	73.26	17:38:10.502
5 -	59.060 (2)	0.022	73.63	17:39:09.562

DIFF = Difference To Personal Best Lap

6 -	59.352	0.314	73.26	17:40:08.914
7 -	59.339	0.301	73.28	17:41:08.253
8 -	59.888	0.850	72.61	17:42:08.141
9 -	1:00.085	1.047	72.37	17:43:08.226
10 -	59.283	0.245	73.35	17:44:07.509
11 -	59.268 (3)	0.230	73.37	17:45:06.777
12 -	59.038 (1)		73.65	17:46:05.815
13 -	1:00.604	1.566	71.75	17:47:06.419
14 -	59.383	0.345	73.22	17:48:05.802
15 -	1:00.132	1.094	72.31	17:49:05.934
16 -	1:00.026	0.988	72.44	17:50:05.960

P17 132 Adrian MATTHEWS

LAP	LAP TIME	DIFF	MPH	TIME OF DAY
1 -	1:11.241	11.758	61.04	17:35:11.069
2 -	1:02.344	2.861	69.75	17:36:13.413
3 -	1:02.047	2.564	70.08	17:37:15.460
4 -	59.483 (1)		73.10	17:38:14.943
5 -	1:00.869	1.386	71.44	17:39:15.812
6 -	1:00.464 (3)	0.981	71.92	17:40:16.276
7 -	1:00.016 (2)	0.533	72.45	17:41:16.292
8 -	1:01.989	2.506	70.15	17:42:18.281
9 -	1:00.557	1.074	71.81	17:43:18.838
10 -	1:01.510	2.027	70.69	17:44:20.348
11 -	1:01.503	2.020	70.70	17:45:21.851
12 -	1:00.561	1.078	71.80	17:46:22.412
13 -	1:01.632	2.149	70.55	17:47:24.044
14 -	1:01.639	2.156	70.54	17:48:25.683
15 -	1:00.904	1.421	71.40	17:49:26.587
16 -	1:02.146	2.663	69.97	17:50:28.733

P18 41 Robert TAYLOR

LAP	LAP TIME	DIFF	MPH	TIME OF DAY
1 -	1:11.496	11.508	60.82	17:35:11.324
2 -	1:02.874	2.886	69.16	17:36:14.198
3 -	1:02.509	2.521	69.56	17:37:16.707
4 -	1:01.359	1.371	70.87	17:38:18.066
5 -	1:00.568	0.580	71.79	17:39:18.634
6 -	1:00.231	0.243	72.19	17:40:18.865
7 -	1:00.004 (2)	0.016	72.47	17:41:18.869
8 -	1:11.947	11.959	60.44	17:42:30.816
9 -	1:00.311	0.323	72.10	17:43:31.127
10 -	1:00.114 (3)	0.126	72.33	17:44:31.241
11 -	1:02.658	2.670	69.40	17:45:33.899
12 -	1:01.520	1.532	70.68	17:46:35.419
13 -	1:00.852	0.864	71.46	17:47:36.271
14 -	1:00.117	0.129	72.33	17:48:36.388
15 -	1:00.356	0.368	72.04	17:49:36.744
16 -	59.988 (1)		72.49	17:50:36.732

P19 10 Terry WALLER

LAP	LAP TIME	DIFF	MPH	TIME OF DAY
1 -	1:12.469	10.888	60.00	17:35:12.297
2 -	1:02.430	0.849	69.65	17:36:14.727
3 -	1:02.478	0.897	69.60	17:37:17.205
4 -	1:02.284	0.703	69.81	17:38:19.489
5 -	1:02.070	0.489	70.05	17:39:21.559
6 -	1:01.738	0.157	70.43	17:40:23.297
7 -	1:01.711 (3)	0.130	70.46	17:41:25.008
8 -	1:02.254	0.673	69.85	17:42:27.262
9 -	1:02.146	0.565	69.97	17:43:29.408
10 -	1:01.718	0.137	70.45	17:44:31.126

Weather / Track : Cloudy / Dry

Brands Hatch Indy

Circuit Length = 1.2079 miles

Start: 17:33 Flag 17:49 End: 17:51

Cannons Motor Spares Tin Top Championship

RACE 21 - LAP ANALYSIS

DIFF = Difference To Personal Best Lap

11 -	1:03.327	1.746	68.66	17:45:34.453
12 -	1:03.322	1.741	68.67	17:46:37.775
13 -	1:01.629 (2)	0.048	70.56	17:47:39.404
14 -	1:02.049	0.468	70.08	17:48:41.453
15 -	1:01.581 (1)		70.61	17:49:43.034
16 -	1:01.769	0.188	70.40	17:50:44.803

P20	37 Ken ANGELL			
LAP	LAP TIME	DIFF	MPH	TIME OF DAY

1 -	1:10.426	8.764	61.74	17:35:10.254
2 -	1:02.855	1.193	69.18	17:36:13.109
3 -	1:02.740	1.078	69.31	17:37:15.849
4 -	1:02.449	0.787	69.63	17:38:18.298
5 -	1:01.662 (1)		70.52	17:39:19.960
6 -	1:01.832 (3)	0.170	70.32	17:40:21.792
7 -	1:01.947	0.285	70.19	17:41:23.739
8 -	1:02.586	0.924	69.48	17:42:26.325
9 -	1:02.250	0.588	69.85	17:43:28.575
10 -	1:01.725 (2)	0.063	70.45	17:44:30.300
11 -	1:02.756	1.094	69.29	17:45:33.056
12 -	1:03.564	1.902	68.41	17:46:36.620
13 -	1:16.276	14.614	57.01	17:47:52.896
14 -	1:15.732	14.070	57.42	17:49:08.628
15 -	1:18.360	16.698	55.49	17:50:26.988

P21	12 Chris BROWN			
LAP	LAP TIME	DIFF	MPH	TIME OF DAY

1 -	1:10.729	11.413	61.48	17:35:10.557
2 -	1:00.550 (3)	1.234	71.81	17:36:11.107
3 -	59.316 (1)		73.31	17:37:10.423
4 -	59.329 (2)	0.013	73.29	17:38:09.752

P22	55 Chris WHITEMAN			
LAP	LAP TIME	DIFF	MPH	TIME OF DAY

1 -	1:04.355 (1)		67.57	17:35:04.183
------------	---------------------	--	--------------	---------------------