



MOTORSPORT NEWS SALOON CAR CHAMPIONSHIP / CANNONG TUN TOPS

Brands Hatch Indy

25th May 2015



Results Provided by Timing Solutions Ltd
www.tsl-timing.com

Motorsport News Saloon Car Championship

QUALIFYING - RACE 1 - CLASSIFICATION

POS	NO	CL	PIC NAME	ENTRY	TIME	ON	LAPS	GAP	DIFF	MPH
1	44	A	1 Rod BIRLEY	Ford Escort WRC -	51.174	6	10			84.97
2	28	A	2 Malcolm WISE	Ford Escort Cosworth -	52.054	14	14	0.880	0.880	83.54
3	52	A	3 Rick MAY	Ford Escort Cosworth -	52.265	12	13	1.091	0.211	83.20
4	30	B	1 Ian BUTLER	Ford Focus -	52.632	10	10	1.458	0.367	82.62
5	18	C	1 Gavin THOMSON	Peugeot 205 -	52.773	6	6	1.599	0.141	82.40
6	17	B	2 Tony SKELTON	Renault Clio -	53.544	13	16	2.370	0.771	81.21
7	2	C	2 Jamie LIPTROTT	BMW E36 M3 -	53.678	5	8	2.504	0.134	81.01
8	27		1 Pantelis CHRISTOFOROU	Ford Escort Mk2 -	53.788	12	15	2.614	0.110	80.84
9	54	A	4 Andy BANHAM	Subaru Impreza -	53.959	13	16	2.785	0.171	80.59
10	98	C	3 Dave CHARLTON	Seat Leon -	53.966	11	13	2.792	0.007	80.58
11	34	B	3 Steve DANN	VW Golf -	54.405	9	12	3.231	0.439	79.93
12	33	C	4 Paul NEVILL	Ford Escort Mk 2 RS2000 -	54.447	13	16	3.273	0.042	79.86
13	8	A	5 Daniel PALMER	Mitsubishi Evo -	54.766	10	10	3.592	0.319	79.40
14	25	A	6 Daniel COWAN	Ford Sierra Cosworth -	54.897	13	14	3.723	0.131	79.21
15	11	C	5 Mark CRIPPS	BMW M3 -	55.009	9	11	3.835	0.112	79.05
16	74	C	6 Sean FAIRWEATHER	Ford Sierra -	55.810	9	15	4.636	0.801	77.91
17	66	D	1 Perry WINCH	Renault Clio Cup -	55.892	13	16	4.718	0.082	77.80
18	45	A	7 Martyn SCOTT	BMW E30 -	55.988	12	15	4.814	0.096	77.67
19	14	C	7 Matthew TURNER	BMW M3 -	57.370	3	5	6.196	1.382	75.79
20	39	C	8 Bernie BAXTER	Audi S3 -	58.885	7	7	7.711	1.515	73.84
21	26	D	2 Bill RICHARDS	Rover Mini Clubman -	59.085	4	6	7.911	0.200	73.59
22	122	A	8 Marcus BICKNELL	Ford Mustang Mach 1 -	1:00.420	3	5	9.246	1.335	71.97

Car 8 - Please reposition transponder - signal too weak

Weather / Track : Cloudy / Dry

These results are provisional until the conclusion of any judicial and technical matters.

Brands Hatch Indy

Circuit Length = 1.2079 miles

Start: 09:00 Flag 09:15 End: 09:16

Clerk Of Course :	Timekeeper :
-------------------	--------------

Motorsport News Saloon Car Championship

QUALIFYING - RACE 1 - LAP ANALYSIS

DIFF = Difference To Personal Best Lap

P1 44 Rod BIRLEY				
LAP	LAP TIME	DIFF	MPH	TIME OF DAY
1 -	1:10.339	19.165	61.82	09:01:36.778
2 -	57.318	6.144	75.86	09:02:34.096
3 -	53.377	2.203	81.46	09:03:27.473
4 -	52.819	1.645	82.33	09:04:20.292
5 -	51.945 (3)	0.771	83.71	09:05:12.237
6 -	51.174 (1)		84.97	09:06:03.411
7 -	6:26.732 P	5:35.558	11.24	09:12:30.143
8 -	1:16.525	25.351	56.82	09:13:46.668
9 -	52.463	1.289	82.88	09:14:39.131
10 -	51.346 (2)	0.172	84.69	09:15:30.477

P2 28 Malcolm WISE				
LAP	LAP TIME	DIFF	MPH	TIME OF DAY
1 -	59.619	7.565	72.93	09:02:35.274
2 -	55.068	3.014	78.96	09:03:30.342
3 -	54.790	2.736	79.36	09:04:25.132
4 -	53.938	1.884	80.62	09:05:19.070
5 -	53.735	1.681	80.92	09:06:12.805
6 -	54.195	2.141	80.23	09:07:07.000
7 -	54.352	2.298	80.00	09:08:01.352
8 -	52.898	0.844	82.20	09:08:54.250
9 -	52.608 (2)	0.554	82.66	09:09:46.858
10 -	52.874	0.820	82.24	09:10:39.732
11 -	53.020	0.966	82.01	09:11:32.752
12 -	52.943	0.889	82.13	09:12:25.695
13 -	52.744 (3)	0.690	82.44	09:13:18.439
14 -	52.054 (1)		83.54	09:14:10.493

P3 52 Rick MAY				
LAP	LAP TIME	DIFF	MPH	TIME OF DAY
1 -	1:14.766	22.501	58.16	09:01:47.174
2 -	59.482	7.217	73.10	09:02:46.656
3 -	56.661	4.396	76.74	09:03:43.317
4 -	54.951	2.686	79.13	09:04:38.268
5 -	53.097	0.832	81.89	09:05:31.365
6 -	53.639	1.374	81.07	09:06:25.004
7 -	2:13.134 P	1:20.869	32.66	09:08:38.138
8 -	58.874	6.609	73.86	09:09:37.012
9 -	53.385	1.120	81.45	09:10:30.397
10 -	52.682 (3)	0.417	82.54	09:11:23.079
11 -	52.916	0.651	82.17	09:12:15.995
12 -	52.265 (1)		83.20	09:13:08.260
13 -	52.441 (2)	0.176	82.92	09:14:00.701

P4 30 Ian BUTLER				
LAP	LAP TIME	DIFF	MPH	TIME OF DAY
1 -	1:01.908	9.276	70.24	09:02:00.736
2 -	55.862	3.230	77.84	09:02:56.598
3 -	54.818	2.186	79.32	09:03:51.416
4 -	53.411	0.779	81.41	09:04:44.827
5 -	53.165	0.533	81.79	09:05:37.992
6 -	53.100 (3)	0.468	81.89	09:06:31.092
7 -	53.260	0.628	81.64	09:07:24.352
8 -	52.994 (2)	0.362	82.05	09:08:17.346
9 -	53.424	0.792	81.39	09:09:10.770
10 -	52.632 (1)		82.62	09:10:03.402

DIFF = Difference To Personal Best Lap

P5 18 Gavin THOMSON				
LAP	LAP TIME	DIFF	MPH	TIME OF DAY
1 -	1:06.396	13.623	65.49	09:01:22.157
2 -	58.321	5.548	74.56	09:02:20.478
3 -	53.919 (3)	1.146	80.65	09:03:14.397
4 -	53.334 (2)	0.561	81.53	09:04:07.731
5 -	57.324	4.551	75.86	09:05:05.055
6 -	52.773 (1)		82.40	09:05:57.828

P6 17 Tony SKELTON				
LAP	LAP TIME	DIFF	MPH	TIME OF DAY
1 -	1:03.265	9.721	68.73	09:01:13.501
2 -	55.912	2.368	77.77	09:02:09.413
3 -	54.110	0.566	80.36	09:03:03.523
4 -	56.684	3.140	76.71	09:04:00.207
5 -	54.642	1.098	79.58	09:04:54.849
6 -	55.114	1.570	78.90	09:05:49.963
7 -	55.315	1.771	78.61	09:06:45.278
8 -	1:08.404	14.860	63.57	09:07:53.682
9 -	58.601	5.057	74.20	09:08:52.283
10 -	53.673 (3)	0.129	81.02	09:09:45.956
11 -	53.547 (2)	0.003	81.21	09:10:39.503
12 -	54.911	1.367	79.19	09:11:34.414
13 -	53.544 (1)		81.21	09:12:27.958
14 -	1:00.879	7.335	71.43	09:13:28.837
15 -	59.939	6.395	72.55	09:14:28.776
16 -	59.372	5.828	73.24	09:15:28.148

P7 2 Jamie LIPTROTT				
LAP	LAP TIME	DIFF	MPH	TIME OF DAY
1 -	1:07.451	13.773	64.47	09:01:46.902
2 -	56.849	3.171	76.49	09:02:43.751
3 -	55.384	1.706	78.51	09:03:39.135
4 -	53.905 (2)	0.227	80.67	09:04:33.040
5 -	53.678 (1)		81.01	09:05:26.718
6 -	54.120	0.442	80.35	09:06:20.838
7 -	54.382	0.704	79.96	09:07:15.220
8 -	53.958 (3)	0.280	80.59	09:08:09.178

P8 27 Pantelis CHRISTOFOROU				
LAP	LAP TIME	DIFF	MPH	TIME OF DAY
1 -	1:08.823	15.035	63.18	09:01:20.127
2 -	1:00.745	6.957	71.58	09:02:20.872
3 -	55.887	2.099	77.81	09:03:16.759
4 -	55.170	1.382	78.82	09:04:11.929
5 -	54.666	0.878	79.54	09:05:06.595
6 -	54.160 (3)	0.372	80.29	09:06:00.755
7 -	55.683	1.895	78.09	09:06:56.438
8 -	55.284	1.496	78.65	09:07:51.722
9 -	55.503	1.715	78.34	09:08:47.225
10 -	54.131 (2)	0.343	80.33	09:09:41.356
11 -	54.815	1.027	79.33	09:10:36.171
12 -	53.788 (1)		80.84	09:11:29.959
13 -	54.730	0.942	79.45	09:12:24.689
14 -	55.057	1.269	78.98	09:13:19.746
15 -	54.995	1.207	79.07	09:14:14.741

P9 54 Andy BANHAM				
LAP	LAP TIME	DIFF	MPH	TIME OF DAY
1 -	1:16.084	22.125	57.15	09:01:37.705

Brands Hatch Indy
Circuit Length = 1.2079 miles
Start: 09:00 Flag 09:15 End: 09:16

Weather / Track : Cloudy / Dry

Motorsport News Saloon Car Championship

QUALIFYING - RACE 1 - LAP ANALYSIS

DIFF = Difference To Personal Best Lap

2 -	1:00.132	6.173	72.31	09:02:37.837
3 -	57.805	3.846	75.22	09:03:35.642
4 -	58.047	4.088	74.91	09:04:33.689
5 -	56.554	2.595	76.89	09:05:30.243
6 -	56.796	2.837	76.56	09:06:27.039
7 -	57.597	3.638	75.50	09:07:24.636
8 -	1:01.452	7.493	70.76	09:08:26.088
9 -	55.030	1.071	79.02	09:09:21.118
10 -	55.207	1.248	78.76	09:10:16.325
11 -	55.821	1.862	77.90	09:11:12.146
12 -	54.558 (3)	0.599	79.70	09:12:06.704
13 -	53.959 (1)		80.59	09:13:00.663
14 -	56.612	2.653	76.81	09:13:57.275
15 -	54.198 (2)	0.239	80.23	09:14:51.473
16 -	1:01.380	7.421	70.84	09:15:52.853

P10 98 Dave CHARLTON

LAP	LAP TIME	DIFF	MPH	TIME OF DAY
1 -	1:13.116	19.150	59.47	09:01:41.742
2 -	1:03.129	9.163	68.88	09:02:44.871
3 -	59.182	5.216	73.47	09:03:44.053
4 -	1:00.329	6.363	72.08	09:04:44.382
5 -	59.337	5.371	73.28	09:05:43.719
6 -	59.792	5.826	72.72	09:06:43.511
7 -	1:01.235	7.269	71.01	09:07:44.746
8 -	55.486 (3)	1.520	78.37	09:08:40.232
9 -	2:19.341 P	1:25.375	31.20	09:10:59.573
10 -	1:01.369	7.403	70.85	09:12:00.942
11 -	53.966 (1)		80.58	09:12:54.908
12 -	55.177 (2)	1.211	78.81	09:13:50.085
13 -	55.506	1.540	78.34	09:14:45.591

P11 34 Steve DANN

LAP	LAP TIME	DIFF	MPH	TIME OF DAY
1 -	1:09.134	14.729	62.90	09:01:58.958
2 -	1:01.014	6.609	71.27	09:02:59.972
3 -	57.298	2.893	75.89	09:03:57.270
4 -	57.253	2.848	75.95	09:04:54.523
5 -	56.131	1.726	77.47	09:05:50.654
6 -	56.429	2.024	77.06	09:06:47.083
7 -	55.800	1.395	77.93	09:07:42.883
8 -	1:01.725	7.320	70.45	09:08:44.608
9 -	54.405 (1)		79.93	09:09:39.013
10 -	54.706 (3)	0.301	79.49	09:10:33.719
11 -	54.748	0.343	79.42	09:11:28.467
12 -	54.490 (2)	0.085	79.80	09:12:22.957

P12 33 Paul NEVILL

LAP	LAP TIME	DIFF	MPH	TIME OF DAY
1 -	1:09.280	14.833	62.76	09:01:21.585
2 -	1:01.899	7.452	70.25	09:02:23.484
3 -	57.762	3.315	75.28	09:03:21.246
4 -	56.572	2.125	76.86	09:04:17.818
5 -	56.034	1.587	77.60	09:05:13.852
6 -	55.169	0.722	78.82	09:06:09.021
7 -	56.393	1.946	77.11	09:07:05.414
8 -	57.608	3.161	75.48	09:08:03.022
9 -	55.343	0.896	78.57	09:08:58.365
10 -	54.790 (3)	0.343	79.36	09:09:53.155
11 -	55.038	0.591	79.01	09:10:48.193
12 -	54.905	0.458	79.20	09:11:43.098
13 -	54.447 (1)		79.86	09:12:37.545

DIFF = Difference To Personal Best Lap

14 -	54.469 (2)	0.022	79.83	09:13:32.014
15 -	56.301	1.854	77.23	09:14:28.315
16 -	54.936	0.489	79.15	09:15:23.251

P13 8 Daniel PALMER

LAP	LAP TIME	DIFF	MPH	TIME OF DAY
1 -	1:00.978	6.212	71.31	09:02:59.602
2 -	57.974	3.208	75.00	09:03:57.576
3 -	55.676 (3)	0.910	78.10	09:04:53.252
4 -	1:53.840	59.074	38.19	09:06:47.092
5 -	2:40.681 P	1:45.915	27.06	09:09:27.773
6 -	55.013	0.247	79.04	09:10:22.787
7 -	55.509 (2)	0.743	78.34	09:11:18.296
8 -	2:39.022 P	1:44.256	27.34	09:13:57.318
9 -	58.090	3.324	74.85	09:14:55.409
10 -	54.766 (1)		79.40	09:15:50.175

P14 25 Daniel COWAN

LAP	LAP TIME	DIFF	MPH	TIME OF DAY
1 -	1:15.670	20.773	57.46	09:01:49.732
2 -	1:03.019	8.122	69.00	09:02:52.751
3 -	1:01.616	6.719	70.57	09:03:54.367
4 -	57.286	2.389	75.91	09:04:51.653
5 -	58.045	3.148	74.91	09:05:49.698
6 -	1:01.510	6.613	70.69	09:06:51.208
7 -	55.414 (3)	0.517	78.47	09:07:46.622
8 -	2:05.863 P	1:10.966	34.55	09:09:52.485
9 -	59.226	4.329	73.42	09:10:51.711
10 -	55.623	0.726	78.17	09:11:47.334
11 -	55.726	0.829	78.03	09:12:43.060
12 -	56.672	1.775	76.73	09:13:39.732
13 -	54.897 (1)		79.21	09:14:34.629
14 -	55.299 (2)	0.402	78.63	09:15:29.928

P15 11 Mark CRIPPS

LAP	LAP TIME	DIFF	MPH	TIME OF DAY
1 -	1:11.889	16.880	60.49	09:01:53.751
2 -	1:02.265	7.256	69.84	09:02:56.016
3 -	57.948	2.939	75.04	09:03:53.964
4 -	55.297	0.288	78.64	09:04:49.261
5 -	56.964	1.955	76.33	09:05:46.225
6 -	58.137	3.128	74.79	09:06:44.362
7 -	55.937	0.928	77.74	09:07:40.299
8 -	55.799	0.790	77.93	09:08:36.098
9 -	55.009 (1)		79.05	09:09:31.107
10 -	55.196 (3)	0.187	78.78	09:10:26.303
11 -	55.161 (2)	0.152	78.83	09:11:21.464

P16 74 Sean FAIRWEATHER

LAP	LAP TIME	DIFF	MPH	TIME OF DAY
1 -	1:13.278	17.468	59.34	09:01:51.041
2 -	1:02.540	6.730	69.53	09:02:53.581
3 -	57.779	1.969	75.26	09:03:51.360
4 -	57.372	1.562	75.79	09:04:48.732
5 -	57.368	1.558	75.80	09:05:46.100
6 -	58.432	2.622	74.42	09:06:44.532
7 -	58.091	2.281	74.85	09:07:42.623
8 -	57.024	1.214	76.25	09:08:39.647
9 -	55.810 (1)		77.91	09:09:35.457
10 -	57.189	1.379	76.03	09:10:32.646
11 -	57.117	1.307	76.13	09:11:29.763

Weather / Track : Cloudy / Dry

Brands Hatch Indy

Circuit Length = 1.2079 miles

Start: 09:00 Flag 09:15 End: 09:16

Motorsport News Saloon Car Championship

QUALIFYING - RACE 1 - LAP ANALYSIS

DIFF = Difference To Personal Best Lap

12 -	57.057	1.247	76.21	09:12:26.820
13 -	56.747 (2)	0.937	76.63	09:13:23.567
14 -	56.890 (3)	1.080	76.43	09:14:20.457
15 -	59.672	3.862	72.87	09:15:20.129

P17 66 Perry WINCH

LAP	LAP TIME	DIFF	MPH	TIME OF DAY
1 -	1:12.051	16.159	60.35	09:01:26.927
2 -	1:01.700	5.808	70.47	09:02:28.627
3 -	59.333	3.441	73.29	09:03:27.960
4 -	1:00.009	4.117	72.46	09:04:27.969
5 -	58.339	2.447	74.54	09:05:26.308
6 -	58.217	2.325	74.69	09:06:24.525
7 -	1:00.066	4.174	72.39	09:07:24.591
8 -	58.465	2.573	74.37	09:08:23.056
9 -	57.011	1.119	76.27	09:09:20.067
10 -	58.317	2.425	74.56	09:10:18.384
11 -	57.032	1.140	76.24	09:11:15.416
12 -	56.792	0.900	76.57	09:12:12.208
13 -	55.892 (1)		77.80	09:13:08.100
14 -	57.288	1.396	75.90	09:14:05.388
15 -	56.695 (3)	0.803	76.70	09:15:02.083
16 -	56.037 (2)	0.145	77.60	09:15:58.120

P18 45 Martyn SCOTT

LAP	LAP TIME	DIFF	MPH	TIME OF DAY
1 -	1:12.663	16.675	59.84	09:01:53.380
2 -	1:02.806	6.818	69.23	09:02:56.186
3 -	1:00.261	4.273	72.16	09:03:56.447
4 -	58.426	2.438	74.42	09:04:54.873
5 -	58.214	2.226	74.70	09:05:53.087
6 -	57.926	1.938	75.07	09:06:51.013
7 -	1:00.437	4.449	71.95	09:07:51.450
8 -	57.883	1.895	75.12	09:08:49.333
9 -	56.864	0.876	76.47	09:09:46.197
10 -	57.150	1.162	76.09	09:10:43.347
11 -	56.177 (3)	0.189	77.40	09:11:39.524
12 -	55.988 (1)		77.67	09:12:35.512
13 -	56.036 (2)	0.048	77.60	09:13:31.548
14 -	56.421	0.433	77.07	09:14:27.969
15 -	56.605	0.617	76.82	09:15:24.574

P19 14 Matthew TURNER

LAP	LAP TIME	DIFF	MPH	TIME OF DAY
1 -	1:13.234	15.864	59.37	09:01:49.144
2 -	1:00.515	3.145	71.85	09:02:49.659
3 -	57.370 (1)		75.79	09:03:47.029
4 -	57.735 (3)	0.365	75.32	09:04:44.764
5 -	57.421 (2)	0.051	75.73	09:05:42.185

P20 39 Bernie BAXTER

LAP	LAP TIME	DIFF	MPH	TIME OF DAY
1 -	1:08.216	9.331	63.74	09:01:22.101
2 -	1:03.401	4.516	68.58	09:02:25.502
3 -	59.391	0.506	73.21	09:03:24.893
4 -	59.275 (2)	0.390	73.36	09:04:24.168
5 -	59.302 (3)	0.417	73.32	09:05:23.470
6 -	59.448	0.563	73.14	09:06:22.918
7 -	58.885 (1)		73.84	09:07:21.803

DIFF = Difference To Personal Best Lap

P21 26 Bill RICHARDS				
LAP	LAP TIME	DIFF	MPH	TIME OF DAY
1 -	1:15.473	16.388	57.61	09:01:39.727
2 -	1:02.567 (3)	3.482	69.50	09:02:42.294
3 -	1:00.614 (2)	1.529	71.74	09:03:42.908
4 -	59.085 (1)		73.59	09:04:41.993
5 -	3:01.304 P	2:02.219	23.98	09:07:43.297
6 -	1:05.140	6.055	66.75	09:08:48.437


P22 122 Marcus BICKNELL

LAP	LAP TIME	DIFF	MPH	TIME OF DAY
1 -	1:15.639	15.219	57.49	09:01:35.951
2 -	1:05.182 (3)	4.762	66.71	09:02:41.133
3 -	1:00.420 (1)		71.97	09:03:41.553
4 -	1:05.422	5.002	66.47	09:04:46.975
5 -	1:02.381 (2)	1.961	69.71	09:05:49.356

Weather / Track : Cloudy / Dry

Motorsport News Saloon Car Championship

RACE 1 - GRID (15 minutes)

ROW 11	21	59.085 26 Bill RICHARDS	22	1:00.420 122 Marcus BICKNELL
ROW 10	19	57.370 14 Matthew TURNER	20	58.885 39 Bernie BAXTER
ROW 9	17	55.892 66 Perry WINCH	18	55.988 45 Martyn SCOTT
ROW 8	15	55.009 11 Mark CRIPPS	16	55.810 74 Sean FAIRWEATHER
ROW 7	13	54.766 8 Daniel PALMER	14	54.897 25 Daniel COWAN
ROW 6	11	54.405 34 Steve DANN	12	54.447 33 Paul NEVILL
ROW 5	9	53.959 54 Andy BANHAM	10	53.966 98 Dave CHARLTON
ROW 4	7	53.678 2 Jamie LIPTROTT	8	53.788 27 Pantelis CHRISTOFOROU
ROW 3	5	52.773 18 Gavin THOMSON	6	53.544 17 Tony SKELTON
ROW 2	3	52.265 52 Rick MAY	4	52.632 30 Ian BUTLER
ROW 1	1	51.174 44 Rod BIRLEY	2	52.054 28 Malcolm WISE
Pole				
				

Brands Hatch Indy
Circuit Length = 1.2079 miles

These results are provisional until the conclusion of any judicial and technical matters.

Clerk Of Course :		Timekeeper :	
-------------------	--	--------------	--

Motorsport News Saloon Car Championship

RACE 1 - CLASSIFICATION

POS	NO	CL	PIC NAME	ENTRY	LAPS	TIME	GAP	DIFF	MPH	BEST	ON
1	44	A	1 Rod BIRLEY	Ford Escort WRC -	17	15:03.581			81.81	52.169	6
2	28	A	2 Malcolm WISE	Ford Escort Cosworth -	17	15:03.778	0.197	0.197	81.79	52.448	11
3	18	C	1 Gavin THOMSON	Peugeot 205 -	17	15:19.096	15.515	15.318	80.43	52.929	13
4	30	B	1 Ian BUTLER	Ford Focus -	17	15:25.558	21.977	6.462	79.87	53.072	4
5	2	C	2 Jamie LIPTROTT	BMW E36 M3 -	17	15:34.099	30.518	8.541	79.14	53.704	6
6	17	B	2 Tony SKELTON	Renault Clio -	17	15:40.631	37.050	6.532	78.59	53.118	6
7	14	C	3 Matthew TURNER	BMW M3 -	17	15:43.385	39.804	2.754	78.36	54.276	7
8	54	A	3 Andy BANHAM	Subaru Impreza -	17	15:48.089	44.508	4.704	77.97	54.070	8
9	33	C	4 Paul NEVILL	Ford Escort Mk 2 RS2000 -	17	15:48.692	45.111	0.603	77.92	54.551	6
10	27	B	3 Pantelis CHRISTOFOROU	Ford Escort Mk2 -	16	15:11.101	1 Lap	1 Lap	76.36	53.774	7
11	98	C	5 Dave CHARLTON	Seat Leon -	16	15:11.461	1 Lap	0.360	76.33	55.591	4
12	74	C	6 Sean FAIRWEATHER	Ford Sierra -	16	15:24.941	1 Lap	13.480	75.22	56.092	4
13	66	D	1 Perry WINCH	Renault Clio Cup -	16	15:29.175	1 Lap	4.234	74.88	56.125	10
14	11	C	7 Mark CRIPPS	BMW M3 -	16	15:39.737	1 Lap	10.562	74.03	55.505	9
15	25	A	4 Daniel COWAN	Ford Sierra Cosworth -	16	15:49.074	1 Lap	9.337	73.31	55.921	12
16	26	D	2 Bill RICHARDS	Rover Mini Clubman -	15	15:05.752	2 Laps	1 Lap	72.01	57.191	6
17	39	C	8 Bernie BAXTER	Audi S3 -	15	15:11.417	2 Laps	5.665	71.56	58.728	15
18	34	B	4 Steve DANN	VW Golf -	14	15:37.261	3 Laps	1 Lap	64.95	54.253	11

NOT CLASSIFIED

DNF	52	A	Rick MAY	Ford Escort Cosworth -	15	13:30.259	2 Laps	0.000	80.50	52.284	9
DNF	8	A	Daniel PALMER	Mitsubishi Evo -	13	12:28.590	4 Laps	2 Laps	75.51	54.044	9
DNF	122	A	Marcus BICKNELL	Ford Mustang Mach 1 -	9	9:31.746	8 Laps	4 Laps	68.45	1:00.027	4
DNF	45	A	Martyn SCOTT	BMW E30 -	1	1:08.529	16 Laps	8 Laps	63.45	1:08.529	1

FASTEST LAP

44	A	Rod BIRLEY	Ford Escort WRC -	6	52.169	83.35 mph	134.14 kph
18	C	Gavin THOMSON	Peugeot 205 -	13	52.929	82.15 mph	132.22 kph
30	B	Ian BUTLER	Ford Focus -	4	53.072	81.93 mph	131.86 kph
66	D	Perry WINCH	Renault Clio Cup -	10	56.125	77.48 mph	124.69 kph

Weather / Track : Cloudy / Dry

These results are provisional until the conclusion of any judicial and technical matters.

Brands Hatch Indy

Circuit Length = 1.2079 miles

Start: 11:59 Flag 12:14 End: 12:15

Clerk Of Course :	Timekeeper :
-------------------	--------------

Motorsport News Saloon Car Championship

RACE 1 - LAP ANALYSIS

DIFF = Difference To Personal Best Lap

P1 44 Rod BIRLEY				
LAP	LAP TIME	DIFF	MPH	TIME OF DAY
1 -	57.622	5.453	75.46	12:00:16.204
2 -	52.690	0.521	82.53	12:01:08.894
3 -	52.947	0.778	82.13	12:02:01.841
4 -	52.313 (2)	0.144	83.12	12:02:54.154
5 -	53.016	0.847	82.02	12:03:47.170
6 -	52.169 (1)		83.35	12:04:39.339
7 -	52.449 (3)	0.280	82.91	12:05:31.788
8 -	52.782	0.613	82.38	12:06:24.570
9 -	52.745	0.576	82.44	12:07:17.315
10 -	52.640	0.471	82.61	12:08:09.955
11 -	53.144	0.975	81.82	12:09:03.099
12 -	53.306	1.137	81.57	12:09:56.405
13 -	53.450	1.281	81.35	12:10:49.855
14 -	53.141	0.972	81.83	12:11:42.996
15 -	52.982	0.813	82.07	12:12:35.978
16 -	53.256	1.087	81.65	12:13:29.234
17 -	52.929	0.760	82.15	12:14:22.163

P2 28 Malcolm WISE				
LAP	LAP TIME	DIFF	MPH	TIME OF DAY
1 -	58.435	5.987	74.41	12:00:17.017
2 -	53.190	0.742	81.75	12:01:10.207
3 -	52.652	0.204	82.59	12:02:02.859
4 -	52.725	0.277	82.47	12:02:55.584
5 -	52.801	0.353	82.35	12:03:48.385
6 -	52.681	0.233	82.54	12:04:41.066
7 -	53.115	0.667	81.87	12:05:34.181
8 -	52.645 (3)	0.197	82.60	12:06:26.826
9 -	53.109	0.661	81.88	12:07:19.935
10 -	52.575 (2)	0.127	82.71	12:08:12.510
11 -	52.448 (1)		82.91	12:09:04.958
12 -	52.790	0.342	82.37	12:09:57.748
13 -	52.754	0.306	82.43	12:10:50.502
14 -	53.043	0.595	81.98	12:11:43.545
15 -	52.890	0.442	82.21	12:12:36.435
16 -	53.176	0.728	81.77	12:13:29.611
17 -	52.749	0.301	82.43	12:14:22.360

P3 18 Gavin THOMSON				
LAP	LAP TIME	DIFF	MPH	TIME OF DAY
1 -	1:01.438	8.509	70.78	12:00:20.020
2 -	54.133	1.204	80.33	12:01:14.153
3 -	54.000	1.071	80.52	12:02:08.153
4 -	53.251	0.322	81.66	12:03:01.404
5 -	53.594	0.665	81.13	12:03:54.998
6 -	53.902	0.973	80.67	12:04:48.900
7 -	53.497	0.568	81.28	12:05:42.397
8 -	54.005	1.076	80.52	12:06:36.402
9 -	53.780	0.851	80.85	12:07:30.182
10 -	53.484	0.555	81.30	12:08:23.666
11 -	53.671	0.742	81.02	12:09:17.337
12 -	53.091 (3)	0.162	81.90	12:10:10.428
13 -	52.929 (1)		82.15	12:11:03.357
14 -	53.515	0.586	81.25	12:11:56.872
15 -	53.229	0.300	81.69	12:12:50.101
16 -	53.054 (2)	0.125	81.96	12:13:43.155
17 -	54.523	1.594	79.75	12:14:37.678

DIFF = Difference To Personal Best Lap

P4 30 Ian BUTLER				
LAP	LAP TIME	DIFF	MPH	TIME OF DAY
1 -	1:00.268	7.196	72.15	12:00:18.850
2 -	54.113	1.041	80.36	12:01:12.963
3 -	53.836	0.764	80.77	12:02:06.799
4 -	53.072 (1)		81.93	12:02:59.871
5 -	53.885	0.813	80.70	12:03:53.756
6 -	53.849	0.777	80.75	12:04:47.605
7 -	54.330	1.258	80.04	12:05:41.935
8 -	53.973	0.901	80.56	12:06:35.908
9 -	53.845	0.773	80.76	12:07:29.753
10 -	53.544 (2)	0.472	81.21	12:08:23.297
11 -	54.356	1.284	80.00	12:09:17.653
12 -	54.523	1.451	79.75	12:10:12.176
13 -	53.781 (3)	0.709	80.85	12:11:05.957
14 -	54.732	1.660	79.45	12:12:00.689
15 -	54.096	1.024	80.38	12:12:54.785
16 -	54.801	1.729	79.35	12:13:49.586
17 -	54.554	1.482	79.71	12:14:44.140

P5 2 Jamie LIPTROTT				
LAP	LAP TIME	DIFF	MPH	TIME OF DAY
1 -	1:02.229	8.525	69.88	12:00:20.811
2 -	54.818	1.114	79.32	12:01:15.629
3 -	54.377	0.673	79.97	12:02:10.006
4 -	53.758 (2)	0.054	80.89	12:03:03.764
5 -	53.846 (3)	0.142	80.76	12:03:57.610
6 -	53.704 (1)		80.97	12:04:51.314
7 -	54.679	0.975	79.52	12:05:45.993
8 -	54.617	0.913	79.61	12:06:40.610
9 -	54.259	0.555	80.14	12:07:34.869
10 -	54.428	0.724	79.89	12:08:29.297
11 -	54.335	0.631	80.03	12:09:23.632
12 -	54.755	1.051	79.41	12:10:18.387
13 -	54.292	0.588	80.09	12:11:12.679
14 -	54.720	1.016	79.47	12:12:07.399
15 -	54.734	1.030	79.44	12:13:02.133
16 -	55.148	1.444	78.85	12:13:57.281
17 -	55.400	1.696	78.49	12:14:52.681

P6 17 Tony SKELTON				
LAP	LAP TIME	DIFF	MPH	TIME OF DAY
1 -	1:01.589	8.471	70.60	12:00:20.171
2 -	55.401	2.283	78.49	12:01:15.572
3 -	54.694	1.576	79.50	12:02:10.266
4 -	55.303	2.185	78.63	12:03:05.569
5 -	53.494 (3)	0.376	81.29	12:03:59.063
6 -	53.118 (1)		81.86	12:04:52.181
7 -	54.214	1.096	80.21	12:05:46.395
8 -	54.412	1.294	79.91	12:06:40.807
9 -	54.211	1.093	80.21	12:07:35.018
10 -	55.157	2.039	78.84	12:08:30.175
11 -	53.523	0.405	81.24	12:09:23.698
12 -	1:03.328	10.210	68.66	12:10:27.026
13 -	56.031	2.913	77.61	12:11:23.057
14 -	53.466 (2)	0.348	81.33	12:12:16.523
15 -	53.619	0.501	81.10	12:13:10.142
16 -	54.773	1.655	79.39	12:14:04.915
17 -	54.298	1.180	80.08	12:14:59.213

Weather / Track : Cloudy / Dry

Brands Hatch Indy
Circuit Length = 1.2079 miles
Start: 11:59 Flag 12:14 End: 12:15

Motorsport News Saloon Car Championship

RACE 1 - LAP ANALYSIS

DIFF = Difference To Personal Best Lap

P7 14 Matthew TURNER				
LAP	LAP TIME	DIFF	MPH	TIME OF DAY
1 -	1:05.751	11.475	66.13	12:00:24.333
2 -	55.570	1.294	78.25	12:01:19.903
3 -	54.943	0.667	79.14	12:02:14.846
4 -	54.656	0.380	79.56	12:03:09.502
5 -	54.518	0.242	79.76	12:04:04.020
6 -	54.338 (3)	0.062	80.02	12:04:58.358
7 -	54.276 (1)		80.12	12:05:52.634
8 -	54.277 (2)	0.001	80.11	12:06:46.911
9 -	54.370	0.094	79.98	12:07:41.281
10 -	54.355	0.079	80.00	12:08:35.636
11 -	55.368	1.092	78.54	12:09:31.004
12 -	55.700	1.424	78.07	12:10:26.704
13 -	54.890	0.614	79.22	12:11:21.594
14 -	54.693	0.417	79.50	12:12:16.287
15 -	54.960	0.684	79.12	12:13:11.247
16 -	54.989	0.713	79.08	12:14:06.236
17 -	55.731	1.455	78.02	12:15:01.967

P8 54 Andy BANHAM				
LAP	LAP TIME	DIFF	MPH	TIME OF DAY
1 -	1:03.449	9.379	68.53	12:00:22.031
2 -	55.134	1.064	78.87	12:01:17.165
3 -	55.095	1.025	78.92	12:02:12.260
4 -	54.591 (3)	0.521	79.65	12:03:06.851
5 -	55.377	1.307	78.52	12:04:02.228
6 -	54.667	0.597	79.54	12:04:56.895
7 -	54.306 (2)	0.236	80.07	12:05:51.201
8 -	54.070 (1)		80.42	12:06:45.271
9 -	55.071	1.001	78.96	12:07:40.342
10 -	54.931	0.861	79.16	12:08:35.273
11 -	55.180	1.110	78.80	12:09:30.453
12 -	56.017	1.947	77.63	12:10:26.470
13 -	56.331	2.261	77.19	12:11:22.801
14 -	55.431	1.361	78.45	12:12:18.232
15 -	54.990	0.920	79.07	12:13:13.222
16 -	55.360	1.290	78.55	12:14:08.582
17 -	58.089	4.019	74.86	12:15:06.671

P9 33 Paul NEVILL				
LAP	LAP TIME	DIFF	MPH	TIME OF DAY
1 -	1:03.223	8.672	68.78	12:00:21.805
2 -	55.476	0.925	78.38	12:01:17.281
3 -	55.813	1.262	77.91	12:02:13.094
4 -	54.971	0.420	79.10	12:03:08.065
5 -	55.013	0.462	79.04	12:04:03.078
6 -	54.551 (1)		79.71	12:04:57.629
7 -	54.581 (2)	0.030	79.67	12:05:52.210
8 -	54.610	0.059	79.63	12:06:46.820
9 -	55.370	0.819	78.53	12:07:42.190
10 -	54.608 (3)	0.057	79.63	12:08:36.798
11 -	56.051	1.500	77.58	12:09:32.849
12 -	55.064	0.513	78.97	12:10:27.913
13 -	56.033	1.482	77.60	12:11:23.946
14 -	55.136	0.585	78.87	12:12:19.082
15 -	55.078	0.527	78.95	12:13:14.160
16 -	55.355	0.804	78.55	12:14:09.515
17 -	57.759	3.208	75.28	12:15:07.274

DIFF = Difference To Personal Best Lap

P10 27 Pantelis CHRISTOFOROU				
LAP	LAP TIME	DIFF	MPH	TIME OF DAY
1 -	1:02.691	8.917	69.36	12:00:21.273
2 -	55.147	1.373	78.85	12:01:16.420
3 -	54.528	0.754	79.74	12:02:10.948
4 -	1:04.000	10.226	67.94	12:03:14.948
5 -	54.395	0.621	79.94	12:04:09.343
6 -	54.352 (3)	0.578	80.00	12:05:03.695
7 -	53.774 (1)		80.86	12:05:57.469
8 -	54.315 (2)	0.541	80.06	12:06:51.784
9 -	55.392	1.618	78.50	12:07:47.176
10 -	55.604	1.830	78.20	12:08:42.780
11 -	56.144	2.370	77.45	12:09:38.924
12 -	57.281	3.507	75.91	12:10:36.205
13 -	56.334	2.560	77.19	12:11:32.539
14 -	58.983	5.209	73.72	12:12:31.522
15 -	58.715	4.941	74.06	12:13:30.237
16 -	59.446	5.672	73.15	12:14:29.683

P11 98 Dave CHARLTON				
LAP	LAP TIME	DIFF	MPH	TIME OF DAY
1 -	1:04.912	9.321	66.99	12:00:23.494
2 -	56.244	0.653	77.31	12:01:19.738
3 -	56.398	0.807	77.10	12:02:16.136
4 -	55.591 (1)		78.22	12:03:11.727
5 -	56.060	0.469	77.57	12:04:07.787
6 -	56.007 (3)	0.416	77.64	12:05:03.794
7 -	56.803	1.212	76.55	12:06:00.597
8 -	55.920 (2)	0.329	77.76	12:06:56.517
9 -	56.149	0.558	77.44	12:07:52.666
10 -	56.636	1.045	76.78	12:08:49.302
11 -	56.406	0.815	77.09	12:09:45.708
12 -	56.964	1.373	76.33	12:10:42.672
13 -	56.834	1.243	76.51	12:11:39.506
14 -	57.477	1.886	75.65	12:12:36.983
15 -	56.675	1.084	76.72	12:13:33.658
16 -	56.385	0.794	77.12	12:14:30.043

P12 74 Sean FAIRWEATHER				
LAP	LAP TIME	DIFF	MPH	TIME OF DAY
1 -	1:07.139	11.047	64.76	12:00:25.721
2 -	56.917	0.825	76.40	12:01:22.638
3 -	56.372	0.280	77.14	12:02:19.010
4 -	56.092 (1)		77.52	12:03:15.102
5 -	56.168 (2)	0.076	77.42	12:04:11.270
6 -	56.913	0.821	76.40	12:05:08.183
7 -	56.203 (3)	0.111	77.37	12:06:04.386
8 -	56.465	0.373	77.01	12:07:00.851
9 -	57.375	1.283	75.79	12:07:58.226
10 -	58.280	2.188	74.61	12:08:56.506
11 -	57.471	1.379	75.66	12:09:53.977
12 -	57.961	1.869	75.02	12:10:51.938
13 -	57.196	1.104	76.02	12:11:49.134
14 -	59.195	3.103	73.46	12:12:48.329
15 -	57.909	1.817	75.09	12:13:46.238
16 -	57.285	1.193	75.91	12:14:43.523

P13 66 Perry WINCH				
LAP	LAP TIME	DIFF	MPH	TIME OF DAY
1 -	1:09.530	13.405	62.54	12:00:28.112
2 -	59.366	3.241	73.25	12:01:27.478

Weather / Track : Cloudy / Dry

Brands Hatch Indy
Circuit Length = 1.2079 miles
Start: 11:59 Flag 12:14 End: 12:15

Motorsport News Saloon Car Championship

RACE 1 - LAP ANALYSIS

DIFF = Difference To Personal Best Lap

3 -	57.392	1.267	75.77	12:02:24.870
4 -	58.077	1.952	74.87	12:03:22.947
5 -	56.906	0.781	76.41	12:04:19.853
6 -	57.926	1.801	75.07	12:05:17.779
7 -	56.511	0.386	76.95	12:06:14.290
8 -	56.225 (2)	0.100	77.34	12:07:10.515
9 -	56.233 (3)	0.108	77.33	12:08:06.748
10 -	56.125 (1)		77.48	12:09:02.873
11 -	57.543	1.418	75.57	12:10:00.416
12 -	57.277	1.152	75.92	12:10:57.693
13 -	57.223	1.098	75.99	12:11:54.916
14 -	57.864	1.739	75.15	12:12:52.780
15 -	58.143	2.018	74.79	12:13:50.923
16 -	56.834	0.709	76.51	12:14:47.757

P14 11 Mark CRIPPS

LAP	LAP TIME	DIFF	MPH	TIME OF DAY
1 -	1:12.458	16.953	60.01	12:00:31.040
2 -	58.372	2.867	74.49	12:01:29.412
3 -	57.380	1.875	75.78	12:02:26.792
4 -	57.757	2.252	75.29	12:03:24.549
5 -	57.474	1.969	75.66	12:04:22.023
6 -	56.762	1.257	76.61	12:05:18.785
7 -	57.067	1.562	76.20	12:06:15.852
8 -	55.985 (2)	0.480	77.67	12:07:11.837
9 -	55.505 (1)		78.34	12:08:07.342
10 -	56.105 (3)	0.600	77.50	12:09:03.447
11 -	57.884	2.379	75.12	12:10:01.331
12 -	59.877	4.372	72.62	12:11:01.208
13 -	1:00.799	5.294	71.52	12:12:02.007
14 -	58.913	3.408	73.81	12:13:00.920
15 -	58.961	3.456	73.75	12:13:59.881
16 -	58.438	2.933	74.41	12:14:58.319

P15 25 Daniel COWAN

LAP	LAP TIME	DIFF	MPH	TIME OF DAY
1 -	1:10.358	14.437	61.80	12:00:28.940
2 -	59.807	3.886	72.71	12:01:28.747
3 -	57.468	1.547	75.67	12:02:26.215
4 -	57.902	1.981	75.10	12:03:24.117
5 -	57.462	1.541	75.67	12:04:21.579
6 -	56.872 (2)	0.951	76.46	12:05:18.451
7 -	57.074 (3)	1.153	76.19	12:06:15.525
8 -	1:00.526	4.605	71.84	12:07:16.051
9 -	59.182	3.261	73.47	12:08:15.233
10 -	58.506	2.585	74.32	12:09:13.739
11 -	1:00.021	4.100	72.45	12:10:13.760
12 -	55.921 (1)		77.76	12:11:09.681
13 -	58.026	2.105	74.94	12:12:07.707
14 -	58.722	2.801	74.05	12:13:06.429
15 -	58.357	2.436	74.51	12:14:04.786
16 -	1:02.870	6.949	69.16	12:15:07.656

P16 26 Bill RICHARDS

LAP	LAP TIME	DIFF	MPH	TIME OF DAY
1 -	1:11.448	14.257	60.86	12:00:30.030
2 -	59.693	2.502	72.84	12:01:29.723
3 -	59.246	2.055	73.39	12:02:28.969
4 -	59.186 (3)	1.995	73.47	12:03:28.155
5 -	58.500 (2)	1.309	74.33	12:04:26.655
6 -	57.191 (1)		76.03	12:05:23.846
7 -	59.508	2.317	73.07	12:06:23.354

DIFF = Difference To Personal Best Lap

8 -	1:00.598	3.407	71.76	12:07:23.952
9 -	59.987	2.796	72.49	12:08:23.939
10 -	1:00.750	3.559	71.58	12:09:24.689
11 -	59.413	2.222	73.19	12:10:24.102
12 -	1:00.885	3.694	71.42	12:11:24.987
13 -	59.891	2.700	72.60	12:12:24.878
14 -	59.355	2.164	73.26	12:13:24.233
15 -	1:00.101	2.910	72.35	12:14:24.334

P17 39 Bernie BAXTER

LAP	LAP TIME	DIFF	MPH	TIME OF DAY
1 -	1:08.393	9.665	63.58	12:00:26.975
2 -	1:01.970	3.242	70.17	12:01:28.945
3 -	59.472	0.744	73.12	12:02:28.417
4 -	58.842 (2)	0.114	73.90	12:03:27.259
5 -	1:00.733	2.005	71.60	12:04:27.992
6 -	1:02.188	3.460	69.92	12:05:30.180
7 -	1:00.968	2.240	71.32	12:06:31.148
8 -	1:00.316	1.588	72.09	12:07:31.464
9 -	1:01.929	3.201	70.21	12:08:33.393
10 -	1:00.075	1.347	72.38	12:09:33.468
11 -	59.357	0.629	73.26	12:10:32.825
12 -	59.482	0.754	73.10	12:11:32.307
13 -	59.631	0.903	72.92	12:12:31.938
14 -	59.333 (3)	0.605	73.29	12:13:31.271
15 -	58.728 (1)		74.04	12:14:29.999

P18 34 Steve DANN

LAP	LAP TIME	DIFF	MPH	TIME OF DAY
1 -	1:15.953	21.700	57.25	12:00:34.535
2 -	3:12.355 P	2:18.102	22.60	12:03:46.890
3 -	1:02.871	8.618	69.16	12:04:49.761
4 -	56.384	2.131	77.12	12:05:46.145
5 -	56.307	2.054	77.23	12:06:42.452
6 -	55.595	1.342	78.21	12:07:38.047
7 -	54.715	0.462	79.47	12:08:32.762
8 -	54.709	0.456	79.48	12:09:27.471
9 -	54.720	0.467	79.47	12:10:22.191
10 -	54.522 (2)	0.269	79.75	12:11:16.713
11 -	54.253 (1)		80.15	12:12:10.966
12 -	55.155	0.902	78.84	12:13:06.121
13 -	54.674 (3)	0.421	79.53	12:14:00.795
14 -	55.048	0.795	78.99	12:14:55.843

P19 52 Rick MAY

LAP	LAP TIME	DIFF	MPH	TIME OF DAY
1 -	1:00.340	8.056	72.06	12:00:18.922
2 -	54.268	1.984	80.13	12:01:13.190
3 -	53.778	1.494	80.86	12:02:06.968
4 -	52.956	0.672	82.11	12:02:59.924
5 -	53.754	1.470	80.89	12:03:53.678
6 -	54.046	1.762	80.46	12:04:47.724
7 -	53.017	0.733	82.02	12:05:40.741
8 -	52.441 (2)	0.157	82.92	12:06:33.182
9 -	52.284 (1)		83.17	12:07:25.466
10 -	52.497 (3)	0.213	82.83	12:08:17.963
11 -	53.059	0.775	81.95	12:09:11.022
12 -	56.413	4.129	77.08	12:10:07.435
13 -	54.372	2.088	79.97	12:11:01.807
14 -	53.776	1.492	80.86	12:11:55.583
15 -	53.258	0.974	81.65	12:12:48.841

Weather / Track : Cloudy / Dry

Brands Hatch Indy

Circuit Length = 1.2079 miles

Start: 11:59 Flag 12:14 End: 12:15

Motorsport News Saloon Car Championship

RACE 1 - LAP ANALYSIS

DIFF = Difference To Personal Best Lap

P20 8 Daniel PALMER				
LAP	LAP TIME	DIFF	MPH	TIME OF DAY
1 -	1:16.115	22.071	57.13	12:00:34.697
2 -	58.282	4.238	74.61	12:01:32.979
3 -	56.030	1.986	77.61	12:02:29.009
4 -	57.163	3.119	76.07	12:03:26.172
5 -	55.180	1.136	78.80	12:04:21.352
6 -	55.426	1.382	78.45	12:05:16.778
7 -	54.871	0.827	79.25	12:06:11.649
8 -	54.109 (2)	0.065	80.36	12:07:05.758
9 -	54.044 (1)		80.46	12:07:59.802
10 -	54.888	0.844	79.22	12:08:54.690
11 -	54.599 (3)	0.555	79.64	12:09:49.289
12 -	55.279	1.235	78.66	12:10:44.568
13 -	1:02.604	8.560	69.46	12:11:47.172

P21 122 Marcus BICKNELL				
LAP	LAP TIME	DIFF	MPH	TIME OF DAY
1 -	1:11.438	11.411	60.87	12:00:30.020
2 -	1:01.244 (3)	1.217	71.00	12:01:31.264
3 -	1:01.274	1.247	70.96	12:02:32.538
4 -	1:00.027 (1)		72.44	12:03:32.565
5 -	1:02.978	2.951	69.04	12:04:35.543
6 -	1:04.696	4.669	67.21	12:05:40.239
7 -	1:04.010	3.983	67.93	12:06:44.249
8 -	1:05.102	5.075	66.79	12:07:49.351
9 -	1:00.977 (2)	0.950	71.31	12:08:50.328

P22 45 Martyn SCOTT				
LAP	LAP TIME	DIFF	MPH	TIME OF DAY
1 -	1:08.529 (1)		63.45	12:00:27.111

Weather / Track : Cloudy / Dry

Results can be found at www.tsl-timing.com

Page 4 of 4

Brands Hatch Indy
Circuit Length = 1.2079 miles
Start: 11:59 Flag 12:14 End: 12:15

Printed - 12:16 Monday, 25 May 2015

Motorsport News Saloon Car Championship

RACE 1 - LAP CHART

LAP 1 @ 12:00:16.204			LAP 2 @ 12:01:08.894			LAP 3 @ 12:02:01.841			LAP 4 @ 12:02:54.154			LAP 5 @ 12:03:47.170		
NO	BEHIND	LAP TIME	NO	BEHIND	LAP TIME	NO	BEHIND	LAP TIME	NO	BEHIND	LAP TIME	NO	BEHIND	LAP TIME
44		57.622	44		52.690	44		52.947	44		52.313	44		53.016
28	0.813	58.435	28	1.313	53.190	28	1.018	52.652	28	1.430	52.725	28	1.215	52.801
30	2.646	1:00.268	30	4.069	54.113	30	4.958	53.836	30	5.717	53.072	52	6.508	53.754
52	2.718	1:00.340	52	4.296	54.268	52	5.127	53.778	52	5.770	52.956	30	6.586	53.885
18	3.816	1:01.438	18	5.259	54.133	18	6.312	54.000	18	7.250	53.251	18	7.828	53.594
17	3.967	1:01.589	17	6.678	55.401	2	8.165	54.377	2	9.610	53.758	2	10.440	53.846
2	4.607	1:02.229	2	6.735	54.818	17	8.425	54.694	17	11.415	55.303	17	11.893	53.494
27	5.069	1:02.691	27	7.526	55.147	27	9.107	54.528	54	12.697	54.591	54	15.058	55.377
33	5.601	1:03.223	54	8.271	55.134	54	10.419	55.095	33	13.911	54.971	33	15.908	55.013
54	5.827	1:03.449	33	8.387	55.476	33	11.253	55.813	14	15.348	54.656	14	16.850	54.518
98	7.290	1:04.912	98	10.844	56.244	14	13.005	54.943	98	17.573	55.591	98	20.617	56.060
14	8.129	1:05.751	14	11.009	55.570	98	14.295	56.398	27	20.794	1:04.000	27	22.173	54.395
74	9.517	1:07.139	74	13.744	56.917	74	17.169	56.372	74	20.948	56.092	74	24.100	56.168
39	10.771	1:08.393	66	18.584	59.366	66	23.029	57.392	66	28.793	58.077	66	32.683	56.906
45	10.907	1:08.529	25	19.853	59.807	25	24.374	57.468	25	29.963	57.902	8	34.182	55.180
66	11.908	1:09.530	39	20.051	1:01.970	11	24.951	57.380	11	30.395	57.757	25	34.409	57.462
25	12.736	1:10.358	11	20.518	58.372	39	26.576	59.472	8	32.018	57.163	11	34.853	57.474
122	13.816	1:11.438	26	20.829	59.693	26	27.128	59.246	39	33.105	58.842	26	39.485	58.500
26	13.826	1:11.448	122	22.370	1:01.244	8	27.168	56.030	26	34.001	59.186	39	40.822	1:00.733
11	14.836	1:12.458	8	24.085	58.282	122	30.697	1:01.274	122	38.411	1:00.027	122	48.373	1:02.978
34	18.331	1:15.953							34	2 Laps	3:12.355 P			
8	18.493	1:16.115												

Weather / Track : Cloudy / Dry

Motorsport News Saloon Car Championship

RACE 1 - LAP CHART

LAP 6 @ 12:04:39.339			LAP 7 @ 12:05:31.788			LAP 8 @ 12:06:24.570			LAP 9 @ 12:07:17.315			LAP 10 @ 12:08:09.955		
NO	BEHIND	LAP TIME	NO	BEHIND	LAP TIME	NO	BEHIND	LAP TIME	NO	BEHIND	LAP TIME	NO	BEHIND	LAP TIME
44		52.169	44		52.449	44		52.782	44		52.745	44		52.640
28	1.727	52.681	28	2.393	53.115	28	2.256	52.645	28	2.620	53.109	28	2.555	52.575
30	8.266	53.849	122	1 Lap	1:04.696	39	1 Lap	1:00.968	26	1 Lap	1:00.598	25	1 Lap	59.182
52	8.385	54.046	52	8.953	53.017	52	8.612	52.441	52	8.151	52.284	52	8.008	52.497
18	9.561	53.902	30	10.147	54.330	30	11.338	53.973	30	12.438	53.845	30	13.342	53.544
34	3 Laps	1:02.871	18	10.609	53.497	18	11.832	54.005	18	12.867	53.780	18	13.711	53.484
2	11.975	53.704	2	14.205	54.679	2	16.040	54.617	39	1 Lap	1:00.316	26	1 Lap	59.987
17	12.842	53.118	34	3 Laps	56.384	17	16.237	54.412	2	17.554	54.259	2	19.342	54.428
54	17.556	54.667	17	14.607	54.214	34	3 Laps	56.307	17	17.703	54.211	17	20.220	55.157
33	18.290	54.551	54	19.413	54.306	122	1 Lap	1:04.010	34	3 Laps	55.595	34	3 Laps	54.715
14	19.019	54.338	33	20.422	54.581	54	20.701	54.070	54	23.027	55.071	39	1 Lap	1:01.929
27	24.356	54.352	14	20.846	54.276	33	22.250	54.610	14	23.966	54.370	54	25.318	54.931
98	24.455	56.007	27	25.681	53.774	14	22.341	54.277	33	24.875	55.370	14	25.681	54.355
74	28.844	56.913	98	28.809	56.803	27	27.214	54.315	27	29.861	55.392	33	26.843	54.608
8	37.439	55.426	74	32.598	56.203	98	31.947	55.920	122	1 Lap	1:05.102	27	32.825	55.604
66	38.440	57.926	8	39.861	54.871	74	36.281	56.465	98	35.351	56.149	98	39.347	56.636
25	39.112	56.872	66	42.502	56.511	8	41.188	54.109	74	40.911	57.375	122	1 Lap	1:00.977
11	39.446	56.762	25	43.737	57.074	66	45.945	56.225	8	42.487	54.044	8	44.735	54.888
26	44.507	57.191	11	44.064	57.067	11	47.267	55.985	66	49.433	56.233	74	46.551	58.280
39	50.841	1:02.188	26	51.566	59.508	25	51.481	1:00.526	11	50.027	55.505	66	52.918	56.125

Weather / Track : Cloudy / Dry

Results can be found at www.tsl-timing.com

Page 2 of 4

Brands Hatch Indy
Circuit Length = 1.2079 miles
Start: 11:59 Flag 12:14 End: 12:15

Printed - 12:17 Monday, 25 May 2015

Motorsport News Saloon Car Championship

RACE 1 - LAP CHART

LAP 11 @ 12:09:03.099			LAP 12 @ 12:09:56.405			LAP 13 @ 12:10:49.855			LAP 14 @ 12:11:42.996			LAP 15 @ 12:12:35.978		
NO	BEHIND	LAP TIME	NO	BEHIND	LAP TIME	NO	BEHIND	LAP TIME	NO	BEHIND	LAP TIME	NO	BEHIND	LAP TIME
44		53.144	44		53.306	44		53.450	44		53.141	44		52.982
11	1 Lap	56.105	28	1.343	52.790	28	0.647	52.754	28	0.549	53.043	28	0.457	52.890
28	1.859	52.448	66	1 Lap	57.543	74	1 Lap	57.961	8	1 Lap	1:02.604	98	1 Lap	57.477
52	7.923	53.059	11	1 Lap	57.884	66	1 Lap	57.277	74	1 Lap	57.196	74	1 Lap	59.195
25	1 Lap	58.506	52	11.030	56.413	11	1 Lap	59.877	66	1 Lap	57.223	52	12.863	53.258
18	14.238	53.671	18	14.023	53.091	52	11.952	54.372	52	12.587	53.776	18	14.123	53.229
30	14.554	54.356	30	15.771	54.523	18	13.502	52.929	18	13.876	53.515	66	1 Lap	57.864
2	20.533	54.335	25	1 Lap	1:00.021	30	16.102	53.781	30	17.693	54.732	30	18.807	54.096
17	20.599	53.523	2	21.982	54.755	25	1 Lap	55.921	11	1 Lap	1:00.799	11	1 Lap	58.913
26	1 Lap	1:00.750	34	3 Laps	54.720	2	22.824	54.292	2	24.403	54.720	2	26.155	54.734
34	3 Laps	54.709	26	1 Lap	59.413	34	3 Laps	54.522	25	1 Lap	58.026	34	3 Laps	55.155
54	27.354	55.180	54	30.065	56.017	14	31.739	54.890	34	3 Laps	54.253	25	1 Lap	58.722
14	27.905	55.368	14	30.299	55.700	54	32.946	56.331	14	33.291	54.693	17	34.164	53.619
33	29.750	56.051	17	30.621	1:03.328	17	33.202	56.031	17	33.527	53.466	14	35.269	54.960
39	1 Lap	1:00.075	33	31.508	55.064	33	34.091	56.033	54	35.236	55.431	54	37.244	54.990
27	35.825	56.144	39	1 Lap	59.357	26	1 Lap	1:00.885	33	36.086	55.136	33	38.182	55.078
98	42.609	56.406	27	39.800	57.281	39	1 Lap	59.482	26	1 Lap	59.891	26	1 Lap	59.355
8	46.190	54.599	98	46.267	56.964	27	42.684	56.334	27	48.526	58.983			
74	50.878	57.471	8	48.163	55.279	98	49.651	56.834	39	1 Lap	59.631			

Weather / Track : Cloudy / Dry

Motorsport News Saloon Car Championship

RACE 1 - LAP CHART

LAP 16 @ 12:13:29.234			LAP 17 @ 12:14:22.163		
NO	BEHIND	LAP TIME	NO	BEHIND	LAP TIME
44		53.256	44		52.929
28	0.377	53.176	28	0.197	52.749
27	1 Lap	58.715	26	2 Laps	1:00.101
39	2 Laps	59.333	27	1 Lap	59.446
98	1 Lap	56.675	39	2 Laps	58.728
18	13.921	53.054	98	1 Lap	56.385
74	1 Lap	57.909	18	15.515	54.523
30	20.352	54.801	74	1 Lap	57.285
66	1 Lap	58.143	30	21.977	54.554
2	28.047	55.148	66	1 Lap	56.834
11	1 Lap	58.961	2	30.518	55.400
34	3 Laps	54.674	34	3 Laps	55.048
25	1 Lap	58.357	11	1 Lap	58.438
17	35.681	54.773	17	37.050	54.298
14	37.002	54.989	14	39.804	55.731
54	39.348	55.360	54	44.508	58.089
33	40.281	55.355	33	45.111	57.759
			25	1 Lap	1:02.870

Weather / Track : Cloudy / Dry

Results can be found at www.tsl-timing.com

Page 4 of 4

Brands Hatch Indy
Circuit Length = 1.2079 miles
Start: 11:59 Flag 12:14 End: 12:15


Printed - 12:17 Monday, 25 May 2015

Motorsport News Saloon Car Championship

RACE 8 - GRID (15 minutes)

ROW 11	21	122 Marcus BICKNELL	22	45 Martyn SCOTT
ROW 10	19	52 Rick MAY	20	8 Daniel PALMER
ROW 9	17	39 Bernie BAXTER	18	34 Steve DANN
ROW 8	15	25 Daniel COWAN	16	26 Bill RICHARDS
ROW 7	13	66 Perry WINCH	14	11 Mark CRIPPS
ROW 6	11	98 Dave CHARLTON	12	74 Sean FAIRWEATHER
ROW 5	9	33 Paul NEVILL	10	27 Pantelis CHRISTOFOROU
ROW 4	7	14 Matthew TURNER	8	54 Andy BANHAM
ROW 3	5	2 Jamie LIPTROTT	6	17 Tony SKELTON
ROW 2	3	18 Gavin THOMSON	4	30 Ian BUTLER
ROW 1	1	44 Rod BIRLEY	2	28 Malcolm WISE

Pole



Brands Hatch Indy
Circuit Length = 1.2079 miles

These results are provisional until the conclusion of any judicial and technical matters.

Clerk Of Course :		Timekeeper :
-------------------	--	--------------

Motorsport News Saloon Car Championship

RACE 8 - CLASSIFICATION

POS	NO	CL	PIC NAME	ENTRY	LAPS	TIME	GAP	DIFF	MPH	BEST	ON
1	44	A	1 Rod BIRLEY	Ford Escort WRC -	16	15:53.314			72.98	52.042	9
2	28	A	2 Malcolm WISE	Ford Escort Cosworth -	16	15:53.811	0.497	0.497	72.94	52.367	9
3	18	C	1 Gavin THOMSON	Peugeot 205 -	16	16:05.357	12.043	11.546	72.07	52.977	9
4	14	C	2 Matthew TURNER	BMW M3 -	16	16:30.742	37.428	25.385	70.22	54.037	6
5	34	B	1 Steve DANN	VW Golf -	16	16:31.981	38.667	1.239	70.14	54.525	5
6	54	A	3 Andy BANHAM	Subaru Impreza -	16	16:32.345	39.031	0.364	70.11	54.422	15
7	33	C	3 Paul NEVILL	Ford Escort Mk 2 RS2000 -	16	16:33.344	40.030	0.999	70.04	54.924	7
8	8	A	4 Daniel PALMER	Mitsubishi Evo -	15	15:55.823	1 Lap	1 Lap	68.24	54.403	15
9	11	C	4 Mark CRIPPS	BMW M3 -	15	15:58.247	1 Lap	2.424	68.07	55.508	15
10	26	D	1 Bill RICHARDS	Rover Mini Clubman -	15	15:59.391	1 Lap	1.144	67.99	55.554	7
11	30	B	2 Ian BUTLER	Ford Focus -	15	15:59.524	1 Lap	0.133	67.98	52.902	9
12	98	C	5 Dave CHARLTON	Seat Leon -	15	16:00.741	1 Lap	1.217	67.89	55.476	15
13	74	C	6 Sean FAIRWEATHER	Ford Sierra -	15	16:11.900	1 Lap	11.159	67.11	56.694	15
14	66	D	2 Perry WINCH	Renault Clio Cup -	15	16:12.571	1 Lap	0.671	67.06	56.790	9
15	45	A	5 Martyn SCOTT	BMW E30 -	15	16:13.116	1 Lap	0.545	67.03	56.638	12
16	39	C	7 Bernie BAXTER	Audi S3 -	15	16:35.653	1 Lap	22.537	65.51	58.109	7

NOT CLASSIFIED

DNF	2	C	Jamie LIPTROTT	BMW E36 M3 -	9	9:55.773	7 Laps	6 Laps	65.69	54.116	6
DNF	27	B	Pantelis CHRISTOFOROU	Ford Escort Mk2 -	7	8:11.209	9 Laps	2 Laps	61.96	54.464	5
DNF	122	A	Marcus BICKNELL	Ford Mustang Mach 1 -	0						
DNF	17	B	Tony SKELTON	Renault Clio -	0						

FASTEST LAP

44	A	Rod BIRLEY	Ford Escort WRC -	9	52.042	83.55 mph	134.47 kph
30	B	Ian BUTLER	Ford Focus -	9	52.902	82.20 mph	132.28 kph
18	C	Gavin THOMSON	Peugeot 205 -	9	52.977	82.08 mph	132.10 kph
26	D	Bill RICHARDS	Rover Mini Clubman -	7	55.554	78.27 mph	125.97 kph

Weather / Track : Cloudy / Dry

These results are provisional until the conclusion of any judicial and technical matters.

Brands Hatch Indy

Circuit Length = 1.2079 miles

Start: 16:46 Flag 17:02 End: 17:03

Clerk Of Course :	Timekeeper :
-------------------	--------------

Motorsport News Saloon Car Championship

RACE 8 - LAP ANALYSIS

DIFF = Difference To Personal Best Lap

P1 44 Rod BIRLEY				
LAP	LAP TIME	DIFF	MPH	TIME OF DAY
1 -	2:35.492	1:43.450	27.96	16:49:05.916
2 -	54.603	2.561	79.64	16:50:00.519
3 -	53.503	1.461	81.27	16:50:54.022
4 -	53.705	1.663	80.97	16:51:47.727
5 -	52.869	0.827	82.25	16:52:40.596
6 -	52.837	0.795	82.30	16:53:33.433
7 -	53.047	1.005	81.97	16:54:26.480
8 -	52.362 (2)	0.320	83.04	16:55:18.842
9 -	52.042 (1)		83.55	16:56:10.884
10 -	52.433	0.391	82.93	16:57:03.317
11 -	53.035	0.993	81.99	16:57:56.352
12 -	54.812	2.770	79.33	16:58:51.164
13 -	53.244	1.202	81.67	16:59:44.408
14 -	52.401 (3)	0.359	82.98	17:00:36.809
15 -	53.951	1.909	80.60	17:01:30.760
16 -	52.978	0.936	82.08	17:02:23.738

P2 28 Malcolm WISE				
LAP	LAP TIME	DIFF	MPH	TIME OF DAY
1 -	2:35.027	1:42.660	28.05	16:49:05.451
2 -	54.031	1.664	80.48	16:49:59.482
3 -	53.962	1.595	80.58	16:50:53.444
4 -	53.978	1.611	80.56	16:51:47.422
5 -	52.882	0.515	82.23	16:52:40.304
6 -	52.923	0.556	82.16	16:53:33.227
7 -	52.897	0.530	82.20	16:54:26.124
8 -	53.506	1.139	81.27	16:55:19.630
9 -	52.367 (1)		83.04	16:56:11.997
10 -	52.436 (3)	0.069	82.93	16:57:04.433
11 -	52.764	0.397	82.41	16:57:57.197
12 -	55.537	3.170	78.30	16:58:52.734
13 -	52.697	0.330	82.52	16:59:45.431
14 -	52.898	0.531	82.20	17:00:38.329
15 -	53.514	1.147	81.26	17:01:31.843
16 -	52.392 (2)	0.025	83.00	17:02:24.235

P3 18 Gavin THOMSON				
LAP	LAP TIME	DIFF	MPH	TIME OF DAY
1 -	2:36.437	1:43.460	27.79	16:49:06.861
2 -	55.400	2.423	78.49	16:50:02.261
3 -	54.989	2.012	79.08	16:50:57.250
4 -	53.919	0.942	80.65	16:51:51.169
5 -	53.330	0.353	81.54	16:52:44.499
6 -	53.246 (3)	0.269	81.67	16:53:37.745
7 -	53.242 (2)	0.265	81.67	16:54:30.987
8 -	53.351	0.374	81.50	16:55:24.338
9 -	52.977 (1)		82.08	16:56:17.315
10 -	53.312	0.335	81.56	16:57:10.627
11 -	54.446	1.469	79.87	16:58:05.073
12 -	53.969	0.992	80.57	16:58:59.042
13 -	53.526	0.549	81.24	16:59:52.568
14 -	55.017	2.040	79.04	17:00:47.585
15 -	53.714	0.737	80.95	17:01:41.299
16 -	54.482	1.505	79.81	17:02:35.781

P4 14 Matthew TURNER				
LAP	LAP TIME	DIFF	MPH	TIME OF DAY
1 -	2:38.294	1:44.257	27.47	16:49:08.718
2 -	55.507	1.470	78.34	16:50:04.225

DIFF = Difference To Personal Best Lap

3 -	55.254	1.217	78.70	16:50:59.479
4 -	54.525	0.488	79.75	16:51:54.004
5 -	54.385 (3)	0.348	79.95	16:52:48.389
6 -	54.037 (1)		80.47	16:53:42.426
7 -	55.124	1.087	78.88	16:54:37.550
8 -	54.247 (2)	0.210	80.16	16:55:31.797
9 -	54.682	0.645	79.52	16:56:26.479
10 -	58.766	4.729	73.99	16:57:25.245
11 -	57.662	3.625	75.41	16:58:22.907
12 -	56.846	2.809	76.49	16:59:19.753
13 -	55.412	1.375	78.47	17:00:15.165
14 -	55.982	1.945	77.67	17:01:11.147
15 -	54.788	0.751	79.37	17:02:05.935
16 -	55.231	1.194	78.73	17:03:01.166

P5 34 Steve DANN				
LAP	LAP TIME	DIFF	MPH	TIME OF DAY
1 -	2:41.224	1:46.699	26.97	16:49:11.648
2 -	57.462	2.937	75.67	16:50:09.110
3 -	56.318	1.793	77.21	16:51:05.428
4 -	55.307	0.782	78.62	16:52:00.735
5 -	54.525 (1)		79.75	16:52:55.260
6 -	54.535 (2)	0.010	79.73	16:53:49.795
7 -	55.548	1.023	78.28	16:54:45.343
8 -	54.862	0.337	79.26	16:55:40.205
9 -	54.943	0.418	79.14	16:56:35.148
10 -	55.045	0.520	79.00	16:57:30.193
11 -	54.567	0.042	79.69	16:58:24.760
12 -	56.024	1.499	77.62	16:59:20.784
13 -	57.119	2.594	76.13	17:00:17.903
14 -	55.321	0.796	78.60	17:01:13.224
15 -	54.551 (3)	0.026	79.71	17:02:07.775
16 -	54.630	0.105	79.60	17:03:02.405

P6 54 Andy BANHAM				
LAP	LAP TIME	DIFF	MPH	TIME OF DAY
1 -	2:39.454	1:45.032	27.27	16:49:09.878
2 -	56.781	2.359	76.58	16:50:06.659
3 -	55.692	1.270	78.08	16:51:02.351
4 -	54.976	0.554	79.10	16:51:57.327
5 -	54.704 (2)	0.282	79.49	16:52:52.031
6 -	55.247	0.825	78.71	16:53:47.278
7 -	54.846 (3)	0.424	79.28	16:54:42.124
8 -	55.320	0.898	78.60	16:55:37.444
9 -	54.907	0.485	79.19	16:56:32.351
10 -	55.127	0.705	78.88	16:57:27.478
11 -	55.902	1.480	77.78	16:58:23.380
12 -	57.045	2.623	76.23	16:59:20.425
13 -	56.519	2.097	76.94	17:00:16.944
14 -	55.740	1.318	78.01	17:01:12.684
15 -	54.422 (1)		79.90	17:02:07.106
16 -	55.663	1.241	78.12	17:03:02.769

P7 33 Paul NEVILL				
LAP	LAP TIME	DIFF	MPH	TIME OF DAY
1 -	2:40.295	1:45.371	27.12	16:49:10.719
2 -	56.550	1.626	76.89	16:50:07.269
3 -	55.972	1.048	77.69	16:51:03.241
4 -	55.618	0.694	78.18	16:51:58.859
5 -	55.437	0.513	78.44	16:52:54.296
6 -	55.102	0.178	78.91	16:53:49.398
7 -	54.924 (1)		79.17	16:54:44.322

Brands Hatch Indy

Circuit Length = 1.2079 miles

Start: 16:46 Flag 17:02 End: 17:03

Weather / Track : Cloudy / Dry

Motorsport News Saloon Car Championship

RACE 8 - LAP ANALYSIS

DIFF = Difference To Personal Best Lap

8 -	55.453	0.529	78.41	16:55:39.775
9 -	55.657	0.733	78.13	16:56:35.432
10 -	55.556	0.632	78.27	16:57:30.988
11 -	54.957 (2)	0.033	79.12	16:58:25.945
12 -	55.669	0.745	78.11	16:59:21.614
13 -	55.908	0.984	77.78	17:00:17.522
14 -	55.848	0.924	77.86	17:01:13.370
15 -	55.076 (3)	0.152	78.95	17:02:08.446
16 -	55.322	0.398	78.60	17:03:03.768

P8 8 Daniel PALMER

LAP	LAP TIME	DIFF	MPH	TIME OF DAY
1 -	2:43.875	1:49.472	26.53	16:49:14.299
2 -	57.289	2.886	75.90	16:50:11.588
3 -	56.976	2.573	76.32	16:51:08.564
4 -	56.927	2.524	76.38	16:52:05.491
5 -	57.277	2.874	75.92	16:53:02.768
6 -	55.380 (2)	0.977	78.52	16:53:58.148
7 -	56.152	1.749	77.44	16:54:54.300
8 -	57.363	2.960	75.80	16:55:51.663
9 -	55.949 (3)	1.546	77.72	16:56:47.612
10 -	57.932	3.529	75.06	16:57:45.544
11 -	56.383	1.980	77.12	16:58:41.927
12 -	56.519	2.116	76.94	16:59:38.446
13 -	57.289	2.886	75.90	17:00:35.735
14 -	56.109	1.706	77.50	17:01:31.844
15 -	54.403 (1)		79.93	17:02:26.247

P9 11 Mark CRIPPS

LAP	LAP TIME	DIFF	MPH	TIME OF DAY
1 -	2:41.385	1:45.877	26.94	16:49:11.809
2 -	58.053	2.545	74.90	16:50:09.862
3 -	56.444 (3)	0.936	77.04	16:51:06.306
4 -	56.630	1.122	76.78	16:52:02.936
5 -	56.460	0.952	77.02	16:52:59.396
6 -	57.277	1.769	75.92	16:53:56.673
7 -	58.137	2.629	74.79	16:54:54.810
8 -	57.483	1.975	75.65	16:55:52.293
9 -	57.357	1.849	75.81	16:56:49.650
10 -	56.907	1.399	76.41	16:57:46.557
11 -	56.547	1.039	76.90	16:58:43.104
12 -	56.232 (2)	0.724	77.33	16:59:39.336
13 -	56.847	1.339	76.49	17:00:36.183
14 -	56.980	1.472	76.31	17:01:33.163
15 -	55.508 (1)		78.34	17:02:28.671

P10 26 Bill RICHARDS

LAP	LAP TIME	DIFF	MPH	TIME OF DAY
1 -	2:45.521	1:49.967	26.27	16:49:15.945
2 -	58.106	2.552	74.83	16:50:14.051
3 -	56.739	1.185	76.64	16:51:10.790
4 -	56.285	0.731	77.26	16:52:07.075
5 -	56.587	1.033	76.84	16:53:03.662
6 -	56.225 (3)	0.671	77.34	16:53:59.887
7 -	55.554 (1)		78.27	16:54:55.441
8 -	56.767	1.213	76.60	16:55:52.208
9 -	56.995	1.441	76.29	16:56:49.203
10 -	57.483	1.929	75.65	16:57:46.686
11 -	57.268	1.714	75.93	16:58:43.954
12 -	56.398	0.844	77.10	16:59:40.352
13 -	57.066	1.512	76.20	17:00:37.418
14 -	56.688	1.134	76.71	17:01:34.106

DIFF = Difference To Personal Best Lap

15 -	55.709 (2)	0.155	78.05	17:02:29.815
------	------------	-------	-------	--------------

P11 30 Ian BUTLER

LAP	LAP TIME	DIFF	MPH	TIME OF DAY
1 -	2:36.971	1:44.069	27.70	16:49:07.395
2 -	54.690	1.788	79.51	16:50:02.085
3 -	54.431	1.529	79.89	16:50:56.516
4 -	53.424 (3)	0.522	81.39	16:51:49.940
5 -	53.522	0.620	81.24	16:52:43.462
6 -	53.600	0.698	81.13	16:53:37.062
7 -	53.087 (2)	0.185	81.91	16:54:30.149
8 -	53.483	0.581	81.30	16:55:23.632
9 -	52.902 (1)		82.20	16:56:16.534
10 -	53.727	0.825	80.93	16:57:10.261
11 -	56.374	3.472	77.13	16:58:06.635
12 -	58.901	5.999	73.82	16:59:05.536
13 -	1:04.516	11.614	67.40	17:00:10.052
14 -	1:09.080	16.178	62.95	17:01:19.132
15 -	1:10.816	17.914	61.40	17:02:29.948

P12 98 Dave CHARLTON

LAP	LAP TIME	DIFF	MPH	TIME OF DAY
1 -	2:40.975	1:45.499	27.01	16:49:11.399
2 -	59.127	3.651	73.54	16:50:10.526
3 -	58.897	3.421	73.83	16:51:09.423
4 -	57.256	1.780	75.95	16:52:06.679
5 -	57.344	1.868	75.83	16:53:04.023
6 -	56.470	0.994	77.00	16:54:00.493
7 -	55.626 (2)	0.150	78.17	16:54:56.119
8 -	56.736	1.260	76.64	16:55:52.855
9 -	57.616	2.140	75.47	16:56:50.471
10 -	56.942	1.466	76.36	16:57:47.413
11 -	57.711	2.235	75.35	16:58:45.124
12 -	56.267	0.791	77.28	16:59:41.391
13 -	58.478	3.002	74.36	17:00:39.869
14 -	55.820 (3)	0.344	77.90	17:01:35.689
15 -	55.476 (1)		78.38	17:02:31.165

P13 74 Sean FAIRWEATHER

LAP	LAP TIME	DIFF	MPH	TIME OF DAY
1 -	2:43.229	1:46.535	26.64	16:49:13.653
2 -	59.966	3.272	72.51	16:50:13.619
3 -	58.756	2.062	74.01	16:51:12.375
4 -	58.236	1.542	74.67	16:52:10.611
5 -	58.159	1.465	74.77	16:53:08.770
6 -	57.497	0.803	75.63	16:54:06.267
7 -	57.801	1.107	75.23	16:55:04.068
8 -	57.047	0.353	76.22	16:56:01.115
9 -	56.830 (3)	0.136	76.51	16:56:57.945
10 -	57.723	1.029	75.33	16:57:55.668
11 -	58.229	1.535	74.68	16:58:53.897
12 -	56.756 (2)	0.062	76.61	16:59:50.653
13 -	57.435	0.741	75.71	17:00:48.088
14 -	57.542	0.848	75.57	17:01:45.630
15 -	56.694 (1)		76.70	17:02:42.324

P14 66 Perry WINCH

LAP	LAP TIME	DIFF	MPH	TIME OF DAY
1 -	2:46.129	1:49.339	26.17	16:49:16.553
2 -	58.012	1.222	74.96	16:50:14.565
3 -	58.052	1.262	74.90	16:51:12.617

Weather / Track : Cloudy / Dry

Brands Hatch Indy

Circuit Length = 1.2079 miles

Start: 16:46 Flag 17:02 End: 17:03

Motorsport News Saloon Car Championship

RACE 8 - LAP ANALYSIS

DIFF = Difference To Personal Best Lap

4 -	58.558	1.768	74.26	16:52:11.175
5 -	57.865	1.075	75.15	16:53:09.040
6 -	57.712	0.922	75.35	16:54:06.752
7 -	58.234	1.444	74.67	16:55:04.986
8 -	57.089 (3)	0.299	76.17	16:56:02.075
9 -	56.790 (1)		76.57	16:56:58.865
10 -	57.173	0.383	76.06	16:57:56.038
11 -	58.347	1.557	74.53	16:58:54.385
12 -	57.355	0.565	75.81	16:59:51.740
13 -	57.177	0.387	76.05	17:00:48.917
14 -	57.176	0.386	76.05	17:01:46.093
15 -	56.902 (2)	0.112	76.42	17:02:42.995

DIFF = Difference To Personal Best Lap

P18 27 Pantelis CHRISTOFOROU				
LAP	LAP TIME	DIFF	MPH	TIME OF DAY
1 -	2:40.234	1:45.770	27.13	16:49:10.658
2 -	55.092	0.628	78.93	16:50:05.750
3 -	54.748 (3)	0.284	79.42	16:51:00.498
4 -	54.706 (2)	0.242	79.49	16:51:55.204
5 -	54.464 (1)		79.84	16:52:49.668
6 -	55.770	1.306	77.97	16:53:45.438
7 -	56.195	1.731	77.38	16:54:41.633

P15 45 Martyn SCOTT

LAP	LAP TIME	DIFF	MPH	TIME OF DAY
1 -	2:46.703	1:50.065	26.08	16:49:17.127
2 -	58.245	1.607	74.66	16:50:15.372
3 -	58.256	1.618	74.64	16:51:13.628
4 -	57.897	1.259	75.10	16:52:11.525
5 -	57.672	1.034	75.40	16:53:09.197
6 -	57.762	1.124	75.28	16:54:06.959
7 -	57.318	0.680	75.86	16:55:04.277
8 -	57.094	0.456	76.16	16:56:01.371
9 -	56.790 (3)	0.152	76.57	16:56:58.161
10 -	59.133	2.495	73.53	16:57:57.294
11 -	58.162	1.524	74.76	16:58:55.456
12 -	56.638 (1)		76.77	16:59:52.094
13 -	57.369	0.731	75.80	17:00:49.463
14 -	56.710 (2)	0.072	76.68	17:01:46.173
15 -	57.367	0.729	75.80	17:02:43.540

P16 39 Bernie BAXTER

LAP	LAP TIME	DIFF	MPH	TIME OF DAY
1 -	2:44.194	1:46.085	26.48	16:49:14.618
2 -	59.853	1.744	72.65	16:50:14.471
3 -	59.366	1.257	73.25	16:51:13.837
4 -	58.918	0.809	73.80	16:52:12.755
5 -	58.261 (3)	0.152	74.64	16:53:11.016
6 -	58.735	0.626	74.03	16:54:09.751
7 -	58.109 (1)		74.83	16:55:07.860
8 -	58.168 (2)	0.059	74.75	16:56:06.028
9 -	58.679	0.570	74.10	16:57:04.707
10 -	1:01.056	2.947	71.22	16:58:05.763
11 -	1:00.991	2.882	71.29	16:59:06.754
12 -	1:00.834	2.725	71.48	17:00:07.588
13 -	59.765	1.656	72.76	17:01:07.353
14 -	58.729	0.620	74.04	17:02:06.082
15 -	59.995	1.886	72.48	17:03:06.077

P17 2 Jamie LIPTROTT

LAP	LAP TIME	DIFF	MPH	TIME OF DAY
1 -	2:37.816	1:43.700	27.55	16:49:08.240
2 -	55.951	1.835	77.72	16:50:04.191
3 -	55.255	1.139	78.70	16:50:59.446
4 -	54.392 (3)	0.276	79.94	16:51:53.838
5 -	54.202 (2)	0.086	80.22	16:52:48.040
6 -	54.116 (1)		80.35	16:53:42.156
7 -	54.513	0.397	79.77	16:54:36.669
8 -	54.523	0.407	79.75	16:55:31.192
9 -	55.005	0.889	79.05	16:56:26.197

Weather / Track : Cloudy / Dry

Motorsport News Saloon Car Championship

RACE 8 - LAP CHART

LAP 1 @ 16:49:05.451			LAP 2 @ 16:49:59.482			LAP 3 @ 16:50:53.444			LAP 4 @ 16:51:47.422			LAP 5 @ 16:52:40.304		
NO	BEHIND	LAP TIME	NO	BEHIND	LAP TIME	NO	BEHIND	LAP TIME	NO	BEHIND	LAP TIME	NO	BEHIND	LAP TIME
28		2:35.027	28		54.031	28		53.962	28		53.978	28		52.882
44	0.465	2:35.492	44	1.037	54.603	44	0.578	53.503	44	0.305	53.705	44	0.292	52.869
18	1.410	2:36.437	30	2.603	54.690	30	3.072	54.431	30	2.518	53.424	30	3.158	53.522
30	1.944	2:36.971	18	2.779	55.400	18	3.806	54.989	18	3.747	53.919	18	4.195	53.330
2	2.789	2:37.816	2	4.709	55.951	2	6.002	55.255	2	6.416	54.392	2	7.736	54.202
14	3.267	2:38.294	14	4.743	55.507	14	6.035	55.254	14	6.582	54.525	14	8.085	54.385
54	4.427	2:39.454	27	6.268	55.092	27	7.054	54.748	27	7.782	54.706	27	9.364	54.464
27	5.207	2:40.234	54	7.177	56.781	54	8.907	55.692	54	9.905	54.976	54	11.727	54.704
33	5.268	2:40.295	33	7.787	56.550	33	9.797	55.972	33	11.437	55.618	33	13.992	55.437
98	5.948	2:40.975	34	9.628	57.462	34	11.984	56.318	34	13.313	55.307	34	14.956	54.525
34	6.197	2:41.224	11	10.380	58.053	11	12.862	56.444	11	15.514	56.630	11	19.092	56.460
11	6.358	2:41.385	98	11.044	59.127	8	15.120	56.976	8	18.069	56.927	8	22.464	57.277
74	8.202	2:43.229	8	12.106	57.289	98	15.979	58.897	98	19.257	57.256	26	23.358	56.587
8	8.848	2:43.875	74	14.137	59.966	26	17.346	56.739	26	19.653	56.285	98	23.719	57.344
39	9.167	2:44.194	26	14.569	58.106	74	18.931	58.756	74	23.189	58.236	74	28.466	58.159
26	10.494	2:45.521	39	14.989	59.853	66	19.173	58.052	66	23.753	58.558	66	28.736	57.865
66	11.102	2:46.129	66	15.083	58.012	45	20.184	58.256	45	24.103	57.897	45	28.893	57.672
45	11.676	2:46.703	45	15.890	58.245	39	20.393	59.366	39	25.333	58.918	39	30.712	58.261

Weather / Track : Cloudy / Dry

Results can be found at www.tsl-timing.com

Page 1 of 4

Brands Hatch Indy
 Circuit Length = 1.2079 miles
 Start: 16:46 Flag 17:02 End: 17:03

Printed - 17:11 Monday, 25 May 2015

Motorsport News Saloon Car Championship

RACE 8 - LAP CHART

LAP 6 @ 16:53:33.227			LAP 7 @ 16:54:26.124			LAP 8 @ 16:55:18.842			LAP 9 @ 16:56:10.884			LAP 10 @ 16:57:03.317		
NO	BEHIND	LAP TIME	NO	BEHIND	LAP TIME	NO	BEHIND	LAP TIME	NO	BEHIND	LAP TIME	NO	BEHIND	LAP TIME
28		52.923	28		52.897	44		52.362	44		52.042	44		52.433
44	0.206	52.837	44	0.356	53.047	28	0.788	53.506	28	1.113	52.367	28	1.116	52.436
30	3.835	53.600	30	4.025	53.087	30	4.790	53.483	30	5.650	52.902	39	1 Lap	58.679
18	4.518	53.246	18	4.863	53.242	18	5.496	53.351	18	6.431	52.977	30	6.944	53.727
2	8.929	54.116	2	10.545	54.513	2	12.350	54.523	2	15.313	55.005	18	7.310	53.312
14	9.199	54.037	14	11.426	55.124	14	12.955	54.247	14	15.595	54.682	14	21.928	58.766
27	12.211	55.770	27	15.509	56.195	54	18.602	55.320	54	21.467	54.907	54	24.161	55.127
54	14.051	55.247	54	16.000	54.846	33	20.933	55.453	34	24.264	54.943	34	26.876	55.045
33	16.171	55.102	33	18.198	54.924	34	21.363	54.862	33	24.548	55.657	33	27.671	55.556
34	16.568	54.535	34	19.219	55.548	8	32.821	57.363	8	36.728	55.949	8	42.227	57.932
11	23.446	57.277	8	28.176	56.152	26	33.366	56.767	26	38.319	56.995	11	43.240	56.907
8	24.921	55.380	11	28.686	58.137	11	33.451	57.483	11	38.766	57.357	26	43.369	57.483
26	26.660	56.225	26	29.317	55.554	98	34.013	56.736	98	39.587	57.616	98	44.096	56.942
98	27.266	56.470	98	29.995	55.626	74	42.273	57.047	74	47.061	56.830	74	52.351	57.723
74	33.040	57.497	74	37.944	57.801	45	42.529	57.094	45	47.277	56.790	66	52.721	57.173
66	33.525	57.712	45	38.153	57.318	66	43.233	57.089	66	47.981	56.790			
45	33.732	57.762	66	38.862	58.234	39	47.186	58.168						
39	36.524	58.735	39	41.736	58.109									

Weather / Track : Cloudy / Dry

Brands Hatch Indy
 Circuit Length = 1.2079 miles
 Start: 16:46 Flag 17:02 End: 17:03

Motorsport News Saloon Car Championship

RACE 8 - LAP CHART

LAP 11 @ 16:57:56.352			LAP 12 @ 16:58:51.164			LAP 13 @ 16:59:44.408			LAP 14 @ 17:00:36.809			LAP 15 @ 17:01:30.760		
NO	BEHIND	LAP TIME	NO	BEHIND	LAP TIME	NO	BEHIND	LAP TIME	NO	BEHIND	LAP TIME	NO	BEHIND	LAP TIME
44		53.035	44		54.812	44		53.244	44		52.401	44		53.951
28	0.845	52.764	28	1.570	55.537	28	1.023	52.697	26	1 Lap	57.066	28	1.083	53.514
45	1 Lap	59.133	74	1 Lap	58.229	74	1 Lap	56.756	28	1.520	52.898	8	1 Lap	56.109
18	8.721	54.446	66	1 Lap	58.347	66	1 Lap	57.355	98	1 Lap	58.478	11	1 Lap	56.980
39	1 Lap	1:01.056	45	1 Lap	58.162	45	1 Lap	56.638	18	10.776	55.017	26	1 Lap	56.688
30	10.283	56.374	18	7.878	53.969	18	8.160	53.526	74	1 Lap	57.435	98	1 Lap	55.820
14	26.555	57.662	30	14.372	58.901	39	1 Lap	1:00.834	66	1 Lap	57.177	18	10.539	53.714
54	27.028	55.902	39	1 Lap	1:00.991	30	25.644	1:04.516	45	1 Lap	57.369	74	1 Lap	57.542
34	28.408	54.567	14	28.589	56.846	14	30.757	55.412	39	1 Lap	59.765	66	1 Lap	57.176
33	29.593	54.957	54	29.261	57.045	54	32.536	56.519	14	34.338	55.982	45	1 Lap	56.710
8	45.575	56.383	34	29.620	56.024	33	33.114	55.908	54	35.875	55.740	14	35.175	54.788
11	46.752	56.547	33	30.450	55.669	34	33.495	57.119	34	36.415	55.321	39	1 Lap	58.729
26	47.602	57.268	8	47.282	56.519	8	51.327	57.289	33	36.561	55.848	54	36.346	54.422
98	48.772	57.711	11	48.172	56.232	11	51.775	56.847	30	42.323	1:09.080	34	37.015	54.551
			26	49.188	56.398							33	37.686	55.076
			98	50.227	56.267									

Weather / Track : Cloudy / Dry

Brands Hatch Indy
 Circuit Length = 1.2079 miles
 Start: 16:46 Flag 17:02 End: 17:03

Motorsport News Saloon Car Championship

RACE 8 - LAP CHART

LAP 16 @ 17:02:23.738

NO	BEHIND	LAP TIME
44		52.978
28	0.497	52.392
8	1 Lap	54.403
11	1 Lap	55.508
26	1 Lap	55.709
30	1 Lap	1:10.816
98	1 Lap	55.476
18	12.043	54.482
74	1 Lap	56.694
66	1 Lap	56.902
45	1 Lap	57.367
14	37.428	55.231
34	38.667	54.630
54	39.031	55.663
33	40.030	55.322
39	1 Lap	59.995

Weather / Track : Cloudy / Dry

Results can be found at www.tsl-timing.com

Page 4 of 4

Brands Hatch Indy
Circuit Length = 1.2079 miles
Start: 16:46 Flag 17:02 End: 17:03

Printed - 17:11 Monday, 25 May 2015

Cannons Tin Tops

QUALIFYING - RACE 4 - CLASSIFICATION

POS	NO	CL	PIC NAME	ENTRY	TIME	ON	LAPS	GAP	DIFF	MPH
1	199	T1	1 Bob HOSIER	SEAT Leon -	54.809	12	13			79.34
2	72	T1	2 Tom BRIDGER	Rover 220 Turbo -	55.438	13	14	0.629	0.629	78.44
3	55	T2	1 Chris WHITEMAN	Honda Civic Type R -	55.589	6	16	0.780	0.151	78.22
4	40	T1	3 Reece JONES	Ford Focus RS -	57.322	5	5	2.513	1.733	75.86
5	73	T2	2 Terry SEARLES	MG ZR190 -	57.429	8	16	2.620	0.107	75.72
6	11	TP	1 Daniel ADAMS	Proton Satria -	57.563	9	12	2.754	0.134	75.54
7	56	T2	3 Robert FARNDON	VW Golf gti -	58.326	9	12	3.517	0.763	74.55
8	51	T3	1 Lewis TURNER	Citroen Saxo -	58.592	7	11	3.783	0.266	74.21
9	1	T3	2 Neal GARDINER	Rover Metro -	58.663	10	14	3.854	0.071	74.12
10	5	T3	3 Ryan STEEL	Citroen Saxo -	58.726	11	12	3.917	0.063	74.04
11	77	T1	4 Peter OSBORNE	Vauxhall Astra VXR -	59.026	3	7	4.217	0.300	73.67
12	79	T3	4 Michael DAY	Citroen Saxo -	59.352	10	15	4.543	0.326	73.26
13	61	TP	2 Cliff PELLIN	Ford Fiesta st150 -	59.625	10	15	4.816	0.273	72.93
14	41	T3	5 Robert TAYLOR	Ford Fiesta XR2 -	59.735	8	12	4.926	0.110	72.79
15	69	T1	5 Barnaby DAVIES	Toyota Starlet -	1:00.075	3	7	5.266	0.340	72.38
16	42	TP	3 Gordon COOPER	Renault Clio 197 -	1:00.133	5	11	5.324	0.058	72.31
17	132	TP	4 Adrian MATTHEWS	Ford Puma -	1:00.264	11	11	5.455	0.131	72.15
18	95	T3	6 Matt ELLIS	Citroen Saxo VTR -	1:00.911	12	14	6.102	0.647	71.39
19	183	T3	7 David PACKHAM	Suzuki Ignis Sport -	1:00.993	5	11	6.184	0.082	71.29
20	12	T3	8 Chris BROWN	Ford Fiesta XR2 -	1:01.173	11	14	6.364	0.180	71.08
21	75	T3	9 Ben FORBES	Citroen Saxo -	1:01.862	2	7	7.053	0.689	70.29
22	7	T3	10 Ben WILSON	Peugeot 205 gti -	1:03.108	11	14	8.299	1.246	68.90
23	78	T3	11 Steve EVERSON	Citroen Saxo -	1:26.846	2	2	32.037	23.738	50.07
24	31	T3	12 Terry WALLER	Ford Fiesta -			1			

Cars 5 & 11 - Transponders not working
 Car 7 - Lap time disallowed - Track limits

Brands Hatch Indy
 Circuit Length = 1.2079 miles
 Start: 09:59 Flag 10:14 End: 10:16

Weather / Track : Cloudy / Dry

These results are provisional until the conclusion of any judicial and technical matters.

Clerk Of Course :	Timekeeper :
-------------------	--------------

Cannons Tin Tops

QUALIFYING - RACE 4 - LAP ANALYSIS

DIFF = Difference To Personal Best Lap

P1 199 Bob HOSIER				
LAP	LAP TIME	DIFF	MPH	TIME OF DAY
1 -	1:07.292	12.483	64.62	10:01:00.925
2 -	58.887	4.078	73.84	10:01:59.812
3 -	57.117	2.308	76.13	10:02:56.929
4 -	57.987	3.178	74.99	10:03:54.916
5 -	56.714	1.905	76.67	10:04:51.630
6 -	55.653	0.844	78.13	10:05:47.283
7 -	56.120	1.311	77.48	10:06:43.403
8 -	55.654	0.845	78.13	10:07:39.057
9 -	56.169	1.360	77.42	10:08:35.226
10 -	55.468 (3)	0.659	78.39	10:09:30.694
11 -	56.822	2.013	76.53	10:10:27.516
12 -	54.809 (1)		79.34	10:11:22.325
13 -	55.200 (2)	0.391	78.77	10:12:17.525

P2 72 Tom BRIDGER				
LAP	LAP TIME	DIFF	MPH	TIME OF DAY
1 -	1:09.537	14.099	62.53	10:01:05.364
2 -	1:00.999	5.561	71.28	10:02:06.363
3 -	56.332	0.894	77.19	10:03:02.695
4 -	56.481	1.043	76.99	10:03:59.176
5 -	55.753	0.315	77.99	10:04:54.929
6 -	56.910	1.472	76.41	10:05:51.839
7 -	55.547 (2)	0.109	78.28	10:06:47.386
8 -	58.067	2.629	74.88	10:07:45.453
9 -	1:09.481	14.043	62.58	10:08:54.934
10 -	1:01.530	6.092	70.67	10:09:56.464
11 -	56.264	0.826	77.28	10:10:52.728
12 -	55.618 (3)	0.180	78.18	10:11:48.346
13 -	55.438 (1)		78.44	10:12:43.784
14 -	1:04.750	9.312	67.15	10:13:48.534

P3 55 Chris WHITEMAN				
LAP	LAP TIME	DIFF	MPH	TIME OF DAY
1 -	1:06.646	11.057	65.24	10:01:17.017
2 -	58.934	3.345	73.78	10:02:15.951
3 -	56.929	1.340	76.38	10:03:12.880
4 -	56.737	1.148	76.64	10:04:09.617
5 -	55.695 (2)	0.106	78.07	10:05:05.312
6 -	55.589 (1)		78.22	10:06:00.901
7 -	56.242	0.653	77.31	10:06:57.143
8 -	56.160	0.571	77.43	10:07:53.303
9 -	57.562	1.973	75.54	10:08:50.865
10 -	55.863 (3)	0.274	77.84	10:09:46.728
11 -	57.488	1.899	75.64	10:10:44.216
12 -	56.029	0.440	77.61	10:11:40.245
13 -	56.045	0.456	77.59	10:12:36.290
14 -	1:05.748	10.159	66.14	10:13:42.038
15 -	56.456	0.867	77.02	10:14:38.494
16 -	1:00.265	4.676	72.15	10:15:38.759

P4 40 Reece JONES				
LAP	LAP TIME	DIFF	MPH	TIME OF DAY
1 -	1:10.551	13.229	61.63	10:01:32.977
2 -	3:34.039 P	2:36.717	20.31	10:05:07.016
3 -	4:55.755 P	3:58.433	14.70	10:10:02.771
4 -	1:02.333	5.011	69.76	10:11:05.104
5 -	57.322 (1)		75.86	10:12:02.426

DIFF = Difference To Personal Best Lap

P5 73 Terry SEARLES				
LAP	LAP TIME	DIFF	MPH	TIME OF DAY
1 -	1:06.622	9.193	65.27	10:00:53.641
2 -	59.529	2.100	73.05	10:01:53.170
3 -	58.837	1.408	73.90	10:02:52.007
4 -	58.207	0.778	74.70	10:03:50.214
5 -	58.347	0.918	74.53	10:04:48.561
6 -	57.851	0.422	75.16	10:05:46.412
7 -	58.553	1.124	74.26	10:06:44.965
8 -	57.429 (1)		75.72	10:07:42.394
9 -	58.996	1.567	73.71	10:08:41.390
10 -	58.362	0.933	74.51	10:09:39.752
11 -	57.454 (3)	0.025	75.68	10:10:37.206
12 -	57.441 (2)	0.012	75.70	10:11:34.647
13 -	57.468	0.039	75.67	10:12:32.115
14 -	1:02.679	5.250	69.37	10:13:34.794
15 -	1:02.258	4.829	69.84	10:14:37.052
16 -	1:06.965	9.536	64.93	10:15:44.017

P6 11 Daniel ADAMS				
LAP	LAP TIME	DIFF	MPH	TIME OF DAY
1 -	1:06.104	8.541	65.78	10:02:34.143
2 -	59.586	2.023	72.98	10:03:33.729
3 -	58.453	0.890	74.39	10:04:32.182
4 -	57.633 (3)	0.070	75.45	10:05:29.815
5 -	1:00.957	3.394	71.33	10:06:30.772
6 -	1:15.030	17.467	57.95	10:07:45.802
7 -	1:14.552	16.989	58.32	10:09:00.354
8 -	58.209	0.646	74.70	10:09:58.563
9 -	57.563 (1)		75.54	10:10:56.126
10 -	59.474	1.911	73.11	10:11:55.600
11 -	57.595 (2)	0.032	75.50	10:12:53.195
12 -	1:01.355	3.792	70.87	10:13:54.550

P7 56 Robert FARNDON				
LAP	LAP TIME	DIFF	MPH	TIME OF DAY
1 -	1:12.401	14.075	60.06	10:01:04.444
2 -	1:04.190	5.864	67.74	10:02:08.634
3 -	1:00.395	2.069	72.00	10:03:09.029
4 -	1:01.508	3.182	70.69	10:04:10.537
5 -	59.572 (3)	1.246	72.99	10:05:10.109
6 -	1:02.313	3.987	69.78	10:06:12.422
7 -	1:00.041	1.715	72.42	10:07:12.463
8 -	1:02.954	4.628	69.07	10:08:15.417
9 -	58.326 (1)		74.55	10:09:13.743
10 -	58.879 (2)	0.553	73.85	10:10:12.622
11 -	1:06.360	8.034	65.53	10:11:18.982
12 -	59.959	1.633	72.52	10:12:18.941

P8 51 Lewis TURNER				
LAP	LAP TIME	DIFF	MPH	TIME OF DAY
1 -	1:09.960	11.368	62.15	10:01:34.499
2 -	1:03.080	4.488	68.93	10:02:37.579
3 -	59.725	1.133	72.81	10:03:37.304
4 -	59.236	0.644	73.41	10:04:36.540
5 -	59.278	0.686	73.35	10:05:35.818
6 -	58.857 (3)	0.265	73.88	10:06:34.675
7 -	58.592 (1)		74.21	10:07:33.267
8 -	1:00.854	2.262	71.45	10:08:34.121
9 -	1:08.731	10.139	63.26	10:09:42.852
10 -	58.914	0.322	73.81	10:10:41.766

Brands Hatch Indy

Circuit Length = 1.2079 miles

Start: 09:59 Flag 10:14 End: 10:16

Weather / Track : Cloudy / Dry

Cannons Tin Tops

QUALIFYING - RACE 4 - LAP ANALYSIS

DIFF = Difference To Personal Best Lap

11 - 58.700 (2) 0.108 74.08 10:11:40.466

P9 1 Neal GARDINER				
LAP	LAP TIME	DIFF	MPH	TIME OF DAY
1 -	1:06.556	7.893	65.33	10:01:25.824
2 -	1:00.731	2.068	71.60	10:02:26.555
3 -	59.398	0.735	73.21	10:03:25.953
4 -	1:00.501	1.838	71.87	10:04:26.454
5 -	59.007 (3)	0.344	73.69	10:05:25.461
6 -	59.174	0.511	73.48	10:06:24.635
7 -	59.704	1.041	72.83	10:07:24.339
8 -	59.696	1.033	72.84	10:08:24.035
9 -	58.707 (2)	0.044	74.07	10:09:22.742
10 -	58.663 (1)		74.12	10:10:21.405
11 -	59.068	0.405	73.62	10:11:20.473
12 -	59.325	0.662	73.30	10:12:19.798
13 -	1:02.176	3.513	69.94	10:13:21.974
14 -	59.999	1.336	72.47	10:14:21.973

P10 5 Ryan STEEL				
LAP	LAP TIME	DIFF	MPH	TIME OF DAY
1 -	1:02.815	4.089	69.22	10:02:28.943
2 -	59.910	1.184	72.58	10:03:28.853
3 -	59.800 (3)	1.074	72.71	10:04:28.653
4 -	59.982	1.256	72.49	10:05:28.635
5 -	1:01.568	2.842	70.63	10:06:30.203
6 -	1:04.207	5.481	67.72	10:07:34.410
7 -	1:07.090	8.364	64.81	10:08:41.500
8 -	1:00.830	2.104	71.48	10:09:42.330
9 -	1:02.779	4.053	69.26	10:10:45.109
10 -	58.765 (2)	0.039	73.99	10:11:43.874
11 -	58.726 (1)		74.04	10:12:42.600
12 -	1:06.780	8.054	65.11	10:13:49.380

P11 77 Peter OSBORNE				
LAP	LAP TIME	DIFF	MPH	TIME OF DAY
1 -	1:09.181	10.155	62.85	10:00:58.216
2 -	59.154 (3)	0.128	73.51	10:01:57.370
3 -	59.026 (1)		73.67	10:02:56.396
4 -	59.264	0.238	73.37	10:03:55.660
5 -	59.066 (2)	0.040	73.62	10:04:54.726
6 -	1:02.207	3.181	69.90	10:05:56.933
7 -	1:04.114	5.088	67.82	10:07:01.047

P12 79 Michael DAY				
LAP	LAP TIME	DIFF	MPH	TIME OF DAY
1 -	1:08.479	9.127	63.50	10:01:09.191
2 -	1:01.463	2.111	70.75	10:02:10.654
3 -	59.892	0.540	72.60	10:03:10.546
4 -	1:00.695	1.343	71.64	10:04:11.241
5 -	59.628 (3)	0.276	72.92	10:05:10.869
6 -	1:21.716	22.364	53.21	10:06:32.585
7 -	59.990	0.638	72.48	10:07:32.575
8 -	1:01.695	2.343	70.48	10:08:34.270
9 -	59.951	0.599	72.53	10:09:34.221
10 -	59.352 (1)		73.26	10:10:33.573
11 -	59.795	0.443	72.72	10:11:33.368
12 -	59.470 (2)	0.118	73.12	10:12:32.838
13 -	1:02.086	2.734	70.04	10:13:34.924
14 -	1:02.951	3.599	69.07	10:14:37.875
15 -	1:03.018	3.666	69.00	10:15:40.893

DIFF = Difference To Personal Best Lap

P13 61 Cliff PELLIN				
LAP	LAP TIME	DIFF	MPH	TIME OF DAY
1 -	1:09.791	10.166	62.30	10:01:00.744
2 -	1:02.302	2.677	69.79	10:02:03.046
3 -	1:00.647	1.022	71.70	10:03:03.693
4 -	1:00.276	0.651	72.14	10:04:03.969
5 -	59.941 (3)	0.316	72.54	10:05:03.910
6 -	1:00.713	1.088	71.62	10:06:04.623
7 -	1:00.445	0.820	71.94	10:07:05.068
8 -	1:01.582	1.957	70.61	10:08:06.650
9 -	1:00.144	0.519	72.30	10:09:06.794
10 -	59.625 (1)		72.93	10:10:06.419
11 -	1:00.509	0.884	71.86	10:11:06.928
12 -	59.752 (2)	0.127	72.77	10:12:06.680
13 -	1:07.665	8.040	64.26	10:13:14.345
14 -	1:06.072	6.447	65.81	10:14:20.417
15 -	1:00.680	1.055	71.66	10:15:21.097

P14 41 Robert TAYLOR				
LAP	LAP TIME	DIFF	MPH	TIME OF DAY
1 -	1:10.414	10.679	61.75	10:01:13.688
2 -	1:00.626	0.891	71.72	10:02:14.314
3 -	1:01.005	1.270	71.28	10:03:15.319
4 -	2:52.880 P	1:53.145	25.15	10:06:08.199
5 -	1:05.733	5.998	66.15	10:07:13.932
6 -	1:00.833	1.098	71.48	10:08:14.765
7 -	1:00.592	0.857	71.76	10:09:15.357
8 -	59.735 (1)		72.79	10:10:15.092
9 -	1:00.269 (3)	0.534	72.15	10:11:15.361
10 -	59.756 (2)	0.021	72.77	10:12:15.117
11 -	1:00.855	1.120	71.45	10:13:15.972
12 -	1:01.366	1.631	70.86	10:14:17.338

P15 69 Barnaby DAVIES				
LAP	LAP TIME	DIFF	MPH	TIME OF DAY
1 -	1:10.594	10.519	61.60	10:01:15.070
2 -	1:04.231 (2)	4.156	67.70	10:02:19.301
3 -	1:00.075 (1)		72.38	10:03:19.376
4 -	2:51.197 P	1:51.122	25.40	10:06:10.573
5 -	1:15.228	15.153	57.80	10:07:25.801
6 -	5:54.602 P	4:54.527	12.26	10:13:20.403
7 -	1:12.190	12.115	60.23	10:14:32.593

P16 42 Gordon COOPER				
LAP	LAP TIME	DIFF	MPH	TIME OF DAY
1 -	1:12.880	12.747	59.66	10:01:30.827
2 -	1:04.737	4.604	67.17	10:02:35.564
3 -	1:01.293	1.160	70.94	10:03:36.857
4 -	1:02.166	2.033	69.95	10:04:39.023
5 -	1:00.133 (1)		72.31	10:05:39.156
6 -	1:00.241 (2)	0.108	72.18	10:06:39.397
7 -	1:00.540 (3)	0.407	71.83	10:07:39.937
8 -	1:00.831	0.698	71.48	10:08:40.768
9 -	1:01.087	0.954	71.18	10:09:41.855
10 -	2:16.712 P	1:16.579	31.80	10:11:58.567
11 -	1:09.085	8.952	62.94	10:13:07.652

Weather / Track : Cloudy / Dry

Brands Hatch Indy
Circuit Length = 1.2079 miles
Start: 09:59 Flag 10:14 End: 10:16

Cannons Tin Tops

QUALIFYING - RACE 4 - LAP ANALYSIS

DIFF = Difference To Personal Best Lap

P17 132 Adrian MATTHEWS				
LAP	LAP TIME	DIFF	MPH	TIME OF DAY
1 -	1:14.870	14.606	58.08	10:01:24.121
2 -	1:07.385	7.121	64.53	10:02:31.506
3 -	1:02.600	2.336	69.46	10:03:34.106
4 -	1:01.469	1.205	70.74	10:04:35.575
5 -	1:01.337	1.073	70.89	10:05:36.912
6 -	1:01.063 (2)	0.799	71.21	10:06:37.975
7 -	1:03.634	3.370	68.33	10:07:41.609
8 -	1:02.639	2.375	69.42	10:08:44.248
9 -	1:02.112	1.848	70.01	10:09:46.360
10 -	1:01.167 (3)	0.903	71.09	10:10:47.527
11 -	1:00.264 (1)		72.15	10:11:47.791

P18 95 Matt ELLIS				
LAP	LAP TIME	DIFF	MPH	TIME OF DAY
1 -	1:08.920	8.009	63.09	10:01:14.653
2 -	1:03.948	3.037	68.00	10:02:18.601
3 -	1:02.110	1.199	70.01	10:03:20.711
4 -	1:01.402	0.491	70.82	10:04:22.113
5 -	1:01.646	0.735	70.54	10:05:23.759
6 -	1:01.968	1.057	70.17	10:06:25.727
7 -	1:00.989 (3)	0.078	71.30	10:07:26.716
8 -	1:01.759	0.848	70.41	10:08:28.475
9 -	1:01.358	0.447	70.87	10:09:29.833
10 -	1:03.364	2.453	68.62	10:10:33.197
11 -	1:00.965 (2)	0.054	71.32	10:11:34.162
12 -	1:00.911 (1)		71.39	10:12:35.073
13 -	1:03.286	2.375	68.71	10:13:38.359
14 -	1:01.710	0.799	70.46	10:14:40.069

P19 183 David PACKHAM				
LAP	LAP TIME	DIFF	MPH	TIME OF DAY
1 -	1:10.247	9.254	61.90	10:01:18.052
2 -	1:03.216	2.223	68.78	10:02:21.268
3 -	1:02.610	1.617	69.45	10:03:23.878
4 -	1:02.884	1.891	69.15	10:04:26.762
5 -	1:00.993 (1)		71.29	10:05:27.755
6 -	1:01.307	0.314	70.93	10:06:29.062
7 -	1:01.059 (3)	0.066	71.21	10:07:30.121
8 -	1:01.041 (2)	0.048	71.24	10:08:31.162
9 -	1:22.079	21.086	52.98	10:09:53.241
10 -	1:01.833	0.840	70.32	10:10:55.074
11 -	1:01.279	0.286	70.96	10:11:56.353

P20 12 Chris BROWN				
LAP	LAP TIME	DIFF	MPH	TIME OF DAY
1 -	1:13.151	11.978	59.44	10:01:33.872
2 -	1:08.758	7.585	63.24	10:02:42.630
3 -	1:03.656	2.483	68.31	10:03:46.286
4 -	1:03.092	1.919	68.92	10:04:49.378
5 -	1:02.314	1.141	69.78	10:05:51.692
6 -	1:02.495	1.322	69.58	10:06:54.187
7 -	1:09.444	8.271	62.62	10:08:03.631
8 -	1:03.200	2.027	68.80	10:09:06.831
9 -	1:02.076 (3)	0.903	70.05	10:10:08.907
10 -	1:01.852 (2)	0.679	70.30	10:11:10.759
11 -	1:01.173 (1)		71.08	10:12:11.932
12 -	1:02.264	1.091	69.84	10:13:14.196
13 -	1:02.121	0.948	70.00	10:14:16.317
14 -	1:02.473	1.300	69.60	10:15:18.790

DIFF = Difference To Personal Best Lap

P21 75 Ben FORBES				
LAP	LAP TIME	DIFF	MPH	TIME OF DAY
1 -	1:09.200	7.338	62.84	10:01:11.158
2 -	1:01.862 (1)		70.29	10:02:13.020
3 -	1:02.134 (3)	0.272	69.98	10:03:15.154
4 -	1:02.027 (2)	0.165	70.10	10:04:17.181
5 -	1:02.736	0.874	69.31	10:05:19.917
6 -	1:04.300	2.438	67.62	10:06:24.217
7 -	1:03.700	1.838	68.26	10:07:27.917

P22 7 Ben WILSON				
LAP	LAP TIME	DIFF	MPH	TIME OF DAY
1 -	1:16.868	13.760	56.57	10:01:33.441
2 -	1:09.497	6.389	62.57	10:02:42.938
3 -	1:05.384	2.276	66.50	10:03:48.322
4 -	1:05.190	2.082	66.70	10:04:53.512
5 -	1:05.361	2.253	66.53	10:05:58.873
6 -	1:04.788	1.680	67.12	10:07:03.661
7 -	1:06.518	3.410	65.37	10:08:10.179
8 -	1:03.879 D	0.771	68.07	10:09:14.058
9 -	1:04.234 (3)	1.126	67.69	10:10:18.292
10 -	1:03.844 (2)	0.736	68.11	10:11:22.136
11 -	1:03.108 (1)		68.90	10:12:25.244
12 -	1:06.781	3.673	65.11	10:13:32.025
13 -	1:04.288	1.180	67.64	10:14:36.313
14 -	1:09.019	5.911	63.00	10:15:45.332

P23 78 Steve EVERSON				
LAP	LAP TIME	DIFF	MPH	TIME OF DAY
1 -	1:15.570		57.54	10:01:14.487
2 -	1:26.846 (1)		50.07	10:02:41.333


P24 31 Terry WALLER				
LAP	LAP TIME	DIFF	MPH	TIME OF DAY
1 -	1:13.764		58.95	10:01:25.998

Weather / Track : Cloudy / Dry

Brands Hatch Indy
Circuit Length = 1.2079 miles
Start: 09:59 Flag 10:14 End: 10:16

Cannons Tin Tops

RACE 4 - GRID (15 minutes)

ROW 12	23	1:26.846 78 Steve EVERSON	24	31 Terry WALLER
ROW 11	21	1:01.862 75 Ben FORBES	22	1:03.108 7 Ben WILSON
ROW 10	19	1:00.993 183 David PACKHAM	20	1:01.173 12 Chris BROWN
ROW 9	17	1:00.264 132 Adrian MATTHEWS	18	1:00.911 95 Matt ELLIS
ROW 8	15	1:00.075 69 Barnaby DAVIES	16	1:00.133 42 Gordon COOPER
ROW 7	13	59.625 61 Cliff PELLIN	14	59.735 41 Robert TAYLOR
ROW 6	11	59.026 77 Peter OSBORNE	12	59.352 79 Michael DAY
ROW 5	9	58.663 1 Neal GARDINER	10	58.726 5 Ryan STEEL
ROW 4	7	58.326 56 Robert FARNDON	8	58.592 51 Lewis TURNER
ROW 3	5	57.429 73 Terry SEARLES	6	57.563 11 Daniel ADAMS
ROW 2	3	55.589 55 Chris WHITEMAN	4	57.322 40 Reece JONES
ROW 1	1	54.809 199 Bob HOSIER	2	55.438 72 Tom BRIDGER
Pole				
				

Brands Hatch Indy
Circuit Length = 1.2079 miles

These results are provisional until the conclusion of any judicial and technical matters.

Clerk Of Course :

Timekeeper :

Cannons Tin Tops

RACE 4 - CLASSIFICATION

POS	NO	CL	PIC NAME	ENTRY	LAPS	TIME	GAP	DIFF	MPH	BEST	ON
1	72	T1	1 Tom BRIDGER	Rover 220 Turbo	17	15:54.557			77.44	55.229	11
2	69	T1	2 Barnaby DAVIES	Toyota Starlet	17	15:54.768	0.211	0.211	77.42	54.730	7
3	199	T1	3 Bob HOSIER	SEAT Leon	17	16:08.846	14.289	14.078	76.30	55.036	8
4	77	T1	4 Peter OSBORNE	Vauxhall Astra VXR	17	16:22.433	27.876	13.587	75.24	56.077	8
5	73	T2	1 Terry SEARLES	MG ZR190	17	16:30.261	35.704	7.828	74.65	57.213	9
6	11	TP	1 Daniel ADAMS	Proton Satria	17	16:30.937	36.380	0.676	74.60	57.203	9
7	56	T2	2 Robert FARNDON	VW Golf gti	17	16:39.803	45.246	8.866	73.94	57.208	9
8	1	T3	1 Neal GARDINER	Rover Metro	17	16:50.326	55.769	10.523	73.17	58.506	10
9	5	T3	2 Ryan STEEL	Citroen Saxo	17	16:50.676	56.119	0.350	73.14	57.864	10
10	51	T3	3 Lewis TURNER	Citroen Saxo	16	15:58.795	1 Lap	1 Lap	72.56	58.548	6
11	61	TP	2 Cliff PELLIN	Ford Fiesta st150	16	16:02.298	1 Lap	3.503	72.30	58.936	5
12	75	T3	4 Ben FORBES	Citroen Saxo	16	16:07.323	1 Lap	5.025	71.92	59.104	3
13	79	T3	5 Michael DAY	Citroen Saxo	16	16:14.131	1 Lap	6.808	71.42	59.330	11
14	132	TP	3 Adrian MATTHEWS	Ford Puma	16	16:27.965	1 Lap	13.834	70.42	1:00.207	10
15	183	T3	6 David PACKHAM	Suzuki Ignis Sport	16	16:29.900	1 Lap	1.935	70.28	59.940	13
16	78	T3	7 Steve EVERSON	Citroen Saxo	16	16:30.144	1 Lap	0.244	70.27	59.037	12
17	42	TP	4 Gordon COOPER	Renault Clio 197	16	16:32.485	1 Lap	2.341	70.10	59.631	11
18	12	T3	8 Chris BROWN	Ford Fiesta XR2	16	16:44.227	1 Lap	11.742	69.28	1:00.911	8
19	7	T3	9 Ben WILSON	Peugeot 205 gti	15	16:10.895	2 Laps	1 Lap	67.18	1:02.890	10

NOT CLASSIFIED

DNF	41	T3	Robert TAYLOR	Ford Fiesta XR2	14	14:09.684	3 Laps	1 Lap	71.65	59.493	8
DNF	95	T3	Matt ELLIS	Citroen Saxo VTR	11	11:14.975	6 Laps	3 Laps	70.86	59.965	6
DNF	55	T2	Chris WHITEMAN	Honda Civic Type R	6	6:09.754	11 Laps	5 Laps	70.56	56.485	2
DNF	40	T1	Reece JONES	Ford Focus RS	3	3:00.201	14 Laps	3 Laps	72.39	57.971	2
DNF	31	T3	Terry WALLER	Ford Fiesta	0						

FASTEST LAP

69	T1	Barnaby DAVIES	Toyota Starlet	7	54.730	79.45 mph	127.87 kph
55	T2	Chris WHITEMAN	Honda Civic Type R	2	56.485	76.98 mph	123.89 kph
11	TP	Daniel ADAMS	Proton Satria	9	57.203	76.02 mph	122.34 kph
5	T3	Ryan STEEL	Citroen Saxo	10	57.864	75.15 mph	120.94 kph

Weather / Track : Cloudy / Dry

These results are provisional until the conclusion of any judicial and technical matters.

Brands Hatch Indy

Circuit Length = 1.2079 miles

Start: 14:25 Flag 14:41 End: 14:42

Clerk Of Course :

Timekeeper :

Cannons Tin Tops

RACE 4 - LAP CHART

LAP 1 @ 14:26:34.155			LAP 2 @ 14:27:30.750			LAP 3 @ 14:28:27.410			LAP 4 @ 14:29:24.334			LAP 5 @ 14:30:20.364		
NO	BEHIND	LAP TIME	NO	BEHIND	LAP TIME	NO	BEHIND	LAP TIME	NO	BEHIND	LAP TIME	NO	BEHIND	LAP TIME
72		1:01.803	72		56.595	72		56.660	72		56.924	72		56.030
55	0.542	1:02.345	55	0.432	56.485	69	4.320	56.490	69	3.037	55.641	69	2.018	55.011
40	2.240	1:04.043	40	3.616	57.971	55	4.863	1:01.091	73	8.172	58.765	73	9.784	57.642
73	3.346	1:05.149	69	4.490	56.464	40	5.143	58.187	56	8.703	58.793	56	10.072	57.399
11	4.032	1:05.835	73	5.245	58.494	73	6.331	57.746	11	9.154	58.677	77	10.458	57.198
56	4.436	1:06.239	56	6.099	58.258	56	6.834	57.395	77	9.290	58.557	199	10.564	56.988
69	4.621	1:06.424	11	6.725	59.288	11	7.401	57.336	199	9.606	58.098	11	10.853	57.729
51	5.139	1:06.942	77	7.389	58.082	77	7.657	56.928	55	11.821	1:03.882	51	15.441	58.980
1	5.716	1:07.519	51	7.503	58.959	199	8.432	55.419	51	12.491	59.078	1	17.182	59.414
77	5.902	1:07.705	1	9.076	59.955	51	10.337	59.494	1	13.798	59.130	5	18.599	1:00.114
5	7.319	1:09.122	199	9.673	56.582	1	11.592	59.176	5	14.515	59.084	55	19.131	1:03.340
61	7.816	1:09.619	5	10.042	59.318	5	12.355	58.973	61	16.271	59.096	61	19.177	58.936
41	8.761	1:10.564	61	11.419	1:00.198	61	14.099	59.340	41	18.853	1:00.076	75	22.786	59.711
79	9.299	1:11.102	41	12.132	59.966	41	15.701	1:00.229	75	19.105	59.802	79	23.790	59.799
95	9.572	1:11.375	79	12.599	59.895	79	15.964	1:00.025	79	20.021	1:00.981	41	23.885	1:01.062
199	9.686	1:11.489	75	13.783	1:00.162	75	16.227	59.104	95	21.073	1:00.158	95	25.182	1:00.139
132	9.909	1:11.712	95	13.935	1:00.958	95	17.839	1:00.564	132	23.233	1:00.634	132	27.631	1:00.428
75	10.216	1:12.019	132	15.531	1:02.217	132	19.523	1:00.652	183	26.167	1:01.535	183	31.039	1:00.902
183	12.019	1:13.822	183	17.190	1:01.766	183	21.556	1:01.026	12	30.418	1:01.988	12	35.735	1:01.347
12	12.381	1:14.184	78	18.844	1:02.643	12	25.354	1:02.870	42	30.654	1:00.646	42	36.246	1:01.622
42	12.567	1:14.370	12	19.144	1:03.358	42	26.932	1:03.865	78	37.278	1:01.261	78	41.773	1:00.525
78	12.796	1:14.599	42	19.727	1:03.755	7	31.256	1:04.600	7	38.311	1:03.979	7	45.776	1:03.495
7	15.610	1:17.413	7	23.316	1:04.301	78	32.941	1:10.757						

Weather / Track : Cloudy / Dry

Cannons Tin Tops

RACE 4 - LAP CHART

LAP 6 @ 14:31:15.966			LAP 7 @ 14:32:11.362			LAP 8 @ 14:33:07.123			LAP 9 @ 14:34:03.183			LAP 10 @ 14:34:58.750		
NO	BEHIND	LAP TIME	NO	BEHIND	LAP TIME	NO	BEHIND	LAP TIME	NO	BEHIND	LAP TIME	NO	BEHIND	LAP TIME
72		55.602	72		55.396	72		55.761	72		56.060	72		55.567
69	1.312	54.896	69	0.646	54.730	69	0.184	55.299	69	0.129	56.005	69	0.101	55.539
77	12.255	57.399	199	13.668	56.226	7	1 Lap	1:04.332	78	1 Lap	1:00.374	78	1 Lap	1:00.103
199	12.838	57.876	77	14.445	57.586	199	12.943	55.036	199	12.342	55.459	12	1 Lap	1:05.834
73	13.222	59.040	73	15.537	57.711	77	14.761	56.077	7	1 Lap	1:03.470	199	12.269	55.494
56	13.638	59.168	56	15.766	57.524	56	17.261	57.256	77	15.931	57.230	77	18.170	57.806
11	14.072	58.821	11	16.453	57.777	73	17.777	58.001	56	18.409	57.208	56	20.337	57.495
51	18.387	58.548	51	21.675	58.684	11	18.327	57.635	73	18.930	57.213	73	20.919	57.556
1	20.308	58.728	1	23.661	58.749	51	24.555	58.641	11	19.470	57.203	11	21.399	57.496
5	22.372	59.375	5	25.465	58.489	1	26.671	58.771	51	27.113	58.618	7	1 Lap	1:05.542
61	23.177	59.602	61	27.208	59.427	5	28.018	58.314	1	29.361	58.750	51	30.201	58.655
55	26.140	1:02.611	75	30.807	59.790	61	31.159	59.712	5	30.828	58.870	1	32.300	58.506
75	26.413	59.229	41	32.937	59.996	75	34.744	59.698	61	34.526	59.427	5	33.125	57.864
41	28.337	1:00.054	79	33.383	1:00.247	41	36.669	59.493	75	38.304	59.620	61	38.308	59.349
79	28.532	1:00.344	95	34.394	1:00.245	79	37.504	59.882	41	40.204	59.595	75	41.954	59.217
95	29.545	59.965	132	37.888	1:00.210	95	38.657	1:00.024	79	41.070	59.626	41	44.519	59.882
132	33.074	1:01.045	183	43.337	1:02.290	132	42.496	1:00.369	95	43.240	1:00.643	79	45.026	59.523
183	36.443	1:01.006	42	47.011	1:00.367	183	48.900	1:01.324	132	50.416	1:03.980	95	48.185	1:00.512
42	42.040	1:01.396	12	49.454	1:01.956	42	51.320	1:00.070	183	53.815	1:00.975	132	55.056	1:00.207
12	42.894	1:02.761	78	51.796	1:00.706	12	54.604	1:00.911	42	55.246	59.986			
78	46.486	1:00.315												
7	53.610	1:03.436												

Weather / Track : Cloudy / Dry

Cannons Tin Tops

RACE 4 - LAP CHART

LAP 11 @ 14:35:53.979			LAP 12 @ 14:36:49.258			LAP 13 @ 14:37:44.755			LAP 14 @ 14:38:40.161			LAP 15 @ 14:39:35.607		
NO	BEHIND	LAP TIME	NO	BEHIND	LAP TIME	NO	BEHIND	LAP TIME	NO	BEHIND	LAP TIME	NO	BEHIND	LAP TIME
72		55.229	72		55.279	72		55.497	72		55.406	72		55.446
69	0.201	55.329	69	0.131	55.209	69	0.074	55.440	69	0.174	55.506	69	0.161	55.433
183	1 Lap	1:01.536	132	1 Lap	1:00.979	132	1 Lap	1:01.389	41	1 Lap	59.925	75	1 Lap	59.896
42	1 Lap	1:01.184	183	1 Lap	1:00.113	199	12.860	55.618	79	1 Lap	1:00.144	41	1 Lap	59.672
78	1 Lap	59.872	42	1 Lap	59.631	183	1 Lap	1:01.484	199	13.018	55.564	79	1 Lap	59.528
199	12.710	55.670	199	12.739	55.308	42	1 Lap	1:01.602	132	1 Lap	1:01.177	199	13.604	56.032
12	1 Lap	1:01.519	78	1 Lap	59.882	78	1 Lap	59.037	183	1 Lap	59.940	132	1 Lap	1:00.375
77	19.595	56.654	77	21.209	56.893	77	22.423	56.711	42	1 Lap	1:00.133	183	1 Lap	1:00.372
56	22.735	57.627	12	1 Lap	1:01.666	73	26.899	57.320	78	1 Lap	59.090	77	25.180	57.028
73	23.008	57.318	56	24.703	57.247	56	27.120	57.914	77	23.598	56.581	78	1 Lap	59.601
11	23.529	57.359	73	25.076	57.347	12	1 Lap	1:01.280	73	29.344	57.851	42	1 Lap	1:01.478
7	1 Lap	1:02.890	11	25.587	57.337	11	27.569	57.479	56	29.824	58.110	73	31.242	57.344
51	34.171	59.199	51	38.838	59.946	1	42.852	59.239	11	30.171	58.008	56	31.599	57.221
1	35.674	58.603	1	39.110	58.715	5	43.422	59.427	12	1 Lap	1:01.375	11	32.000	57.275
5	36.374	58.478	5	39.492	58.397	51	44.732	1:01.391	1	46.073	58.627	12	1 Lap	1:01.046
61	42.465	59.386	7	1 Lap	1:03.270	7	1 Lap	1:03.093	5	46.570	58.554	1	49.301	58.674
75	46.450	59.725	61	46.607	59.421	61	50.573	59.463	51	50.687	1:01.361	5	49.759	58.635
41	48.870	59.580	75	50.812	59.641	75	55.122	59.807	61	54.508	59.341	51	55.382	1:00.141
79	49.127	59.330	41	53.181	59.590				7	1 Lap	1:03.194			
95	53.348	1:00.392	79	53.435	59.587									

Weather / Track : Cloudy / Dry

Results can be found at www.tsl-timing.com

Page 3 of 4

Brands Hatch Indy
 Circuit Length = 1.2079 miles
 Start: 14:25 Flag 14:41 End: 14:42

Printed - 14:44 Monday, 25 May 2015

Cannons Tin Tops

RACE 4 - LAP CHART

LAP 16 @ 14:40:31.293			LAP 17 @ 14:41:26.909		
NO	BEHIND	LAP TIME	NO	BEHIND	LAP TIME
72		55.686	72		55.616
69	0.251	55.776	69	0.211	55.576
61	1 Lap	1:00.452	51	1 Lap	1:00.158
7	2 Laps	1:03.224	61	1 Lap	59.529
75	1 Lap	59.276	75	1 Lap	1:00.626
199	13.987	56.069	199	14.289	55.918
79	1 Lap	1:04.265	7	2 Laps	1:04.656
77	26.800	57.306	79	1 Lap	59.853
132	1 Lap	1:01.115	77	27.876	56.692
183	1 Lap	1:01.235	132	1 Lap	1:01.476
78	1 Lap	1:00.898	183	1 Lap	1:00.574
42	1 Lap	1:00.460	78	1 Lap	1:00.481
73	33.061	57.505	73	35.704	58.259
56	33.645	57.732	11	36.380	57.884
11	34.112	57.798	42	1 Lap	1:01.920
12	1 Lap	1:01.086	56	45.246	1:07.217
1	52.235	58.620	12	1 Lap	1:01.046
5	52.621	58.548	1	55.769	59.150
			5	56.119	59.114

Weather / Track : Cloudy / Dry

Results can be found at www.tsl-timing.com

Page 4 of 4

Brands Hatch Indy
Circuit Length = 1.2079 miles
Start: 14:25 Flag 14:41 End: 14:42

Printed - 14:44 Monday, 25 May 2015

Cannons Tin Tops

RACE 4 - LAP ANALYSIS

DIFF = Difference To Personal Best Lap

P1 72 Tom BRIDGER				
LAP	LAP TIME	DIFF	MPH	TIME OF DAY
1 -	1:01.803	6.574	70.36	14:26:34.155
2 -	56.595	1.366	76.83	14:27:30.750
3 -	56.660	1.431	76.74	14:28:27.410
4 -	56.924	1.695	76.39	14:29:24.334
5 -	56.030	0.801	77.61	14:30:20.364
6 -	55.602	0.373	78.20	14:31:15.966
7 -	55.396 (3)	0.167	78.50	14:32:11.362
8 -	55.761	0.532	77.98	14:33:07.123
9 -	56.060	0.831	77.57	14:34:03.183
10 -	55.567	0.338	78.25	14:34:58.750
11 -	55.229 (1)		78.73	14:35:53.979
12 -	55.279 (2)	0.050	78.66	14:36:49.258
13 -	55.497	0.268	78.35	14:37:44.755
14 -	55.406	0.177	78.48	14:38:40.161
15 -	55.446	0.217	78.42	14:39:35.607
16 -	55.686	0.457	78.09	14:40:31.293
17 -	55.616	0.387	78.18	14:41:26.909

P2 69 Barnaby DAVIES				
LAP	LAP TIME	DIFF	MPH	TIME OF DAY
1 -	1:06.424	11.694	65.46	14:26:38.776
2 -	56.464	1.734	77.01	14:27:35.240
3 -	56.490	1.760	76.98	14:28:31.730
4 -	55.641	0.911	78.15	14:29:27.371
5 -	55.011 (3)	0.281	79.04	14:30:22.382
6 -	54.896 (2)	0.166	79.21	14:31:17.278
7 -	54.730 (1)		79.45	14:32:12.008
8 -	55.299	0.569	78.63	14:33:07.307
9 -	56.005	1.275	77.64	14:34:03.312
10 -	55.539	0.809	78.29	14:34:58.851
11 -	55.329	0.599	78.59	14:35:54.180
12 -	55.209	0.479	78.76	14:36:49.389
13 -	55.440	0.710	78.43	14:37:44.829
14 -	55.506	0.776	78.34	14:38:40.335
15 -	55.433	0.703	78.44	14:39:35.768
16 -	55.776	1.046	77.96	14:40:31.544
17 -	55.576	0.846	78.24	14:41:27.120

P3 199 Bob HOSIER				
LAP	LAP TIME	DIFF	MPH	TIME OF DAY
1 -	1:11.489	16.453	60.82	14:26:43.841
2 -	56.582	1.546	76.85	14:27:40.423
3 -	55.419 (3)	0.383	78.46	14:28:35.842
4 -	58.098	3.062	74.84	14:29:33.940
5 -	56.988	1.952	76.30	14:30:30.928
6 -	57.876	2.840	75.13	14:31:28.804
7 -	56.226	1.190	77.34	14:32:25.030
8 -	55.036 (1)		79.01	14:33:20.066
9 -	55.459	0.423	78.41	14:34:15.525
10 -	55.494	0.458	78.36	14:35:11.019
11 -	55.670	0.634	78.11	14:36:06.689
12 -	55.308 (2)	0.272	78.62	14:37:01.997
13 -	55.618	0.582	78.18	14:37:57.615
14 -	55.564	0.528	78.26	14:38:53.179
15 -	56.032	0.996	77.60	14:39:49.211
16 -	56.069	1.033	77.55	14:40:45.280
17 -	55.918	0.882	77.76	14:41:41.198

DIFF = Difference To Personal Best Lap

P4 77 Peter OSBORNE				
LAP	LAP TIME	DIFF	MPH	TIME OF DAY
1 -	1:07.705	11.628	64.22	14:26:40.057
2 -	58.082	2.005	74.87	14:27:38.139
3 -	56.928	0.851	76.38	14:28:35.067
4 -	58.557	2.480	74.26	14:29:33.624
5 -	57.198	1.121	76.02	14:30:30.822
6 -	57.399	1.322	75.76	14:31:28.221
7 -	57.586	1.509	75.51	14:32:25.807
8 -	56.077 (1)		77.54	14:33:21.884
9 -	57.230	1.153	75.98	14:34:19.114
10 -	57.806	1.729	75.22	14:35:16.920
11 -	56.654 (3)	0.577	76.75	14:36:13.574
12 -	56.893	0.816	76.43	14:37:10.467
13 -	56.711	0.634	76.68	14:38:07.178
14 -	56.581 (2)	0.504	76.85	14:39:03.759
15 -	57.028	0.951	76.25	14:40:00.787
16 -	57.306	1.229	75.88	14:40:58.093
17 -	56.692	0.615	76.70	14:41:54.785

P5 73 Terry SEARLES				
LAP	LAP TIME	DIFF	MPH	TIME OF DAY
1 -	1:05.149	7.936	66.74	14:26:37.501
2 -	58.494	1.281	74.34	14:27:35.995
3 -	57.746	0.533	75.30	14:28:33.741
4 -	58.765	1.552	73.99	14:29:32.506
5 -	57.642	0.429	75.44	14:30:30.148
6 -	59.040	1.827	73.65	14:31:29.188
7 -	57.711	0.498	75.35	14:32:26.899
8 -	58.001	0.788	74.97	14:33:24.900
9 -	57.213 (1)		76.00	14:34:22.113
10 -	57.556	0.343	75.55	14:35:19.669
11 -	57.318 (2)	0.105	75.86	14:36:16.987
12 -	57.347	0.134	75.82	14:37:14.334
13 -	57.320 (3)	0.107	75.86	14:38:11.654
14 -	57.851	0.638	75.16	14:39:09.505
15 -	57.344	0.131	75.83	14:40:06.849
16 -	57.505	0.292	75.62	14:41:04.354
17 -	58.259	1.046	74.64	14:42:02.613

P6 11 Daniel ADAMS				
LAP	LAP TIME	DIFF	MPH	TIME OF DAY
1 -	1:05.835	8.632	66.05	14:26:38.187
2 -	59.288	2.085	73.34	14:27:37.475
3 -	57.336 (3)	0.133	75.84	14:28:34.811
4 -	58.677	1.474	74.11	14:29:33.488
5 -	57.729	0.526	75.32	14:30:31.217
6 -	58.821	1.618	73.92	14:31:30.038
7 -	57.777	0.574	75.26	14:32:27.815
8 -	57.635	0.432	75.45	14:33:25.450
9 -	57.203 (1)		76.02	14:34:22.653
10 -	57.496	0.293	75.63	14:35:20.149
11 -	57.359	0.156	75.81	14:36:17.508
12 -	57.337	0.134	75.84	14:37:14.845
13 -	57.479	0.276	75.65	14:38:12.324
14 -	58.008	0.805	74.96	14:39:10.332
15 -	57.275 (2)	0.072	75.92	14:40:07.607
16 -	57.798	0.595	75.23	14:41:05.405
17 -	57.884	0.681	75.12	14:42:03.289

Weather / Track : Cloudy / Dry

Brands Hatch Indy
Circuit Length = 1.2079 miles
Start: 14:25 Flag 14:41 End: 14:42

Cannons Tin Tops

RACE 4 - LAP ANALYSIS

DIFF = Difference To Personal Best Lap

P7 56 Robert FARNDON				
LAP	LAP TIME	DIFF	MPH	TIME OF DAY
1 -	1:06.239	9.031	65.64	14:26:38.591
2 -	58.258	1.050	74.64	14:27:36.849
3 -	57.395	0.187	75.76	14:28:34.244
4 -	58.793	1.585	73.96	14:29:33.037
5 -	57.399	0.191	75.76	14:30:30.436
6 -	59.168	1.960	73.49	14:31:29.604
7 -	57.524	0.316	75.59	14:32:27.128
8 -	57.256	0.048	75.95	14:33:24.384
9 -	57.208 (1)		76.01	14:34:21.592
10 -	57.495	0.287	75.63	14:35:19.087
11 -	57.627	0.419	75.46	14:36:16.714
12 -	57.247 (3)	0.039	75.96	14:37:13.961
13 -	57.914	0.706	75.08	14:38:11.875
14 -	58.110	0.902	74.83	14:39:09.985
15 -	57.221 (2)	0.013	75.99	14:40:07.206
16 -	57.732	0.524	75.32	14:41:04.938
17 -	1:07.217	10.009	64.69	14:42:12.155

P8 1 Neal GARDINER				
LAP	LAP TIME	DIFF	MPH	TIME OF DAY
1 -	1:07.519	9.013	64.40	14:26:39.871
2 -	59.955	1.449	72.53	14:27:39.826
3 -	59.176	0.670	73.48	14:28:39.002
4 -	59.130	0.624	73.54	14:29:38.132
5 -	59.414	0.908	73.19	14:30:37.546
6 -	58.728	0.222	74.04	14:31:36.274
7 -	58.749	0.243	74.02	14:32:35.023
8 -	58.771	0.265	73.99	14:33:33.794
9 -	58.750	0.244	74.01	14:34:32.544
10 -	58.506 (1)		74.32	14:35:31.050
11 -	58.603 (2)	0.097	74.20	14:36:29.653
12 -	58.715	0.209	74.06	14:37:28.368
13 -	59.239	0.733	73.40	14:38:27.607
14 -	58.627	0.121	74.17	14:39:26.234
15 -	58.674	0.168	74.11	14:40:24.908
16 -	58.620 (3)	0.114	74.18	14:41:23.528
17 -	59.150	0.644	73.51	14:42:22.678

P9 5 Ryan STEEL				
LAP	LAP TIME	DIFF	MPH	TIME OF DAY
1 -	1:09.122	11.258	62.91	14:26:41.474
2 -	59.318	1.454	73.31	14:27:40.792
3 -	58.973	1.109	73.73	14:28:39.765
4 -	59.084	1.220	73.60	14:29:38.849
5 -	1:00.114	2.250	72.33	14:30:38.963
6 -	59.375	1.511	73.23	14:31:38.338
7 -	58.489	0.625	74.34	14:32:36.827
8 -	58.314 (2)	0.450	74.57	14:33:35.141
9 -	58.870	1.006	73.86	14:34:34.011
10 -	57.864 (1)		75.15	14:35:31.875
11 -	58.478	0.614	74.36	14:36:30.353
12 -	58.397 (3)	0.533	74.46	14:37:28.750
13 -	59.427	1.563	73.17	14:38:28.177
14 -	58.554	0.690	74.26	14:39:26.731
15 -	58.635	0.771	74.16	14:40:25.366
16 -	58.548	0.684	74.27	14:41:23.914
17 -	59.114	1.250	73.56	14:42:23.028

DIFF = Difference To Personal Best Lap

P10 51 Lewis TURNER				
LAP	LAP TIME	DIFF	MPH	TIME OF DAY
1 -	1:06.942	8.394	64.96	14:26:39.294
2 -	58.959	0.411	73.75	14:27:38.253
3 -	59.494	0.946	73.09	14:28:37.747
4 -	59.078	0.530	73.60	14:29:36.825
5 -	58.980	0.432	73.73	14:30:35.805
6 -	58.548 (1)		74.27	14:31:34.353
7 -	58.684	0.136	74.10	14:32:33.037
8 -	58.641 (3)	0.093	74.15	14:33:31.678
9 -	58.618 (2)	0.070	74.18	14:34:30.296
10 -	58.655	0.107	74.13	14:35:28.951
11 -	59.199	0.651	73.45	14:36:28.150
12 -	59.946	1.398	72.54	14:37:28.096
13 -	1:01.391	2.843	70.83	14:38:29.487
14 -	1:01.361	2.813	70.86	14:39:30.848
15 -	1:00.141	1.593	72.30	14:40:30.989
16 -	1:00.158	1.610	72.28	14:41:31.147

P11 61 Cliff PELLIN				
LAP	LAP TIME	DIFF	MPH	TIME OF DAY
1 -	1:09.619	10.683	62.46	14:26:41.971
2 -	1:00.198	1.262	72.23	14:27:42.169
3 -	59.340 (3)	0.404	73.28	14:28:41.509
4 -	59.096 (2)	0.160	73.58	14:29:40.605
5 -	58.936 (1)		73.78	14:30:39.541
6 -	59.602	0.666	72.96	14:31:39.143
7 -	59.427	0.491	73.17	14:32:38.570
8 -	59.712	0.776	72.82	14:33:38.282
9 -	59.427	0.491	73.17	14:34:37.709
10 -	59.349	0.413	73.27	14:35:37.058
11 -	59.386	0.450	73.22	14:36:36.444
12 -	59.421	0.485	73.18	14:37:35.865
13 -	59.463	0.527	73.13	14:38:35.328
14 -	59.341	0.405	73.28	14:39:34.669
15 -	1:00.452	1.516	71.93	14:40:35.121
16 -	59.529	0.593	73.05	14:41:34.650

P12 75 Ben FORBES				
LAP	LAP TIME	DIFF	MPH	TIME OF DAY
1 -	1:12.019	12.915	60.38	14:26:44.371
2 -	1:00.162	1.058	72.28	14:27:44.533
3 -	59.104 (1)		73.57	14:28:43.637
4 -	59.802	0.698	72.71	14:29:43.439
5 -	59.711	0.607	72.82	14:30:43.150
6 -	59.229 (3)	0.125	73.42	14:31:42.379
7 -	59.790	0.686	72.73	14:32:42.169
8 -	59.698	0.594	72.84	14:33:41.867
9 -	59.620	0.516	72.93	14:34:41.487
10 -	59.217 (2)	0.113	73.43	14:35:40.704
11 -	59.725	0.621	72.81	14:36:40.429
12 -	59.641	0.537	72.91	14:37:40.070
13 -	59.807	0.703	72.71	14:38:39.877
14 -	59.896	0.792	72.60	14:39:39.773
15 -	59.276	0.172	73.36	14:40:39.049
16 -	1:00.626	1.522	71.72	14:41:39.675

P13 79 Michael DAY				
LAP	LAP TIME	DIFF	MPH	TIME OF DAY
1 -	1:11.102	11.772	61.15	14:26:43.454
2 -	59.895	0.565	72.60	14:27:43.349

Weather / Track : Cloudy / Dry

Brands Hatch Indy
Circuit Length = 1.2079 miles
Start: 14:25 Flag 14:41 End: 14:42

Cannons Tin Tops

RACE 4 - LAP ANALYSIS

DIFF = Difference To Personal Best Lap

3 -	1:00.025	0.695	72.44	14:28:43.374
4 -	1:00.981	1.651	71.31	14:29:44.355
5 -	59.799	0.469	72.72	14:30:44.154
6 -	1:00.344	1.014	72.06	14:31:44.498
7 -	1:00.247	0.917	72.17	14:32:44.745
8 -	59.882	0.552	72.61	14:33:44.627
9 -	59.626	0.296	72.93	14:34:44.253
10 -	59.523 (2)	0.193	73.05	14:35:43.776
11 -	59.330 (1)		73.29	14:36:43.106
12 -	59.587	0.257	72.97	14:37:42.693
13 -	1:00.144	0.814	72.30	14:38:42.837
14 -	59.528 (3)	0.198	73.05	14:39:42.365
15 -	1:04.265	4.935	67.66	14:40:46.630
16 -	59.853	0.523	72.65	14:41:46.483

P14 132 Adrian MATTHEWS

LAP	LAP TIME	DIFF	MPH	TIME OF DAY
1 -	1:11.712	11.505	60.63	14:26:44.064
2 -	1:02.217	2.010	69.89	14:27:46.281
3 -	1:00.652	0.445	71.69	14:28:46.933
4 -	1:00.634	0.427	71.71	14:29:47.567
5 -	1:00.428	0.221	71.96	14:30:47.995
6 -	1:01.045	0.838	71.23	14:31:49.040
7 -	1:00.210 (2)	0.003	72.22	14:32:49.250
8 -	1:00.369 (3)	0.162	72.03	14:33:49.619
9 -	1:03.980	3.773	67.96	14:34:53.599
10 -	1:00.207 (1)		72.22	14:35:53.806
11 -	1:00.979	0.772	71.31	14:36:54.785
12 -	1:01.389	1.182	70.83	14:37:56.174
13 -	1:01.177	0.970	71.08	14:38:57.351
14 -	1:00.375	0.168	72.02	14:39:57.726
15 -	1:01.115	0.908	71.15	14:40:58.841
16 -	1:01.476	1.269	70.73	14:42:00.317

P15 183 David PACKHAM

LAP	LAP TIME	DIFF	MPH	TIME OF DAY
1 -	1:13.822	13.882	58.90	14:26:46.174
2 -	1:01.766	1.826	70.40	14:27:47.940
3 -	1:01.026	1.086	71.25	14:28:48.966
4 -	1:01.535	1.595	70.66	14:29:50.501
5 -	1:00.902	0.962	71.40	14:30:51.403
6 -	1:01.006	1.066	71.28	14:31:52.409
7 -	1:02.290	2.350	69.81	14:32:54.699
8 -	1:01.324	1.384	70.91	14:33:56.023
9 -	1:00.975	1.035	71.31	14:34:56.998
10 -	1:01.536	1.596	70.66	14:35:58.534
11 -	1:00.113 (2)	0.173	72.34	14:36:58.647
12 -	1:01.484	1.544	70.72	14:38:00.131
13 -	59.940 (1)		72.54	14:39:00.071
14 -	1:00.372 (3)	0.432	72.03	14:40:00.443
15 -	1:01.235	1.295	71.01	14:41:01.678
16 -	1:00.574	0.634	71.78	14:42:02.252

P16 78 Steve EVERSON

LAP	LAP TIME	DIFF	MPH	TIME OF DAY
1 -	1:14.599	15.562	58.29	14:26:46.951
2 -	1:02.643	3.606	69.41	14:27:49.594
3 -	1:10.757	11.720	61.45	14:29:00.351
4 -	1:01.261	2.224	70.98	14:30:01.612
5 -	1:00.525	1.488	71.84	14:31:02.137
6 -	1:00.315	1.278	72.09	14:32:02.452
7 -	1:00.706	1.669	71.63	14:33:03.158

DIFF = Difference To Personal Best Lap

8 -	1:00.374	1.337	72.02	14:34:03.532
9 -	1:00.103	1.066	72.35	14:35:03.635
10 -	59.872	0.835	72.63	14:36:03.507
11 -	59.882	0.845	72.61	14:37:03.389
12 -	59.037 (1)		73.65	14:38:02.426
13 -	59.090 (2)	0.053	73.59	14:39:01.516
14 -	59.601 (3)	0.564	72.96	14:40:01.117
15 -	1:00.898	1.861	71.40	14:41:02.015
16 -	1:00.481	1.444	71.90	14:42:02.496

P17 42 Gordon COOPER

LAP	LAP TIME	DIFF	MPH	TIME OF DAY
1 -	1:14.370	14.739	58.47	14:26:46.722
2 -	1:03.755	4.124	68.20	14:27:50.477
3 -	1:03.865	4.234	68.09	14:28:54.342
4 -	1:00.646	1.015	71.70	14:29:54.988
5 -	1:01.622	1.991	70.56	14:30:56.610
6 -	1:01.396	1.765	70.82	14:31:58.006
7 -	1:00.367	0.736	72.03	14:32:58.373
8 -	1:00.070 (3)	0.439	72.39	14:33:58.443
9 -	59.986 (2)	0.355	72.49	14:34:58.429
10 -	1:01.184	1.553	71.07	14:35:59.613
11 -	59.631 (1)		72.92	14:36:59.244
12 -	1:01.602	1.971	70.59	14:38:00.846
13 -	1:00.133	0.502	72.31	14:39:00.979
14 -	1:01.478	1.847	70.73	14:40:02.457
15 -	1:00.460	0.829	71.92	14:41:02.917
16 -	1:01.920	2.289	70.22	14:42:04.837

P18 12 Chris BROWN

LAP	LAP TIME	DIFF	MPH	TIME OF DAY
1 -	1:14.184	13.273	58.61	14:26:46.536
2 -	1:03.358	2.447	68.63	14:27:49.894
3 -	1:02.870	1.959	69.16	14:28:52.764
4 -	1:01.988	1.077	70.15	14:29:54.752
5 -	1:01.347	0.436	70.88	14:30:56.099
6 -	1:02.761	1.850	69.28	14:31:58.860
7 -	1:01.956	1.045	70.18	14:33:00.816
8 -	1:00.911 (1)		71.39	14:34:01.727
9 -	1:05.834	4.923	66.05	14:35:07.561
10 -	1:01.519	0.608	70.68	14:36:09.080
11 -	1:01.666	0.755	70.51	14:37:10.746
12 -	1:01.280	0.369	70.96	14:38:12.026
13 -	1:01.375	0.464	70.85	14:39:13.401
14 -	1:01.046 (2)	0.135	71.23	14:40:14.447
15 -	1:01.086	0.175	71.18	14:41:15.533
16 -	1:01.046 (2)	0.135	71.23	14:42:16.579

P19 7 Ben WILSON

LAP	LAP TIME	DIFF	MPH	TIME OF DAY
1 -	1:17.413	14.523	56.17	14:26:49.765
2 -	1:04.301	1.411	67.62	14:27:54.066
3 -	1:04.600	1.710	67.31	14:28:58.666
4 -	1:03.979	1.089	67.96	14:30:02.645
5 -	1:03.495	0.605	68.48	14:31:06.140
6 -	1:03.436	0.546	68.55	14:32:09.576
7 -	1:04.332	1.442	67.59	14:33:13.908
8 -	1:03.470	0.580	68.51	14:34:17.378
9 -	1:05.542	2.652	66.34	14:35:22.920
10 -	1:02.890 (1)		69.14	14:36:25.810
11 -	1:03.270	0.380	68.73	14:37:29.080
12 -	1:03.093 (2)	0.203	68.92	14:38:32.173

Brands Hatch Indy

Circuit Length = 1.2079 miles

Start: 14:25 Flag 14:41 End: 14:42

Weather / Track : Cloudy / Dry

Cannons Tin Tops

RACE 4 - LAP ANALYSIS

DIFF = Difference To Personal Best Lap

13 -	1:03.194 (3)	0.304	68.81	14:39:35.367
14 -	1:03.224	0.334	68.78	14:40:38.591
15 -	1:04.656	1.766	67.25	14:41:43.247

P20 41 Robert TAYLOR				
LAP	LAP TIME	DIFF	MPH	TIME OF DAY
1 -	1:10.564	11.071	61.62	14:26:42.916
2 -	59.966	0.473	72.51	14:27:42.882
3 -	1:00.229	0.736	72.20	14:28:43.111
4 -	1:00.076	0.583	72.38	14:29:43.187
5 -	1:01.062	1.569	71.21	14:30:44.249
6 -	1:00.054	0.561	72.41	14:31:44.303
7 -	59.996	0.503	72.48	14:32:44.299
8 -	59.493 (1)		73.09	14:33:43.792
9 -	59.595	0.102	72.96	14:34:43.387
10 -	59.882	0.389	72.61	14:35:43.269
11 -	59.580 (2)	0.087	72.98	14:36:42.849
12 -	59.590 (3)	0.097	72.97	14:37:42.439
13 -	59.925	0.432	72.56	14:38:42.364
14 -	59.672	0.179	72.87	14:39:42.036

P21 95 Matt ELLIS				
LAP	LAP TIME	DIFF	MPH	TIME OF DAY
1 -	1:11.375	11.410	60.92	14:26:43.727
2 -	1:00.958	0.993	71.33	14:27:44.685
3 -	1:00.564	0.599	71.80	14:28:45.249
4 -	1:00.158	0.193	72.28	14:29:45.407
5 -	1:00.139 (3)	0.174	72.30	14:30:45.546
6 -	59.965 (1)		72.51	14:31:45.511
7 -	1:00.245	0.280	72.18	14:32:45.756
8 -	1:00.024 (2)	0.059	72.44	14:33:45.780
9 -	1:00.643	0.678	71.70	14:34:46.423
10 -	1:00.512	0.547	71.86	14:35:46.935
11 -	1:00.392	0.427	72.00	14:36:47.327

P22 55 Chris WHITEMAN				
LAP	LAP TIME	DIFF	MPH	TIME OF DAY
1 -	1:02.345 (3)	5.860	69.75	14:26:34.697
2 -	56.485 (1)		76.98	14:27:31.182
3 -	1:01.091 (2)	4.606	71.18	14:28:32.273
4 -	1:03.882	7.397	68.07	14:29:36.155
5 -	1:03.340	6.855	68.65	14:30:39.495
6 -	1:02.611	6.126	69.45	14:31:42.106

P23 40 Reece JONES				
LAP	LAP TIME	DIFF	MPH	TIME OF DAY
1 -	1:04.043 (3)	6.072	67.90	14:26:36.395
2 -	57.971 (1)		75.01	14:27:34.366
3 -	58.187 (2)	0.216	74.73	14:28:32.553

Weather / Track : Cloudy / Dry

Results can be found at www.tsl-timing.com

Page 4 of 4

Brands Hatch Indy
Circuit Length = 1.2079 miles
Start: 14:25 Flag 14:41 End: 14:42


Printed - 14:44 Monday, 25 May 2015

Cannons Tin Tops

RACE 9 - GRID (15 minutes)

ROW 12	23	40 Reece JONES	24	31 Terry WALLER
ROW 11	21	95 Matt ELLIS	22	55 Chris WHITEMAN
ROW 10	19	7 Ben WILSON	20	41 Robert TAYLOR
ROW 9	17	42 Gordon COOPER	18	12 Chris BROWN
ROW 8	15	183 David PACKHAM	16	78 Steve EVERSON
ROW 7	13	79 Michael DAY	14	132 Adrian MATTHEWS
ROW 6	11	61 Cliff PELLIN	12	75 Ben FORBES
ROW 5	9	5 Ryan STEEL	10	51 Lewis TURNER
ROW 4	7	56 Robert FARNDON	8	1 Neal GARDINER
ROW 3	5	73 Terry SEARLES	6	11 Daniel ADAMS
ROW 2	3	199 Bob HOSIER	4	77 Peter OSBORNE
ROW 1	1	72 Tom BRIDGER	2	69 Barnaby DAVIES

Pole



Brands Hatch Indy
Circuit Length = 1.2079 miles

These results are provisional until the conclusion of any judicial and technical matters.

Clerk Of Course :		Timekeeper :	
-------------------	--	--------------	--

Cannons Tin Tops

RACE 9 - CLASSIFICATION

POS	NO	CL	PIC NAME	ENTRY	LAPS	TIME	GAP	DIFF	MPH	BEST	ON
1	69	T1	1 Barnaby DAVIES	Toyota Starlet -	17	15:49.590			77.85	54.428	4
2	72	T1	2 Tom BRIDGER	Rover 220 Turbo -	17	16:00.685	11.095	11.095	76.95	54.768	4
3	77	T1	3 Peter OSBORNE	Vauxhall Astra VXR -	17	16:14.007	24.417	13.322	75.89	56.399	10
4	199	T1	4 Bob HOSIER	SEAT Leon -	17	16:19.325	29.735	5.318	75.48	55.225	4
5	73	T2	1 Terry SEARLES	MG ZR190 -	17	16:38.285	48.695	18.960	74.05	57.678	15
6	11	TP	1 Daniel ADAMS	Proton Satria -	17	16:38.797	49.207	0.512	74.01	56.967	9
7	5	T3	1 Ryan STEEL	Citroen Saxo -	16	15:48.755	1 Lap	1 Lap	73.33	57.774	10
8	56	T2	2 Robert FARNDON	VW Golf gti -	16	15:51.194	1 Lap	2.439	73.14	57.800	10
9	1	T3	2 Neal GARDINER	Rover Metro -	16	15:52.679	1 Lap	1.485	73.03	58.389	7
10	61	TP	2 Cliff PELLIN	Ford Fiesta st150 -	16	16:02.320	1 Lap	9.641	72.30	58.943	4
11	51	T3	3 Lewis TURNER	Citroen Saxo -	16	16:03.417	1 Lap	1.097	72.21	58.424	7
12	79	T3	4 Michael DAY	Citroen Saxo -	16	16:05.156	1 Lap	1.739	72.08	59.033	8
13	41	T3	5 Robert TAYLOR	Ford Fiesta XR2 -	16	16:14.277	1 Lap	9.121	71.41	59.321	7
14	75	T3	6 Ben FORBES	Citroen Saxo -	16	16:15.200	1 Lap	0.923	71.34	58.963	5
15	42	TP	3 Gordon COOPER	Renault Clio 197 -	16	16:16.575	1 Lap	1.375	71.24	59.685	9
16	183	T3	7 David PACKHAM	Suzuki Ignis Sport -	16	16:25.558	1 Lap	8.983	70.59	59.524	7
17	132	TP	4 Adrian MATTHEWS	Ford Puma -	16	16:25.948	1 Lap	0.390	70.56	59.861	3
18	12	T3	8 Chris BROWN	Ford Fiesta XR2 -	16	16:29.024	1 Lap	3.076	70.34	1:00.584	15
19	7	T3	9 Ben WILSON	Peugeot 205 gti -	15	16:23.058	2 Laps	1 Lap	66.35	1:03.522	13

NOT CLASSIFIED

DNF	78	T3	Steve EVERSON	Citroen Saxo -	9	9:06.206	8 Laps	6 Laps	71.65	59.165	8
DNF	31	T3	Terry WALLER	Ford Fiesta -	7	7:20.225	10 Laps	2 Laps	69.14	1:00.656	5

FASTEST LAP

69	T1	Barnaby DAVIES	Toyota Starlet -	4	54.428	79.89 mph	128.58 kph
11	TP	Daniel ADAMS	Proton Satria -	9	56.967	76.33 mph	122.85 kph
73	T2	Terry SEARLES	MG ZR190 -	15	57.678	75.39 mph	121.33 kph
5	T3	Ryan STEEL	Citroen Saxo -	10	57.774	75.26 mph	121.13 kph

Weather / Track : Cloudy / Dry

These results are provisional until the conclusion of any judicial and technical matters.

Brands Hatch Indy

Circuit Length = 1.2079 miles

Start: 17:14 Flag 17:30 End: 17:32

Clerk Of Course :	Timekeeper :
-------------------	--------------

Cannons Tin Tops

RACE 9 - LAP CHART

LAP 1 @ 17:15:53.665			LAP 2 @ 17:16:48.833			LAP 3 @ 17:17:43.632			LAP 4 @ 17:18:38.060			LAP 5 @ 17:19:33.072		
NO	BEHIND	LAP TIME	NO	BEHIND	LAP TIME	NO	BEHIND	LAP TIME	NO	BEHIND	LAP TIME	NO	BEHIND	LAP TIME
69		1:01.242	69		55.168	69		54.799	69		54.428	69		55.012
72	0.269	1:01.511	72	0.475	55.374	72	0.458	54.782	72	0.798	54.768	72	0.910	55.124
77	3.310	1:04.552	77	4.808	56.666	77	6.455	56.446	77	8.544	56.517	77	10.213	56.681
73	4.067	1:05.309	73	6.793	57.894	199	8.770	56.588	199	9.567	55.225	199	10.732	56.177
199	4.084	1:05.326	199	6.981	58.065	73	10.842	58.848	73	14.969	58.555	73	18.096	58.139
56	5.448	1:06.690	56	9.320	59.040	56	13.114	58.593	56	17.924	59.238	56	21.146	58.234
5	6.157	1:07.399	5	9.963	58.974	11	13.475	58.176	11	18.095	59.048	11	21.453	58.370
51	6.419	1:07.661	11	10.098	58.301	5	14.724	59.560	5	19.082	58.786	5	22.351	58.281
1	6.946	1:08.188	51	10.728	59.477	1	15.751	59.348	1	19.826	58.503	1	23.236	58.422
11	6.965	1:08.207	1	11.202	59.424	51	15.939	1:00.010	51	19.977	58.466	51	23.490	58.525
61	7.722	1:08.964	61	11.826	59.272	61	16.508	59.481	61	21.023	58.943	61	25.244	59.233
75	7.854	1:09.096	75	12.218	59.532	75	17.676	1:00.257	75	22.871	59.623	75	26.822	58.963
79	8.822	1:10.064	79	13.544	59.890	79	18.654	59.909	78	23.628	59.294	79	28.271	59.605
78	8.965	1:10.207	78	13.590	59.793	78	18.762	59.971	79	23.678	59.452	78	28.455	59.839
41	9.388	1:10.630	41	14.577	1:00.357	41	20.053	1:00.275	41	25.063	59.438	41	29.419	59.368
132	9.694	1:10.936	42	16.042	1:01.198	42	21.268	1:00.025	42	26.678	59.838	42	32.000	1:00.334
42	10.012	1:11.254	132	16.516	1:01.990	132	21.578	59.861	132	27.343	1:00.193	132	32.374	1:00.043
12	11.111	1:12.353	12	17.377	1:01.434	12	23.227	1:00.649	183	29.762	1:00.591	183	35.906	1:01.156
183	11.512	1:12.754	183	17.759	1:01.415	183	23.599	1:00.639	12	30.686	1:01.887	12	36.977	1:01.303
31	12.960	1:14.202	31	19.363	1:01.571	31	25.638	1:01.074	31	31.881	1:00.671	31	37.525	1:00.656
7	14.082	1:15.324	7	23.558	1:04.644	7	33.000	1:04.241	7	43.140	1:04.568	7	53.018	1:04.890

Weather / Track : Cloudy / Dry

Results can be found at www.tsl-timing.com

Page 1 of 4

Brands Hatch Indy
 Circuit Length = 1.2079 miles
 Start: 17:14 Flag 17:30 End: 17:32

Printed - 17:36 Monday, 25 May 2015

Cannons Tin Tops

RACE 9 - LAP CHART

LAP 6 @ 17:20:28.217			LAP 7 @ 17:21:23.180			LAP 8 @ 17:22:17.664			LAP 9 @ 17:23:12.188			LAP 10 @ 17:24:06.866		
NO	BEHIND	LAP TIME	NO	BEHIND	LAP TIME	NO	BEHIND	LAP TIME	NO	BEHIND	LAP TIME	NO	BEHIND	LAP TIME
69		55.145	69		54.963	69		54.484	69		54.524	69		54.678
72	0.943	55.178	72	1.133	55.153	72	2.281	55.632	12	1 Lap	1:01.538	183	1 Lap	1:00.178
77	11.747	56.679	7	1 Lap	1:05.004	77	16.151	57.294	72	3.397	55.640	72	4.571	55.852
199	12.666	57.079	77	13.341	56.557	199	16.737	57.624	77	18.099	56.472	12	1 Lap	1:01.226
73	21.233	58.282	199	13.597	55.894	7	1 Lap	1:06.014	199	18.588	56.375	77	19.820	56.399
56	24.585	58.584	73	24.159	57.889	73	27.412	57.737	7	1 Lap	1:03.988	199	20.169	56.259
11	24.976	58.668	56	28.499	58.877	11	32.622	58.447	73	31.122	58.234	73	35.175	58.731
5	25.756	58.550	11	28.659	58.646	5	33.656	58.947	11	35.065	56.967	11	37.830	57.443
1	26.651	58.560	5	29.193	58.400	56	33.760	59.745	5	37.163	58.031	7	1 Lap	1:04.314
51	26.862	58.517	1	30.077	58.389	1	34.380	58.787	1	38.615	58.759	5	40.259	57.774
61	29.193	59.094	51	30.323	58.424	51	34.663	58.824	56	39.016	59.780	56	42.138	57.800
75	30.835	59.158	61	33.616	59.386	61	38.334	59.202	51	39.927	59.788	1	42.877	58.940
79	32.448	59.322	75	35.388	59.516	75	40.534	59.630	61	42.937	59.127	51	44.847	59.598
78	32.733	59.423	79	36.737	59.252	79	41.286	59.033	75	46.298	1:00.288	61	47.407	59.148
41	33.906	59.632	78	36.958	59.188	78	41.639	59.165	78	46.441	59.326	79	51.653	59.639
42	36.719	59.864	41	38.264	59.321	41	43.286	59.506	79	46.692	59.930	75	52.590	1:00.970
132	37.506	1:00.277	42	41.462	59.706	42	46.916	59.938	41	48.301	59.539	41	53.607	59.984
183	40.950	1:00.189	132	42.571	1:00.028	132	48.318	1:00.231	42	52.077	59.685	42	57.658	1:00.259
12	42.739	1:00.907	183	45.511	59.524	183	51.734	1:00.707	132	53.923	1:00.129			
31	43.142	1:00.762	12	49.035	1:01.259									
			31	49.468	1:01.289									

Weather / Track : Cloudy / Dry

Results can be found at www.tsl-timing.com

Page 2 of 4

Brands Hatch Indy
 Circuit Length = 1.2079 miles
 Start: 17:14 Flag 17:30 End: 17:32

Printed - 17:36 Monday, 25 May 2015

Cannons Tin Tops

RACE 9 - LAP CHART

LAP 11 @ 17:25:05.107			LAP 12 @ 17:26:01.075			LAP 13 @ 17:26:57.591			LAP 14 @ 17:27:54.912			LAP 15 @ 17:28:51.068		
NO	BEHIND	LAP TIME	NO	BEHIND	LAP TIME	NO	BEHIND	LAP TIME	NO	BEHIND	LAP TIME	NO	BEHIND	LAP TIME
69		58.241	69		55.968	69		56.516	69		57.321	69		56.156
132	1 Lap	1:02.418	75	1 Lap	1:01.657	79	1 Lap	59.648	79	1 Lap	1:00.670	61	1 Lap	1:00.871
72	4.070	57.740	41	1 Lap	1:01.185	75	1 Lap	1:02.005	7	2 Laps	1:05.242	51	1 Lap	1:01.618
183	1 Lap	1:01.847	42	1 Lap	1:00.917	72	5.952	57.098	72	7.353	58.722	79	1 Lap	59.369
12	1 Lap	1:01.108	72	5.370	57.268	41	1 Lap	1:02.080	75	1 Lap	1:02.102	72	8.486	57.289
77	18.286	56.707	132	1 Lap	1:01.583	42	1 Lap	1:00.612	41	1 Lap	1:01.973	7	2 Laps	1:03.522
199	19.445	57.517	183	1 Lap	1:00.414	183	1 Lap	59.760	42	1 Lap	1:00.227	41	1 Lap	1:00.600
73	36.288	59.354	12	1 Lap	1:00.874	132	1 Lap	1:01.548	183	1 Lap	1:00.886	75	1 Lap	1:01.510
11	38.071	58.482	77	18.954	56.636	77	18.986	56.548	199	18.259	56.058	42	1 Lap	1:00.519
5	41.893	59.875	199	19.163	55.686	199	19.522	56.875	77	18.358	56.693	77	20.302	58.100
56	43.794	59.897	73	38.882	58.562	12	1 Lap	1:00.705	132	1 Lap	1:03.382	199	20.445	58.342
1	44.560	59.924	11	40.434	58.331	73	40.880	58.514	12	1 Lap	1:00.827	183	1 Lap	1:02.929
7	1 Lap	1:06.380	5	45.022	59.097	11	42.307	58.389	73	41.818	58.259	132	1 Lap	1:01.049
51	46.786	1:00.180	56	46.631	58.805	5	47.715	59.209	11	42.774	57.788	12	1 Lap	1:00.673
61	48.670	59.504	1	47.717	59.125	56	49.450	59.335	5	49.299	58.905	73	43.340	57.678
79	53.242	59.830	51	51.066	1:00.248	1	50.298	59.097	56	51.062	58.933	11	43.624	57.006
			61	52.097	59.395	61	55.896	1:00.315	1	51.981	59.004	5	51.155	58.012
			7	1 Lap	1:04.745	51	56.165	1:01.615				56	53.223	58.317
												1	54.413	58.588

Weather / Track : Cloudy / Dry

Results can be found at www.tsl-timing.com

Page 3 of 4

Brands Hatch Indy
 Circuit Length = 1.2079 miles
 Start: 17:14 Flag 17:30 End: 17:32

Printed - 17:36 Monday, 25 May 2015

Cannons Tin Tops

RACE 9 - LAP CHART

LAP 16 @ 17:29:46.415			LAP 17 @ 17:30:42.013		
NO	BEHIND	LAP TIME	NO	BEHIND	LAP TIME
69		55.347	69		55.598
61	1 Lap	59.400	56	1 Lap	59.326
51	1 Lap	59.717	1	1 Lap	59.621
72	9.906	56.767	72	11.095	56.787
79	1 Lap	1:00.135	61	1 Lap	1:00.985
41	1 Lap	1:00.171	51	1 Lap	1:00.749
75	1 Lap	1:00.006	79	1 Lap	59.408
42	1 Lap	1:00.769	77	24.417	58.487
77	21.528	56.573	41	1 Lap	1:00.218
199	21.658	56.560	75	1 Lap	1:00.887
7	2 Laps	1:06.300	42	1 Lap	1:01.430
183	1 Lap	1:01.651	199	29.735	1:03.675
132	1 Lap	1:01.376	7	2 Laps	1:03.882
12	1 Lap	1:00.584	183	1 Lap	1:00.918
73	46.381	58.388	132	1 Lap	1:00.904
11	46.756	58.479	12	1 Lap	1:01.697
5	54.763	58.955	73	48.695	57.912
			11	49.207	58.049

Weather / Track : Cloudy / Dry

Results can be found at www.tsl-timing.com

Page 4 of 4

Brands Hatch Indy
Circuit Length = 1.2079 miles
Start: 17:14 Flag 17:30 End: 17:32

Printed - 17:36 Monday, 25 May 2015

Cannons Tin Tops

RACE 9 - LAP ANALYSIS

DIFF = Difference To Personal Best Lap

P1 69 Barnaby DAVIES				
LAP	LAP TIME	DIFF	MPH	TIME OF DAY
1 -	1:01.242	6.814	71.00	17:15:53.665
2 -	55.168	0.740	78.82	17:16:48.833
3 -	54.799	0.371	79.35	17:17:43.632
4 -	54.428 (1)		79.89	17:18:38.060
5 -	55.012	0.584	79.04	17:19:33.072
6 -	55.145	0.717	78.85	17:20:28.217
7 -	54.963	0.535	79.11	17:21:23.180
8 -	54.484 (2)	0.056	79.81	17:22:17.664
9 -	54.524 (3)	0.096	79.75	17:23:12.188
10 -	54.678	0.250	79.53	17:24:06.866
11 -	58.241	3.813	74.66	17:25:05.107
12 -	55.968	1.540	77.69	17:26:01.075
13 -	56.516	2.088	76.94	17:26:57.591
14 -	57.321	2.893	75.86	17:27:54.912
15 -	56.156	1.728	77.43	17:28:51.068
16 -	55.347	0.919	78.56	17:29:46.415
17 -	55.598	1.170	78.21	17:30:42.013

P2 72 Tom BRIDGER				
LAP	LAP TIME	DIFF	MPH	TIME OF DAY
1 -	1:01.511	6.743	70.69	17:15:53.934
2 -	55.374	0.606	78.53	17:16:49.308
3 -	54.782 (2)	0.014	79.38	17:17:44.090
4 -	54.768 (1)		79.40	17:18:38.858
5 -	55.124 (3)	0.356	78.88	17:19:33.982
6 -	55.178	0.410	78.81	17:20:29.160
7 -	55.153	0.385	78.84	17:21:24.313
8 -	55.632	0.864	78.16	17:22:19.945
9 -	55.640	0.872	78.15	17:23:15.585
10 -	55.852	1.084	77.85	17:24:11.437
11 -	57.740	2.972	75.31	17:25:09.177
12 -	57.268	2.500	75.93	17:26:06.445
13 -	57.098	2.330	76.16	17:27:03.543
14 -	58.722	3.954	74.05	17:28:02.265
15 -	57.289	2.521	75.90	17:28:59.554
16 -	56.767	1.999	76.60	17:29:56.321
17 -	56.787	2.019	76.57	17:30:53.108

P3 77 Peter OSBORNE				
LAP	LAP TIME	DIFF	MPH	TIME OF DAY
1 -	1:04.552	8.153	67.36	17:15:56.975
2 -	56.666	0.267	76.74	17:16:53.641
3 -	56.446 (2)	0.047	77.04	17:17:50.087
4 -	56.517	0.118	76.94	17:18:46.604
5 -	56.681	0.282	76.72	17:19:43.285
6 -	56.679	0.280	76.72	17:20:39.964
7 -	56.557	0.158	76.88	17:21:36.521
8 -	57.294	0.895	75.89	17:22:33.815
9 -	56.472 (3)	0.073	77.00	17:23:30.287
10 -	56.399 (1)		77.10	17:24:26.686
11 -	56.707	0.308	76.68	17:25:23.393
12 -	56.636	0.237	76.78	17:26:20.029
13 -	56.548	0.149	76.90	17:27:16.577
14 -	56.693	0.294	76.70	17:28:13.270
15 -	58.100	1.701	74.84	17:29:11.370
16 -	56.573	0.174	76.86	17:30:07.943
17 -	58.487	2.088	74.35	17:31:06.430

DIFF = Difference To Personal Best Lap

P4 199 Bob HOSIER				
LAP	LAP TIME	DIFF	MPH	TIME OF DAY
1 -	1:05.326	10.101	66.56	17:15:57.749
2 -	58.065	2.840	74.89	17:16:55.814
3 -	56.588	1.363	76.84	17:17:52.402
4 -	55.225 (1)		78.74	17:18:47.627
5 -	56.177	0.952	77.40	17:19:43.804
6 -	57.079	1.854	76.18	17:20:40.883
7 -	55.894 (3)	0.669	77.80	17:21:36.777
8 -	57.624	2.399	75.46	17:22:34.401
9 -	56.375	1.150	77.13	17:23:30.776
10 -	56.259	1.034	77.29	17:24:27.035
11 -	57.517	2.292	75.60	17:25:24.552
12 -	55.686 (2)	0.461	78.09	17:26:20.238
13 -	56.875	1.650	76.45	17:27:17.113
14 -	56.058	0.833	77.57	17:28:13.171
15 -	58.342	3.117	74.53	17:29:11.513
16 -	56.560	1.335	76.88	17:30:08.073
17 -	1:03.675	8.450	68.29	17:31:11.748

P5 73 Terry SEARLES				
LAP	LAP TIME	DIFF	MPH	TIME OF DAY
1 -	1:05.309	7.631	66.58	17:15:57.732
2 -	57.894	0.216	75.11	17:16:55.626
3 -	58.848	1.170	73.89	17:17:54.474
4 -	58.555	0.877	74.26	17:18:53.029
5 -	58.139	0.461	74.79	17:19:51.168
6 -	58.282	0.604	74.61	17:20:49.450
7 -	57.889 (3)	0.211	75.11	17:21:47.339
8 -	57.737 (2)	0.059	75.31	17:22:45.076
9 -	58.234	0.556	74.67	17:23:43.310
10 -	58.731	1.053	74.04	17:24:42.041
11 -	59.354	1.676	73.26	17:25:41.395
12 -	58.562	0.884	74.25	17:26:39.957
13 -	58.514	0.836	74.31	17:27:38.471
14 -	58.259	0.581	74.64	17:28:36.730
15 -	57.678 (1)		75.39	17:29:34.408
16 -	58.388	0.710	74.47	17:30:32.796
17 -	57.912	0.234	75.08	17:31:30.708

P6 11 Daniel ADAMS				
LAP	LAP TIME	DIFF	MPH	TIME OF DAY
1 -	1:08.207	11.240	63.75	17:16:00.630
2 -	58.301	1.334	74.58	17:16:58.931
3 -	58.176	1.209	74.74	17:17:57.107
4 -	59.048	2.081	73.64	17:18:56.155
5 -	58.370	1.403	74.50	17:19:54.525
6 -	58.668	1.701	74.12	17:20:53.193
7 -	58.646	1.679	74.15	17:21:51.839
8 -	58.447	1.480	74.40	17:22:50.286
9 -	56.967 (1)		76.33	17:23:47.253
10 -	57.443 (3)	0.476	75.70	17:24:44.696
11 -	58.482	1.515	74.35	17:25:43.178
12 -	58.331	1.364	74.55	17:26:41.509
13 -	58.389	1.422	74.47	17:27:39.898
14 -	57.788	0.821	75.25	17:28:37.686
15 -	57.006 (2)	0.039	76.28	17:29:34.692
16 -	58.479	1.512	74.36	17:30:33.171
17 -	58.049	1.082	74.91	17:31:31.220

Weather / Track : Cloudy / Dry

Brands Hatch Indy
Circuit Length = 1.2079 miles
Start: 17:14 Flag 17:30 End: 17:32

Cannons Tin Tops

RACE 9 - LAP ANALYSIS

DIFF = Difference To Personal Best Lap

P7 5 Ryan STEEL				
LAP	LAP TIME	DIFF	MPH	TIME OF DAY
1 -	1:07.399	9.625	64.52	17:15:59.822
2 -	58.974	1.200	73.73	17:16:58.796
3 -	59.560	1.786	73.01	17:17:58.356
4 -	58.786	1.012	73.97	17:18:57.142
5 -	58.281	0.507	74.61	17:19:55.423
6 -	58.550	0.776	74.27	17:20:53.973
7 -	58.400	0.626	74.46	17:21:52.373
8 -	58.947	1.173	73.77	17:22:51.320
9 -	58.031 (3)	0.257	74.93	17:23:49.351
10 -	57.774 (1)		75.26	17:24:47.125
11 -	59.875	2.101	72.62	17:25:47.000
12 -	59.097	1.323	73.58	17:26:46.097
13 -	59.209	1.435	73.44	17:27:45.306
14 -	58.905	1.131	73.82	17:28:44.211
15 -	58.012 (2)	0.238	74.96	17:29:42.223
16 -	58.955	1.181	73.76	17:30:41.178

P8 56 Robert FARNDON				
LAP	LAP TIME	DIFF	MPH	TIME OF DAY
1 -	1:06.690	8.890	65.20	17:15:59.113
2 -	59.040	1.240	73.65	17:16:58.153
3 -	58.593	0.793	74.21	17:17:56.746
4 -	59.238	1.438	73.40	17:18:55.984
5 -	58.234 (2)	0.434	74.67	17:19:54.218
6 -	58.584	0.784	74.22	17:20:52.802
7 -	58.877	1.077	73.85	17:21:51.679
8 -	59.745	1.945	72.78	17:22:51.424
9 -	59.780	1.980	72.74	17:23:51.204
10 -	57.800 (1)		75.23	17:24:49.004
11 -	59.897	2.097	72.60	17:25:48.901
12 -	58.805	1.005	73.94	17:26:47.706
13 -	59.335	1.535	73.28	17:27:47.041
14 -	58.933	1.133	73.78	17:28:45.974
15 -	58.317 (3)	0.517	74.56	17:29:44.291
16 -	59.326	1.526	73.30	17:30:43.617

P9 1 Neal GARDINER				
LAP	LAP TIME	DIFF	MPH	TIME OF DAY
1 -	1:08.188	9.799	63.77	17:16:00.611
2 -	59.424	1.035	73.17	17:17:00.035
3 -	59.348	0.959	73.27	17:17:59.383
4 -	58.503 (3)	0.114	74.33	17:18:57.886
5 -	58.422 (2)	0.033	74.43	17:19:56.308
6 -	58.560	0.171	74.25	17:20:54.868
7 -	58.389 (1)		74.47	17:21:53.257
8 -	58.787	0.398	73.97	17:22:52.044
9 -	58.759	0.370	74.00	17:23:50.803
10 -	58.940	0.551	73.78	17:24:49.743
11 -	59.924	1.535	72.56	17:25:49.667
12 -	59.125	0.736	73.54	17:26:48.792
13 -	59.097	0.708	73.58	17:27:47.889
14 -	59.004	0.615	73.70	17:28:46.893
15 -	58.588	0.199	74.22	17:29:45.481
16 -	59.621	1.232	72.93	17:30:45.102

P10 61 Cliff PELLIN				
LAP	LAP TIME	DIFF	MPH	TIME OF DAY
1 -	1:08.964	10.021	63.05	17:16:01.387
2 -	59.272	0.329	73.36	17:17:00.659

DIFF = Difference To Personal Best Lap

3 -	59.481	0.538	73.10	17:18:00.140
4 -	58.943 (1)		73.77	17:18:59.083
5 -	59.233	0.290	73.41	17:19:58.316
6 -	59.094 (2)	0.151	73.58	17:20:57.410
7 -	59.386	0.443	73.22	17:21:56.796
8 -	59.202	0.259	73.45	17:22:55.998
9 -	59.127 (3)	0.184	73.54	17:23:55.125
10 -	59.148	0.205	73.52	17:24:54.273
11 -	59.504	0.561	73.08	17:25:53.777
12 -	59.395	0.452	73.21	17:26:53.172
13 -	1:00.315	1.372	72.09	17:27:53.487
14 -	1:00.871	1.928	71.43	17:28:54.358
15 -	59.400	0.457	73.20	17:29:53.758
16 -	1:00.985	2.042	71.30	17:30:54.743

P11 51 Lewis TURNER				
LAP	LAP TIME	DIFF	MPH	TIME OF DAY
1 -	1:07.661	9.237	64.27	17:16:00.084
2 -	59.477	1.053	73.11	17:16:59.561
3 -	1:00.010	1.586	72.46	17:17:59.571
4 -	58.466 (2)	0.042	74.37	17:18:58.037
5 -	58.525	0.101	74.30	17:19:56.562
6 -	58.517 (3)	0.093	74.31	17:20:55.079
7 -	58.424 (1)		74.43	17:21:53.503
8 -	58.824	0.400	73.92	17:22:52.327
9 -	59.788	1.364	72.73	17:23:52.115
10 -	59.598	1.174	72.96	17:24:51.713
11 -	1:00.180	1.756	72.25	17:25:51.893
12 -	1:00.248	1.824	72.17	17:26:52.141
13 -	1:01.615	3.191	70.57	17:27:53.756
14 -	1:01.618	3.194	70.57	17:28:55.374
15 -	59.717	1.293	72.82	17:29:55.091
16 -	1:00.749	2.325	71.58	17:30:55.840

P12 79 Michael DAY				
LAP	LAP TIME	DIFF	MPH	TIME OF DAY
1 -	1:10.064	11.031	62.06	17:16:02.487
2 -	59.890	0.857	72.60	17:17:02.377
3 -	59.909	0.876	72.58	17:18:02.286
4 -	59.452	0.419	73.14	17:19:01.738
5 -	59.605	0.572	72.95	17:20:01.343
6 -	59.322 (3)	0.289	73.30	17:21:00.665
7 -	59.252 (2)	0.219	73.39	17:21:59.917
8 -	59.033 (1)		73.66	17:22:58.950
9 -	59.930	0.897	72.56	17:23:58.880
10 -	59.639	0.606	72.91	17:24:58.519
11 -	59.830	0.797	72.68	17:25:58.349
12 -	59.648	0.615	72.90	17:26:57.997
13 -	1:00.670	1.637	71.67	17:27:58.667
14 -	59.369	0.336	73.24	17:28:58.036
15 -	1:00.135	1.102	72.31	17:29:58.171
16 -	59.408	0.375	73.19	17:30:57.579

P13 41 Robert TAYLOR				
LAP	LAP TIME	DIFF	MPH	TIME OF DAY
1 -	1:10.630	11.309	61.56	17:16:03.053
2 -	1:00.357	1.036	72.04	17:17:03.410
3 -	1:00.275	0.954	72.14	17:18:03.685
4 -	59.438 (3)	0.117	73.16	17:19:03.123
5 -	59.368 (2)	0.047	73.24	17:20:02.491
6 -	59.632	0.311	72.92	17:21:02.123
7 -	59.321 (1)		73.30	17:22:01.444

Brands Hatch Indy
 Circuit Length = 1.2079 miles
 Start: 17:14 Flag 17:30 End: 17:32

Weather / Track : Cloudy / Dry

Cannons Tin Tops

RACE 9 - LAP ANALYSIS

DIFF = Difference To Personal Best Lap

8 -	59.506	0.185	73.07	17:23:00.950
9 -	59.539	0.218	73.03	17:24:00.489
10 -	59.984	0.663	72.49	17:25:00.473
11 -	1:01.185	1.864	71.07	17:26:01.658
12 -	1:02.080	2.759	70.04	17:27:03.738
13 -	1:01.973	2.652	70.16	17:28:05.711
14 -	1:00.600	1.279	71.75	17:29:06.311
15 -	1:00.171	0.850	72.27	17:30:06.482
16 -	1:00.218	0.897	72.21	17:31:06.700

P14 75 Ben FORBES

LAP	LAP TIME	DIFF	MPH	TIME OF DAY
1 -	1:09.096	10.133	62.93	17:16:01.519
2 -	59.532	0.569	73.04	17:17:01.051
3 -	1:00.257	1.294	72.16	17:18:01.308
4 -	59.623	0.660	72.93	17:19:00.931
5 -	58.963 (1)		73.75	17:19:59.894
6 -	59.158 (2)	0.195	73.50	17:20:59.052
7 -	59.516 (3)	0.553	73.06	17:21:58.568
8 -	59.630	0.667	72.92	17:22:58.198
9 -	1:00.288	1.325	72.13	17:23:58.486
10 -	1:00.970	2.007	71.32	17:24:59.456
11 -	1:01.657	2.694	70.52	17:26:01.113
12 -	1:02.005	3.042	70.13	17:27:03.118
13 -	1:02.102	3.139	70.02	17:28:05.220
14 -	1:01.510	2.547	70.69	17:29:06.730
15 -	1:00.006	1.043	72.46	17:30:06.736
16 -	1:00.887	1.924	71.42	17:31:07.623

P15 42 Gordon COOPER

LAP	LAP TIME	DIFF	MPH	TIME OF DAY
1 -	1:11.254	11.569	61.02	17:16:03.677
2 -	1:01.198	1.513	71.05	17:17:04.875
3 -	1:00.025	0.340	72.44	17:18:04.900
4 -	59.838 (3)	0.153	72.67	17:19:04.738
5 -	1:00.334	0.649	72.07	17:20:05.072
6 -	59.864	0.179	72.64	17:21:04.936
7 -	59.706 (2)	0.021	72.83	17:22:04.642
8 -	59.938	0.253	72.55	17:23:04.580
9 -	59.685 (1)		72.85	17:24:04.265
10 -	1:00.259	0.574	72.16	17:25:04.524
11 -	1:00.917	1.232	71.38	17:26:05.441
12 -	1:00.612	0.927	71.74	17:27:06.053
13 -	1:00.227	0.542	72.20	17:28:06.280
14 -	1:00.519	0.834	71.85	17:29:06.799
15 -	1:00.769	1.084	71.55	17:30:07.568
16 -	1:01.430	1.745	70.78	17:31:08.998

P16 183 David PACKHAM

LAP	LAP TIME	DIFF	MPH	TIME OF DAY
1 -	1:12.754	13.230	59.77	17:16:05.177
2 -	1:01.415	1.891	70.80	17:17:06.592
3 -	1:00.639	1.115	71.71	17:18:07.231
4 -	1:00.591	1.067	71.76	17:19:07.822
5 -	1:01.156	1.632	71.10	17:20:08.978
6 -	1:00.189	0.665	72.24	17:21:09.167
7 -	59.524 (1)		73.05	17:22:08.691
8 -	1:00.707	1.183	71.63	17:23:09.398
9 -	1:00.178 (3)	0.654	72.26	17:24:09.576
10 -	1:01.847	2.323	70.31	17:25:11.423
11 -	1:00.414	0.890	71.98	17:26:11.837
12 -	59.760 (2)	0.236	72.76	17:27:11.597

DIFF = Difference To Personal Best Lap

13 -	1:00.886	1.362	71.42	17:28:12.483
14 -	1:02.929	3.405	69.10	17:29:15.412
15 -	1:01.651	2.127	70.53	17:30:17.063
16 -	1:00.918	1.394	71.38	17:31:17.981

P17 132 Adrian MATTHEWS

LAP	LAP TIME	DIFF	MPH	TIME OF DAY
1 -	1:10.936	11.075	61.30	17:16:03.359
2 -	1:01.990	2.129	70.15	17:17:05.349
3 -	59.861 (1)		72.64	17:18:05.210
4 -	1:00.193	0.332	72.24	17:19:05.403
5 -	1:00.043 (3)	0.182	72.42	17:20:05.446
6 -	1:00.277	0.416	72.14	17:21:05.723
7 -	1:00.028 (2)	0.167	72.44	17:22:05.751
8 -	1:00.231	0.370	72.19	17:23:05.982
9 -	1:00.129	0.268	72.32	17:24:06.111
10 -	1:02.418	2.557	69.66	17:25:08.529
11 -	1:01.583	1.722	70.61	17:26:10.112
12 -	1:01.548	1.687	70.65	17:27:11.660
13 -	1:03.382	3.521	68.60	17:28:15.042
14 -	1:01.049	1.188	71.23	17:29:16.091
15 -	1:01.376	1.515	70.85	17:30:17.467
16 -	1:00.904	1.043	71.40	17:31:18.371

P18 12 Chris BROWN

LAP	LAP TIME	DIFF	MPH	TIME OF DAY
1 -	1:12.353	11.769	60.10	17:16:04.776
2 -	1:01.434	0.850	70.78	17:17:06.210
3 -	1:00.649 (2)	0.065	71.70	17:18:06.859
4 -	1:01.887	1.303	70.26	17:19:08.746
5 -	1:01.303	0.719	70.93	17:20:10.049
6 -	1:00.907	0.323	71.39	17:21:10.956
7 -	1:01.259	0.675	70.98	17:22:12.215
8 -	1:01.538	0.954	70.66	17:23:13.753
9 -	1:01.226	0.642	71.02	17:24:14.979
10 -	1:01.108	0.524	71.16	17:25:16.087
11 -	1:00.874	0.290	71.43	17:26:16.961
12 -	1:00.705	0.121	71.63	17:27:17.666
13 -	1:00.827	0.243	71.49	17:28:18.493
14 -	1:00.673 (3)	0.089	71.67	17:29:19.166
15 -	1:00.584 (1)		71.77	17:30:19.750
16 -	1:01.697	1.113	70.48	17:31:21.447

P19 7 Ben WILSON

LAP	LAP TIME	DIFF	MPH	TIME OF DAY
1 -	1:15.324	11.802	57.73	17:16:07.747
2 -	1:04.644	1.122	67.27	17:17:12.391
3 -	1:04.241	0.719	67.69	17:18:16.632
4 -	1:04.568	1.046	67.34	17:19:21.200
5 -	1:04.890	1.368	67.01	17:20:26.090
6 -	1:05.004	1.482	66.89	17:21:31.094
7 -	1:06.014	2.492	65.87	17:22:37.108
8 -	1:03.988 (3)	0.466	67.95	17:23:41.096
9 -	1:04.314	0.792	67.61	17:24:45.410
10 -	1:06.380	2.858	65.51	17:25:51.790
11 -	1:04.745	1.223	67.16	17:26:56.535
12 -	1:05.242	1.720	66.65	17:28:01.777
13 -	1:03.522 (1)		68.45	17:29:05.299
14 -	1:06.300	2.778	65.58	17:30:11.599
15 -	1:03.882 (2)	0.360	68.07	17:31:15.481

Weather / Track : Cloudy / Dry

Brands Hatch Indy

Circuit Length = 1.2079 miles

Start: 17:14 Flag 17:30 End: 17:32

Cannons Tin Tops

RACE 9 - LAP ANALYSIS

DIFF = Difference To Personal Best Lap

P20 78 Steve EVERSON				
LAP	LAP TIME	DIFF	MPH	TIME OF DAY
1 -	1:10.207	11.042	61.93	17:16:02.630
2 -	59.793	0.628	72.72	17:17:02.423
3 -	59.971	0.806	72.51	17:18:02.394
4 -	59.294 (3)	0.129	73.33	17:19:01.688
5 -	59.839	0.674	72.67	17:20:01.527
6 -	59.423	0.258	73.18	17:21:00.950
7 -	59.188 (2)	0.023	73.47	17:22:00.138
8 -	59.165 (1)		73.49	17:22:59.303
9 -	59.326	0.161	73.30	17:23:58.629

P21 31 Terry WALLER				
LAP	LAP TIME	DIFF	MPH	TIME OF DAY
1 -	1:14.202	13.546	58.60	17:16:06.625
2 -	1:01.571	0.915	70.62	17:17:08.196
3 -	1:01.074	0.418	71.20	17:18:09.270
4 -	1:00.671 (2)	0.015	71.67	17:19:09.941
5 -	1:00.656 (1)		71.69	17:20:10.597
6 -	1:00.762 (3)	0.106	71.56	17:21:11.359
7 -	1:01.289	0.633	70.95	17:22:12.648