



MOTORSPORT NEWS SALOON CAR CHAMPIONSHIP

Brands Hatch GP Circuit

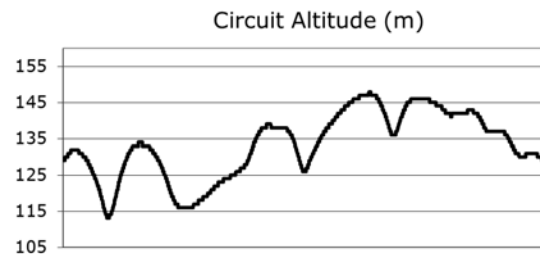
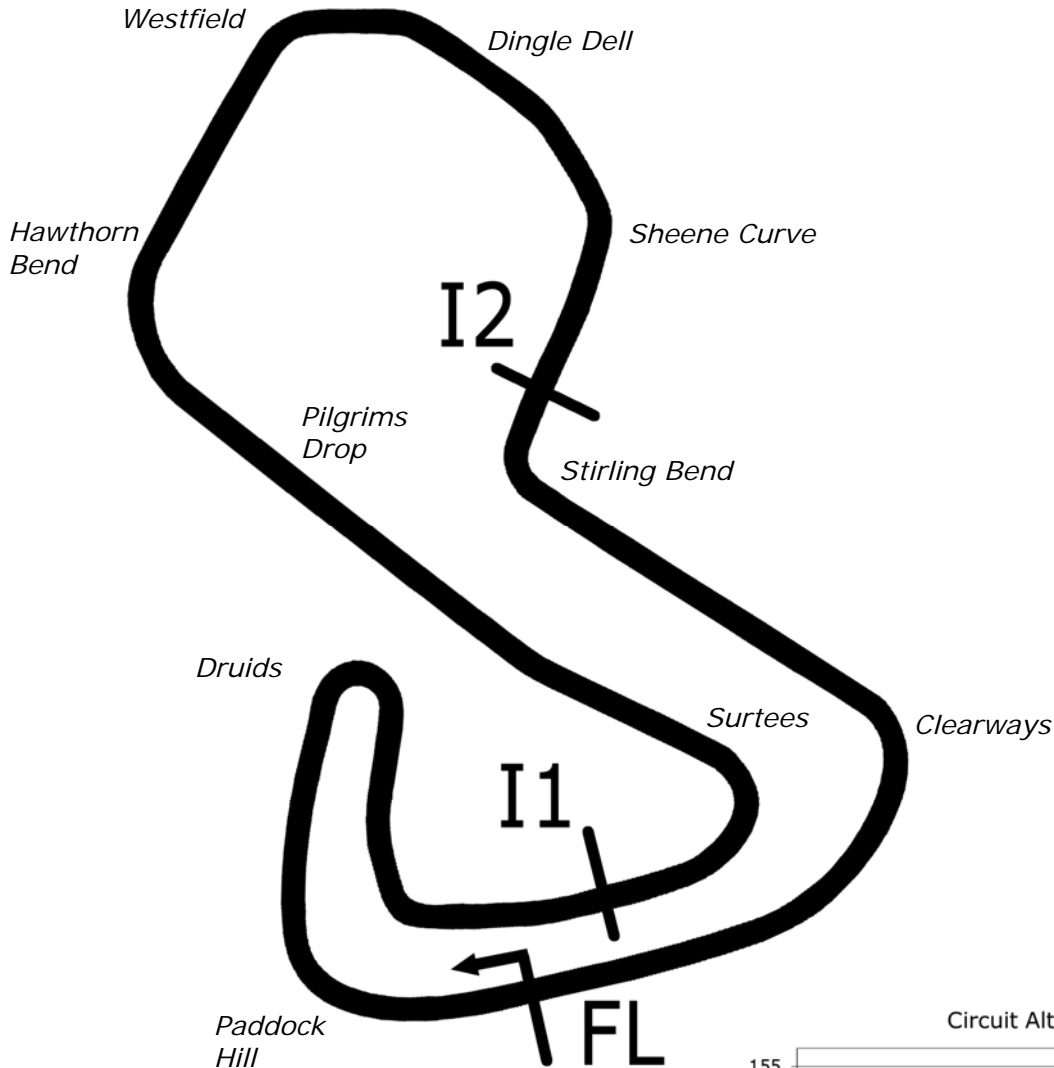
12th / 13th September 2015



Results Provided by Timing Solutions Ltd

www.tsl-timing.com

Brands Hatch GP



Length	2.4332 miles	3916.0 m	
FL		51.36032 N	0.26032 E
I1	1116m	51.35934 N	0.25955 E
I2	2928m	51.35532 N	0.26250 E
Pit Entry	3646m	51.35911 N	0.25743 E
Pit Exit	26m after FL	51.36027 N	0.26078 E
Pit Entry-Pit Exit 277m, 16.6s @60kph, 12.4s @80kph			

All results available at www.tsl-timing.com

Motorsport News Saloons Combined with Cannons Tin Tops

QUALIFYING - RACE 6 - CLASSIFICATION

POS	NO	CL	PIC NAME	ENTRY	TIME	ON	LAPS	GAP	DIFF	MPH
1	44	A	1 Rod BIRLEY	Ford Escort WRC	1:38.816	3	5			88.64
2	43	B	1 Tom KNIGHT	BMW E36 M3	1:40.599	8	9	1.783	1.783	87.07
3	18	C	1 Gavin THOMSON	Peugeot 2015	1:41.603	5	5	2.787	1.004	86.21
4	28	A	2 Malcolm WISE	Ford Escort Cosworth	1:42.514	8	8	3.698	0.911	85.45
5	30	B	2 Ian BUTLER	Ford Focus	1:43.486	7	7	4.670	0.972	84.64
6	14	C	2 Matthew TURNER	BMW M3	1:43.816	9	9	5.000	0.330	84.37
7	89	C	3 Mike CHITTENDEN	BMW M3	1:44.152	6	8	5.336	0.336	84.10
8	11	C	4 Mark CRIPPS	BMW M3	1:45.821	6	6	7.005	1.669	82.77
9	51	A	3 Alex SIDWELL	Holden Commodore	1:46.026	6	6	7.210	0.205	82.61
10	199	C	5 Bob HOSIER	Seat Leon	1:46.215	3	8	7.399	0.189	82.47
11	69	T1	1 Barnaby DAVIES	Toyota Starlet GT	1:46.294	5	5	7.478	0.079	82.41
12	25	A	4 Daniel COWAN	Ford Sierra Cosworth	1:46.442	7	8	7.626	0.148	82.29
13	54	A	5 Andy BANHAM	Subaru Impreza	1:46.804	8	8	7.988	0.362	82.01
14	26	D	1 Bill RICHARDS	Rover Mini Clubman	1:47.052	5	8	8.236	0.248	81.82
15	34	B	3 Steve DANN	VW Golf	1:47.255	3	4	8.439	0.203	81.67
16	33	T2	1 Chris BASSETT	Peugeot 205 Gti	1:47.823	8	8	9.007	0.568	81.24
17	29	D	2 Steve ROTHERY	Renault Clio	1:48.036	3	3	9.220	0.213	81.08
18	98	C	6 Dave CHARLTON	Seat Leon	1:48.326	7	8	9.510	0.290	80.86
19	61	TP	1 Cliff PELLIN	Ford Fiesta ST150	1:48.576	7	8	9.760	0.250	80.67
20	77	T1	2 Peter OSBORNE	Vauxhall Astra VXR	1:48.948	8	8	10.132	0.372	80.40
21	87	T2	2 Graham RICHARDSON	Honda Civic Type R	1:49.166	5	8	10.350	0.218	80.24
22	45	A	6 Martyn SCOTT	BMW E30	1:49.170	5	8	10.354	0.004	80.24
23	111	TP	2 Daniel ADAMS	Proton Satria	1:49.968	8	8	11.152	0.798	79.65
24	66	D	3 Perry WINCH	Renault Clio Cup	1:51.392	8	8	12.576	1.424	78.63
25	5*	T3	1 Ryan STEEL	Citroen Saxo	1:52.123	7	8	13.307	0.731	78.12
26	74	C	7 Sean FAIRWEATHER	Ford Sierra	1:52.378	8	8	13.562	0.255	77.94
27	79	T3	2 Mikey DAY	Citroen Saxo	1:52.821	8	8	14.005	0.443	77.64
28	75	T3	3 Ben FORBES	Citroen Saxo	1:53.032	7	8	14.216	0.211	77.49
29	32	A	7 Adam MEW	Ford Escort	1:53.200	4	5	14.384	0.168	77.38
30	78	T3	4 Steve EVERSON	Citroen Saxo	1:54.279	7	7	15.463	1.079	76.65
31	6	TP	3 James ALFORD	Renault Clio 172 Cup	1:54.349	6	7	15.533	0.070	76.60
32	93	E	1 Gary COLE	Citroen BX	1:55.539	3	6	16.723	1.190	75.81
33	37	T1	3 Ken ANGELL	BMW E36 328i	1:55.940	7	7	17.124	0.401	75.55
34	12	T3	5 Chris BROWN	Ford Fiesta XR2	1:56.178	6	7	17.362	0.238	75.40
35	41	T3	6 Rob TAYLOR	Ford Fiesta XR2i	1:56.254	7	8	17.438	0.076	75.35
36	132	TP	4 Adrian MATTHEWS	Ford Puma	1:56.281	4	6	17.465	0.027	75.33
37	95	T3	7 Matt ELLIS	Citroen Saxo VTR	1:57.168	7	8	18.352	0.887	74.76
38	72	T1	4 Tom BRIDGER	Rover 220 Turbo	1:58.090	2	5	19.274	0.922	74.17
39	22	A	8 Marcus BICKNELL	Ford Mustang Mach 1	1:59.030	4	4	20.214	0.940	73.59
40	10	T3	8 Terry WALLER	Peugeot 205 Gti	2:01.964	6	7	23.148	2.934	71.82

* Car 5 - Lap time(s) disallowed - exceeding track limits

Weather / Track : Bright / Dry

These results are provisional until the conclusion of any judicial and technical matters.

Brands Hatch GP

Circuit Length = 2.4332 miles

Start: 17:36 Flag 17:51 End: 17:53

Clerk Of Course :	Timekeeper :
-------------------	--------------

Motorsport News Saloons Combined with Cannons Tin Tops

QUALIFYING - RACE 6 - SECTOR ANALYSIS

SECTOR 1 = FL to I1, SECTOR 2 = I1 to I2, SECTOR 3 = I2 to FL, DIFF = Difference To Personal Best Lap

P1 44 A Rod BIRLEY		Ford Escort WRC								
IDEAL LAP TIME : 1:38.517		BEST LAP TIME : 1:38.816								
		DIFFERENCE : 0.299								
LAP	SECTOR 1	SECTOR 2	SECTOR 3	LAP TIME	MPH	DIFF	TIME OF DAY			
1 -	OUTLAP	81.3	50.229	72.0	25.102	131.3	1:56.361	75.28	17.545	17:38:08.596
2 -	31.906	94.7	43.944	85.0	23.261	135.2	1:39.111 (2)	88.38	0.295	17:39:47.707
3 -	31.312	99.1	44.072	80.8	23.432	132.1	1:38.816 (1)	88.64		17:41:26.523
4 -	32.609	91.4	48.975	82.1	24.350	131.3	1:45.934	82.69	7.118	17:43:12.457
5 -	32.907	97.1	44.536	82.5	23.802	134.4	1:41.245 (3)	86.52	2.429	17:44:53.702

P2 43 B Tom KNIGHT		BMW E36 M3								
IDEAL LAP TIME : 1:40.308		BEST LAP TIME : 1:40.599								
		DIFFERENCE : 0.291								
LAP	SECTOR 1	SECTOR 2	SECTOR 3	LAP TIME	MPH	DIFF	TIME OF DAY			
1 -	OUTLAP	80.1	52.942	65.2	27.417	120.0	1:58.669	73.81	18.070	17:38:32.151
2 -	32.810	92.9	46.501	79.5	24.473	124.5	1:43.784	84.40	3.185	17:40:15.935
3 -	31.994	92.4	45.709	81.9	24.587	124.2	1:42.290	85.63	1.691	17:41:58.225
4 -	31.914	96.6	46.649	81.5	23.933	124.7	1:42.496	85.46	1.897	17:43:40.721
5 -	32.513	95.5	45.628	82.7	23.934	124.7	1:42.075	85.81	1.476	17:45:22.796
6 -	31.953	96.4	44.919	86.4	23.873	124.9	1:40.745 (2)	86.95	0.146	17:47:03.541
7 -	31.674	97.8	45.972	81.0	24.444	121.1	1:42.090	85.80	1.491	17:48:45.631
8 -	31.700	98.3	45.184	86.3	23.715	125.6	1:40.599 (1)	87.07		17:50:26.230
9 -	31.923	98.3	46.200	81.8	23.796	124.7	1:41.919 (3)	85.94	1.320	17:52:08.149

P3 18 C Gavin THOMSON		Peugeot 2015								
IDEAL LAP TIME : 1:40.704		BEST LAP TIME : 1:41.603								
		DIFFERENCE : 0.899								
LAP	SECTOR 1	SECTOR 2	SECTOR 3	LAP TIME	MPH	DIFF	TIME OF DAY			
1 -	OUTLAP	73.8	52.007	68.7	26.239	115.5	2:00.688	72.58	19.085	17:39:09.596
2 -	35.295	86.8	47.538	75.8	24.842	119.1	1:47.675 (3)	81.35	6.072	17:40:57.271
3 -	34.604	92.1	47.798	69.4	25.292	122.0	1:47.694	81.34	6.091	17:42:44.965
4 -	32.676	91.6	45.839	79.8	23.826	123.5	1:42.341 (2)	85.59	0.738	17:44:27.306
5 -	32.489	96.5	44.932	81.5	24.182	122.9	1:41.603 (1)	86.21		17:46:08.909

P4 28 A Malcolm WISE		Ford Escort Cosworth								
IDEAL LAP TIME : 1:42.023		BEST LAP TIME : 1:42.514								
		DIFFERENCE : 0.491								
LAP	SECTOR 1	SECTOR 2	SECTOR 3	LAP TIME	MPH	DIFF	TIME OF DAY			
1 -	OUTLAP	83.7	53.080	82.3	25.193	125.2	1:57.653	74.45	15.139	17:39:15.471
2 -	53.923	97.6	49.798	76.0	25.954	127.0	2:09.675	67.55	27.161	17:41:25.146
3 -	33.624	102.6	48.348	83.5	25.199	130.0	1:47.171	81.73	4.657	17:43:12.317
4 -	33.800	99.5	45.678	87.6	24.842	129.5	1:44.320 (3)	83.97	1.806	17:44:56.637
5 -	32.542	97.1	50.329	89.9	24.983	130.0	1:47.854	81.21	5.340	17:46:44.491
6 -	33.020	98.5	47.034	84.7	25.087	129.0	1:45.141	83.31	2.627	17:48:29.632
7 -	32.113	99.5	46.471	87.4	24.848	130.5	1:43.432 (2)	84.69	0.918	17:50:13.064
8 -	32.157	102.2	46.125	91.6	24.232	124.2	1:42.514 (1)	85.45		17:51:55.578

P5 30 B Ian BUTLER		Ford Focus								
IDEAL LAP TIME : 1:43.324		BEST LAP TIME : 1:43.486								
		DIFFERENCE : 0.162								
LAP	SECTOR 1	SECTOR 2	SECTOR 3	LAP TIME	MPH	DIFF	TIME OF DAY			
1 -	OUTLAP	84.5	50.133	76.6	26.424	125.6	1:54.287	76.64	10.801	17:39:20.843
2 -	33.347	90.8	47.335	87.0	24.686	127.8	1:45.368	83.13	1.882	17:41:06.211
3 -	33.234	91.6	46.494	89.0	24.488	126.8	1:44.216 (3)	84.05	0.730	17:42:50.427
4 -	33.093	92.0	47.773	84.4	24.922	127.5	1:45.788	82.80	2.302	17:44:36.215
5 -	32.741	92.4	47.037	85.5	24.283	127.0	1:44.061 (2)	84.17	0.575	17:46:20.276
6 -	32.888	93.2	46.767	88.5	25.060	126.6	1:44.715	83.65	1.229	17:48:04.991
7 -	32.555	92.3	46.656	84.5	24.275	126.6	1:43.486 (1)	84.64		17:49:48.477

P6 14 C Matthew TURNER		BMW M3								
IDEAL LAP TIME : 1:43.205		BEST LAP TIME : 1:43.816								
		DIFFERENCE : 0.611								
LAP	SECTOR 1	SECTOR 2	SECTOR 3	LAP TIME	MPH	DIFF	TIME OF DAY			
1 -	OUTLAP	79.1	52.643	68.6	26.467	106.0	2:01.150	72.30	17.334	17:38:18.960

Brands Hatch GP

Circuit Length = 2.4332 miles

Start: 17:36 Flag 17:51 End: 17:53

Weather / Track : Bright / Dry

Motorsport News Saloons Combined with Cannons Tin Tops

QUALIFYING - RACE 6 - SECTOR ANALYSIS

SECTOR 1 = FL to I1, SECTOR 2 = I1 to I2, SECTOR 3 = I2 to FL, DIFF = Difference To Personal Best Lap

2 -	35.931	89.0	48.901	75.3	25.099	121.3	1:49.931	79.68	6.115	17:40:08.891
3 -	33.681	89.9	47.517	76.4	24.434	123.3	1:45.632	82.92	1.816	17:41:54.523
4 -	33.474	86.8	47.611	76.2	24.270	123.8	1:45.355	83.14	1.539	17:43:39.878
5 -	33.495	72.6	46.646	78.3	24.405	122.2	1:44.546	83.78	0.730	17:45:24.424
6 -	33.000	91.3	46.814	77.2	24.139	122.4	1:43.953 (2)	84.26	0.137	17:47:08.377
7 -	33.707	91.0	46.579	75.7	24.215	124.5	1:44.501 (3)	83.82	0.685	17:48:52.878
8 -	32.903	88.3	49.099	78.9	24.216	123.3	1:46.218	82.47	2.402	17:50:39.096
9 -	33.012	91.3	46.163	77.8	24.641	122.6	1:43.816 (1)	84.37		17:52:22.912

P7 89 C		Mike CHITTENDEN				BMW M3				
IDEAL LAP TIME : 1:43.922		BEST LAP TIME : 1:44.152				DIFFERENCE : 0.230				
LAP	SECTOR 1	SECTOR 2		SECTOR 3		LAP TIME	MPH	DIFF	TIME OF DAY	
1 -	OUTLAP	75.4	52.745	72.0	27.640	107.0	2:02.147	71.71	17.995	17:39:21.643
2 -	36.656	83.6	49.333	77.4	25.356	114.5	1:51.345	78.67	7.193	17:41:12.988
3 -	34.647	85.1	48.022	77.7	25.874	115.7	1:48.543	80.70	4.391	17:43:01.531
4 -	33.659	88.5	47.715	79.0	26.526	111.1	1:47.900	81.18	3.748	17:44:49.431
5 -	33.433	90.3	47.811	86.3	24.961	118.1	1:46.205 (2)	82.48	2.053	17:46:35.636
6 -	32.900	89.7	46.061	82.2	25.191	114.3	1:44.152 (1)	84.10		17:48:19.788
7 -	33.750	88.5	47.136	73.3	26.238	117.9	1:47.124	81.77	2.972	17:50:06.912
8 -	33.246	87.8	47.935	88.0	25.210	116.5	1:46.391 (3)	82.33	2.239	17:51:53.303

P8 11 C		Mark CRIPPS				BMW M3				
IDEAL LAP TIME : 1:45.582		BEST LAP TIME : 1:45.821				DIFFERENCE : 0.239				
LAP	SECTOR 1	SECTOR 2		SECTOR 3		LAP TIME	MPH	DIFF	TIME OF DAY	
1 -	OUTLAP	80.3	55.196	70.0	28.272	116.3	2:04.405	70.41	18.584	17:38:52.412
2 -	35.756	80.6	51.099	74.0	26.135	121.5	1:52.990	77.52	7.169	17:40:45.402
3 -	33.891	88.8	48.526	82.0	25.032	124.5	1:47.449	81.52	1.628	17:42:32.851
4 -	33.686	91.9	47.977	79.3	24.815	124.9	1:46.478 (2)	82.26	0.657	17:44:19.329
5 -	33.076	90.5	48.369	80.3	25.293	124.5	1:46.738 (3)	82.06	0.917	17:46:06.067
6 -	33.218	93.8	47.691	80.7	24.912	125.4	1:45.821 (1)	82.77		17:47:51.888

P9 51 A		Alex SIDWELL				Holden Commodore				
IDEAL LAP TIME : 1:45.311		BEST LAP TIME : 1:46.026				DIFFERENCE : 0.715				
LAP	SECTOR 1	SECTOR 2		SECTOR 3		LAP TIME	MPH	DIFF	TIME OF DAY	
1 -	OUTLAP	79.2	55.069	70.5	IN PIT		4:01.696 P	36.24	2:15.670	17:40:23.041
2 -	OUTLAP	84.6	57.327	71.6	26.794	114.3	2:06.584	69.20	20.558	17:42:29.625
3 -	38.835	76.5	50.723	73.2	26.158	118.5	1:55.716	75.70	9.690	17:44:25.341
4 -	35.530	89.7	49.091	78.1	24.574	123.3	1:49.195 (3)	80.22	3.169	17:46:14.536
5 -	33.830	94.2	48.552	82.3	24.432	123.5	1:46.814 (2)	82.01	0.788	17:48:01.350
6 -	33.254	92.6	48.126	80.4	24.646	126.1	1:46.026 (1)	82.61		17:49:47.376

P10 199 C		Bob HOSIER				Seat Leon				
IDEAL LAP TIME : 1:45.981		BEST LAP TIME : 1:46.215				DIFFERENCE : 0.234				
LAP	SECTOR 1	SECTOR 2		SECTOR 3		LAP TIME	MPH	DIFF	TIME OF DAY	
1 -	OUTLAP	73.9	55.217	68.4	27.610	114.7	2:05.440	69.83	19.225	17:38:31.958
2 -	35.084	90.9	49.038	82.4	25.196	116.3	1:49.318	80.13	3.103	17:40:21.276
3 -	33.554	91.9	48.167	85.7	24.494	115.3	1:46.215 (1)	82.47		17:42:07.491
4 -	35.795	87.6	49.028	81.6	24.888	115.7	1:49.711	79.84	3.496	17:43:57.202
5 -	33.743	93.7	48.651	83.6	25.402	114.1	1:47.796 (3)	81.26	1.581	17:45:44.998
6 -	33.950	90.5	48.874	74.8	25.238	111.8	1:48.062	81.06	1.847	17:47:33.060
7 -	33.320	90.6	48.786	75.4	25.048	115.7	1:47.154 (2)	81.75	0.939	17:49:20.214
8 -	33.863	92.3	49.566	70.6	26.436	113.5	1:49.865	79.73	3.650	17:51:10.079

P11 69 T1		Barnaby DAVIES				Toyota Starlet GT				
IDEAL LAP TIME : 1:45.879		BEST LAP TIME : 1:46.294				DIFFERENCE : 0.415				
LAP	SECTOR 1	SECTOR 2		SECTOR 3		LAP TIME	MPH	DIFF	TIME OF DAY	
1 -	OUTLAP	80.9	51.453	76.3	26.045	119.6	1:57.901	74.29	11.607	17:38:53.801
2 -	35.016	85.3	50.908	77.9	25.861	119.4	1:51.785	78.36	5.491	17:40:45.586
3 -	34.391	89.1	48.263	82.9	25.207	119.4	1:47.861 (3)	81.21	1.567	17:42:33.447

Weather / Track : Bright / Dry

Brands Hatch GP

Circuit Length = 2.4332 miles

Start: 17:36 Flag 17:51 End: 17:53

Motorsport News Saloons Combined with Cannons Tin Tops

QUALIFYING - RACE 6 - SECTOR ANALYSIS

SECTOR 1 = FL to I1, SECTOR 2 = I1 to I2, SECTOR 3 = I2 to FL, DIFF = Difference To Personal Best Lap

4 -	34.364	87.9	47.616	80.7	24.815	120.2	1:46.795 (2)	82.02	0.501	17:44:20.242
5 -	33.448	88.6	47.791	77.8	25.055	119.8	1:46.294 (1)	82.41		17:46:06.536

P12	25 A	Daniel COWAN				Ford Sierra Cosworth					
IDEAL LAP TIME : 1:46.338		BEST LAP TIME : 1:46.442				DIFFERENCE : 0.104					
LAP	SECTOR 1	SECTOR 2		SECTOR 3		LAP TIME	MPH	DIFF	TIME OF DAY		
1 -	OUTLAP	80.0	54.611	65.8	25.796	121.1	2:02.523	71.49	16.081	17:39:24.121	
2 -	35.845	92.3	49.024	83.1	25.803	131.3	1:50.672	79.15	4.230	17:41:14.793	
3 -	33.537	95.4	48.456	79.0	25.250	127.0	1:47.243 (2)	81.68	0.801	17:43:02.036	
4 -	34.009	86.1	49.124	77.6	25.664	123.5	1:48.797 (3)	80.51	2.355	17:44:50.833	
5 -	35.619	84.3	55.822	74.9	27.402	100.4	1:58.843	73.70	12.401	17:46:49.676	
6 -	34.562	92.5	49.604	77.3	25.238	125.2	1:49.404	80.06	2.962	17:48:39.080	
7 -	33.118	97.1	48.248	80.5	25.076	117.1	1:46.442 (1)	82.29		17:50:25.522	
8 -	33.884	103.4	48.144	73.3	27.058	96.4	1:49.086	80.30	2.644	17:52:14.608	

P13	54 A	Andy BANHAM				Subaru Impreza					
IDEAL LAP TIME : 1:46.804		BEST LAP TIME : 1:46.804				DIFFERENCE : 0.000					
LAP	SECTOR 1	SECTOR 2		SECTOR 3		LAP TIME	MPH	DIFF	TIME OF DAY		
1 -	OUTLAP	82.3	55.538	58.1	29.333	120.6	2:06.724	69.12	19.920	17:38:50.327	
2 -	35.267	91.9	49.760	83.6	26.551	120.9	1:51.578	78.50	4.774	17:40:41.905	
3 -	34.110	92.3	49.338	81.8	25.928	121.5	1:49.376 (2)	80.08	2.572	17:42:31.281	
4 -	34.791	91.1	54.765	81.3	25.944	120.9	1:55.500	75.84	8.696	17:44:26.781	
5 -	34.901	92.1	49.009	80.0	25.909	120.6	1:49.819 (3)	79.76	3.015	17:46:16.600	
6 -	34.285	93.8	48.645	88.8	31.435	108.4	1:54.365	76.59	7.561	17:48:10.965	
7 -	34.671	91.0	54.150	64.5	28.350	119.1	1:57.171	74.76	10.367	17:50:08.136	
8 -	33.850	93.7	47.249	88.3	25.705	118.3	1:46.804 (1)	82.01		17:51:54.940	

P14	26 D	Bill RICHARDS				Rover Mini Clubman					
IDEAL LAP TIME : 1:47.008		BEST LAP TIME : 1:47.052				DIFFERENCE : 0.044					
LAP	SECTOR 1	SECTOR 2		SECTOR 3		LAP TIME	MPH	DIFF	TIME OF DAY		
1 -	OUTLAP	70.6	54.792	66.9	27.175	110.9	2:07.458	68.72	20.406	17:39:00.863	
2 -	34.227	82.8	51.798	71.3	26.538	113.7	1:52.563	77.82	5.511	17:40:53.426	
3 -	33.468	87.4	52.521	74.9	26.967	111.4	1:52.956	77.55	5.904	17:42:46.382	
4 -	33.316	89.1	49.977	78.3	25.613	112.9	1:48.906	80.43	1.854	17:44:35.288	
5 -	32.760	89.2	49.326	80.5	24.966	114.1	1:47.052 (1)	81.82		17:46:22.340	
6 -	32.744	91.0	49.298	82.3	25.744	109.8	1:47.786 (3)	81.27	0.734	17:48:10.126	
7 -	33.746	87.1	52.220	74.8	26.235	112.2	1:52.201	78.07	5.149	17:50:02.327	
8 -	32.971	89.4	49.429	76.3	25.373	110.7	1:47.773 (2)	81.28	0.721	17:51:50.100	

P15	34 B	Steve DANN				VW Golf					
IDEAL LAP TIME : 1:47.255		BEST LAP TIME : 1:47.255				DIFFERENCE : 0.000					
LAP	SECTOR 1	SECTOR 2		SECTOR 3		LAP TIME	MPH	DIFF	TIME OF DAY		
1 -	OUTLAP	78.0	52.969	69.0	27.156	114.7	2:02.028	71.78	14.773	17:38:16.569	
2 -	34.604	89.1	49.305	75.4	25.876	115.5	1:49.785 (2)	79.79	2.530	17:40:06.354	
3 -	33.328	91.5	48.332	76.9	25.595	116.3	1:47.255 (1)	81.67		17:41:53.609	
4 -	34.027	86.3	50.217	71.1	25.835	106.5	1:50.079 (3)	79.57	2.824	17:43:43.688	

P16	33 T2	Chris BASSETT				Peugeot 205 Gti					
IDEAL LAP TIME : 1:47.489		BEST LAP TIME : 1:47.823				DIFFERENCE : 0.334					
LAP	SECTOR 1	SECTOR 2		SECTOR 3		LAP TIME	MPH	DIFF	TIME OF DAY		
1 -	OUTLAP	83.3	51.672	73.3	27.595	107.7	1:58.540	73.89	10.717	17:38:44.886	
2 -	34.106	87.2	49.535	81.7	26.254	109.2	1:49.895	79.71	2.072	17:40:34.781	
3 -	33.958	87.0	49.519	83.0	25.690	108.9	1:49.167	80.24	1.344	17:42:23.948	
4 -	33.701	85.3	49.220	83.1	26.118	109.1	1:49.039	80.33	1.216	17:44:12.987	
5 -	33.756	87.2	48.580	84.3	25.774	108.5	1:48.110 (3)	81.02	0.287	17:46:01.097	
6 -	33.616	86.7	48.560	83.3	25.661	109.1	1:47.837 (2)	81.23	0.014	17:47:48.934	
7 -	33.785	86.4	48.862	85.1	25.565	109.2	1:48.212	80.95	0.389	17:49:37.146	
8 -	33.939	86.3	48.308	83.7	25.576	109.2	1:47.823 (1)	81.24		17:51:24.969	

Weather / Track : Bright / Dry

Brands Hatch GP

Circuit Length = 2.4332 miles

Start: 17:36 Flag 17:51 End: 17:53

Motorsport News Saloons Combined with Cannons Tin Tops

QUALIFYING - RACE 6 - SECTOR ANALYSIS

SECTOR 1 = FL to I1, SECTOR 2 = I1 to I2, SECTOR 3 = I2 to FL, DIFF = Difference To Personal Best Lap

P17 29 D		Steve ROTHERY				Renault Clio					
IDEAL LAP TIME : 1:47.041		BEST LAP TIME : 1:48.036				DIFFERENCE : 0.995					
LAP		SECTOR 1	SECTOR 2		SECTOR 3		LAP TIME	MPH	DIFF	TIME OF DAY	
1 -	OUTLAP	81.2	54.190	76.0	26.349	113.7	2:00.856	72.48	12.820	17:39:17.629	
2 -		34.192	91.0	48.385	83.2	25.795	114.5	1:48.372 (2)	80.83	0.336	17:41:06.001
3 -		33.854	90.1	48.253	84.9	25.929	114.1	1:48.036 (1)	81.08		17:42:54.037

P18 98 C		Dave CHARLTON				Seat Leon					
IDEAL LAP TIME : 1:47.443		BEST LAP TIME : 1:48.326				DIFFERENCE : 0.883					
LAP		SECTOR 1	SECTOR 2		SECTOR 3		LAP TIME	MPH	DIFF	TIME OF DAY	
1 -	OUTLAP	81.5	52.409	69.4	27.074	111.2	2:02.216	71.67	13.890	17:38:18.545	
2 -		35.867	92.3	48.493	78.2	26.180	117.3	1:50.540	79.24	2.214	17:40:09.085
3 -		34.593	84.7	48.814	74.2	27.062	112.2	1:50.469	79.29	2.143	17:41:59.554
4 -		34.718	93.7	48.725	76.6	26.260	113.1	1:49.703	79.85	1.377	17:43:49.257
5 -		34.646	92.6	48.470	80.1	26.008	112.0	1:49.124 (2)	80.27	0.798	17:45:38.381
6 -		34.104	91.4	48.277	80.2	27.085	108.9	1:49.466 (3)	80.02	1.140	17:47:27.847
7 -		33.545	93.4	49.160	82.7	25.621	111.8	1:48.326 (1)	80.86		17:49:16.173
8 -		34.190	73.8	52.792	71.5	27.602	110.7	1:54.584	76.44	6.258	17:51:10.757

P19 61 TP		Cliff PELLIN				Ford Fiesta ST150					
IDEAL LAP TIME : 1:48.224		BEST LAP TIME : 1:48.576				DIFFERENCE : 0.352					
LAP		SECTOR 1	SECTOR 2		SECTOR 3		LAP TIME	MPH	DIFF	TIME OF DAY	
1 -	OUTLAP	79.6	52.252	73.3	26.094	112.2	2:00.368	72.77	11.792	17:38:13.582	
2 -		34.098	87.9	50.266	75.2	25.861	112.4	1:50.225 (3)	79.47	1.649	17:40:03.807
3 -		34.018	89.5	49.305	78.4	25.787	112.5	1:49.110 (2)	80.28	0.534	17:41:52.917
4 -		33.962	90.1	50.669	80.7	26.595	109.8	1:51.226	78.75	2.650	17:43:44.143
5 -		34.519	91.4	50.199	78.3	25.897	113.9	1:50.615	79.19	2.039	17:45:34.758
6 -		33.742	88.5	50.193	80.8	26.314	113.5	1:50.249	79.45	1.673	17:47:25.007
7 -		33.843	90.3	48.925	84.4	25.808	114.1	1:48.576 (1)	80.67		17:49:13.583
8 -		35.387	76.5	50.922	81.2	25.557	105.6	1:51.866	78.30	3.290	17:51:05.449

P20 77 T1		Peter OSBORNE				Vauxhall Astra VXR					
IDEAL LAP TIME : 1:48.794		BEST LAP TIME : 1:48.948				DIFFERENCE : 0.154					
LAP		SECTOR 1	SECTOR 2		SECTOR 3		LAP TIME	MPH	DIFF	TIME OF DAY	
1 -	OUTLAP	80.5	52.865	72.3	26.775	111.2	2:01.072	72.35	12.124	17:38:20.056	
2 -		35.321	86.3	51.228	77.3	26.304	112.2	1:52.853	77.62	3.905	17:40:12.909
3 -		34.099	86.5	50.026	76.6	26.407	111.4	1:50.532	79.25	1.584	17:42:03.441
4 -		33.767	89.0	50.247	76.6	25.998	112.5	1:50.012 (3)	79.62	1.064	17:43:53.453
5 -		33.682	86.5	49.932	76.3	25.971	112.9	1:49.585 (2)	79.93	0.637	17:45:43.038
6 -		34.534	89.4	49.630	77.4	26.370	113.5	1:50.534	79.25	1.586	17:47:33.572
7 -		33.697	88.8	50.452	74.6	26.595	112.4	1:50.744	79.09	1.796	17:49:24.316
8 -		33.604	89.7	49.219	75.8	26.125	112.4	1:48.948 (1)	80.40		17:51:13.264

P21 87 T2		Graham RICHARDSON				Honda Civic Type R					
IDEAL LAP TIME : 1:49.094		BEST LAP TIME : 1:49.166				DIFFERENCE : 0.072					
LAP		SECTOR 1	SECTOR 2		SECTOR 3		LAP TIME	MPH	DIFF	TIME OF DAY	
1 -	OUTLAP	77.1	55.877	66.6	27.939	110.5	2:08.878	67.97	19.712	17:38:33.941	
2 -		36.283	86.2	52.155	74.5	27.020	110.7	1:55.458	75.87	6.292	17:40:29.399
3 -		35.342	84.9	50.964	75.5	26.561	111.4	1:52.867	77.61	3.701	17:42:22.266
4 -		34.797	86.2	49.641	78.3	27.091	110.1	1:51.529 (2)	78.54	2.363	17:44:13.795
5 -		34.186	87.8	49.153	77.4	25.827	112.7	1:49.166 (1)	80.24		17:46:02.961
6 -		34.114	89.1	51.799	75.4	27.092	111.2	1:53.005	77.51	3.839	17:47:55.966
7 -		34.896	86.7	51.233	78.8	26.602	111.2	1:52.731	77.70	3.565	17:49:48.697
8 -		34.993	88.3	50.092	77.1	26.811	110.9	1:51.896 (3)	78.28	2.730	17:51:40.593

P22 45 A		Martyn SCOTT				BMW E30				
IDEAL LAP TIME : 1:48.372		BEST LAP TIME : 1:49.170				DIFFERENCE : 0.798				
LAP		SECTOR 1	SECTOR 2		SECTOR 3		LAP TIME	MPH	DIFF	TIME OF DAY

Brands Hatch GP

Circuit Length = 2.4332 miles

Start: 17:36 Flag 17:51 End: 17:53

Weather / Track : Bright / Dry

Motorsport News Saloons Combined with Cannons Tin Tops

QUALIFYING - RACE 6 - SECTOR ANALYSIS

SECTOR 1 = FL to I1, SECTOR 2 = I1 to I2, SECTOR 3 = I2 to FL, DIFF = Difference To Personal Best Lap

LAP	SECTOR 1	SECTOR 2	SECTOR 3	LAP TIME	MPH	DIFF	TIME OF DAY			
1 -	OUTLAP	80.1	53.003	75.2	26.647	116.9	2:03.044	71.19	13.874	17:38:53.578
2 -	37.375	83.9	51.503	74.3	25.894	109.6	1:54.772	76.32	5.602	17:40:48.350
3 -	36.489	83.9	50.330	75.8	25.430	118.1	1:52.249	78.03	3.079	17:42:40.599
4 -	34.271	89.8	49.860	74.8	25.512	115.9	1:49.643 (2)	79.89	0.473	17:44:30.242
5 -	35.069	84.8	48.965	79.2	25.136	118.5	1:49.170 (1)	80.24		17:46:19.412
6 -	34.674	87.4	49.717	79.4	25.832	116.5	1:50.223	79.47	1.053	17:48:09.635
7 -	35.147	87.0	50.911	71.9	26.274	114.9	1:52.332	77.98	3.162	17:50:01.967
8 -	34.868	83.2	49.512	72.4	25.595	116.7	1:49.975 (3)	79.65	0.805	17:51:51.942

P23 111 TP Daniel ADAMS

Proton Satria

IDEAL LAP TIME : 1:49.274 BEST LAP TIME : 1:49.968 DIFFERENCE : 0.694

LAP	SECTOR 1	SECTOR 2	SECTOR 3	LAP TIME	MPH	DIFF	TIME OF DAY			
1 -	OUTLAP	63.2	54.666	72.3	27.426	107.7	2:02.523	71.49	12.555	17:39:27.224
2 -	35.034	75.7	52.881	70.7	27.710	105.0	1:55.625	75.76	5.657	17:41:22.849
3 -	34.388	85.8	51.611	77.1	26.313	105.6	1:52.312	77.99	2.344	17:43:15.161
4 -	34.216	87.0	50.668	78.5	26.458	105.8	1:51.342	78.67	1.374	17:45:06.503
5 -	34.275	85.8	50.235	76.9	26.530	103.7	1:51.040 (3)	78.88	1.072	17:46:57.543
6 -	33.768	85.5	49.306	79.9	27.329	106.1	1:50.403 (2)	79.34	0.435	17:48:47.946
7 -	33.775	87.3	52.213	80.4	27.567	104.8	1:53.555	77.14	3.587	17:50:41.501
8 -	34.139	86.7	49.193	81.0	26.636	101.8	1:49.968 (1)	79.65		17:52:31.469

P24 66 D Perry WINCH

Renault Clio Cup

IDEAL LAP TIME : 1:50.946 BEST LAP TIME : 1:51.392 DIFFERENCE : 0.446

LAP	SECTOR 1	SECTOR 2	SECTOR 3	LAP TIME	MPH	DIFF	TIME OF DAY			
1 -	OUTLAP	67.2	1:01.685	64.1	30.440	108.0	2:14.748	65.00	23.356	17:38:46.750
2 -	36.069	84.8	56.090	74.8	29.209	107.5	2:01.368	72.17	9.976	17:40:48.118
3 -	36.728	77.6	54.339	74.3	28.849	110.1	1:59.916	73.04	8.524	17:42:48.034
4 -	34.768	86.1	52.524	75.8	27.335	112.4	1:54.627	76.42	3.235	17:44:42.661
5 -	34.917	87.4	53.212	72.2	27.173	111.8	1:55.302	75.97	3.910	17:46:37.963
6 -	34.599	87.3	51.754	80.3	28.174	111.8	1:54.527 (3)	76.48	3.135	17:48:32.490
7 -	34.602	86.7	50.326	82.2	27.125	112.5	1:52.053 (2)	78.17	0.661	17:50:24.543
8 -	35.045	89.9	50.085	80.3	26.262	113.1	1:51.392 (1)	78.63		17:52:15.935

P25 5 T3 Ryan STEEL

Citroen Saxo

IDEAL LAP TIME : 1:51.076 BEST LAP TIME : 1:52.123 DIFFERENCE : 1.047

LAP	SECTOR 1	SECTOR 2	SECTOR 3	LAP TIME	MPH	DIFF	TIME OF DAY			
1 -	OUTLAP	66.1	55.991	67.5	29.587	101.5	2:05.898	69.57	13.775	17:39:11.317
2 -	35.211	81.6	53.044	73.5	29.114	103.0	1:57.369	74.63	5.246	17:41:08.686
3 -	34.164	83.1	51.444	72.6	28.530	102.1	1:54.138 (2)	76.74	2.015	17:43:02.824
4 -	35.745	83.0	50.782	79.1	27.984	102.1	1:54.511 (3)	76.49	2.388	17:44:57.335
5 -	34.467	83.0	51.360	71.3	30.032	90.6	1:55.859	75.60	3.736	17:46:53.194
6 -	34.900	74.0	56.647	76.8	26.374	104.3	1:57.921	74.28	5.798	17:48:51.115
7 -	34.043	82.9	51.499	70.7	26.581	104.8	1:52.123 (1)	78.12		17:50:43.238
8 -	34.853	81.9	50.762	78.3	26.271	104.2	1:51.886 D	78.29		17:52:35.124

P26 74 C Sean FAIRWEATHER

Ford Sierra

IDEAL LAP TIME : 1:51.590 BEST LAP TIME : 1:52.378 DIFFERENCE : 0.788

LAP	SECTOR 1	SECTOR 2	SECTOR 3	LAP TIME	MPH	DIFF	TIME OF DAY			
1 -	OUTLAP	73.7	55.559	69.1	29.036	110.0	2:09.388	67.70	17.010	17:38:33.116
2 -	37.106	77.7	54.679	72.7	27.479	112.4	1:59.264	73.44	6.886	17:40:32.380
3 -	35.520	89.9	51.454	72.6	26.466	107.5	1:53.440 (3)	77.22	1.062	17:42:25.820
4 -	35.393	92.5	51.615	75.9	26.399	114.7	1:53.407 (2)	77.24	1.029	17:44:19.227
5 -	35.295	91.5	49.896	75.4	29.113	101.2	1:54.304	76.63	1.926	17:46:13.531
6 -	36.670	93.4	51.270	76.5	26.447	111.6	1:54.387	76.58	2.009	17:48:07.918
7 -	36.439	89.3	50.818	75.4	27.007	107.8	1:54.264	76.66	1.886	17:50:02.182
8 -	35.804	92.6	50.105	76.5	26.469	114.5	1:52.378 (1)	77.94		17:51:54.560

Weather / Track : Bright / Dry

Brands Hatch GP

Circuit Length = 2.4332 miles

Start: 17:36 Flag 17:51 End: 17:53

Motorsport News Saloons Combined with Cannons Tin Tops

QUALIFYING - RACE 6 - SECTOR ANALYSIS

SECTOR 1 = FL to I1, SECTOR 2 = I1 to I2, SECTOR 3 = I2 to FL, DIFF = Difference To Personal Best Lap

P27 79 T3		Mikey DAY		Citroen Saxo						
IDEAL LAP TIME : 1:52.299		BEST LAP TIME : 1:52.821		DIFFERENCE : 0.522						
LAP	SECTOR 1	SECTOR 2	SECTOR 3	LAP TIME	MPH	DIFF	TIME OF DAY			
1 -	OUTLAP	66.9	57.836	65.6	32.081	98.2	2:09.869	67.45	17.048	17:39:14.221
2 -	38.220	68.0	51.183	78.3	27.311	101.6	1:56.714	75.05	3.893	17:41:10.935
3 -	34.610	79.4	52.022	81.0	27.522	101.3	1:54.154	76.73	1.333	17:43:05.089
4 -	34.731	81.1	50.891	77.5	27.966	101.8	1:53.588 (3)	77.11	0.767	17:44:58.677
5 -	34.572	80.4	50.930	81.5	27.907	98.5	1:53.409 (2)	77.24	0.588	17:46:52.086
6 -	35.002	79.5	51.045	78.9	28.149	97.3	1:54.196	76.70	1.375	17:48:46.282
7 -	35.607	79.7	53.960	78.7	27.544	96.0	1:57.111	74.79	4.290	17:50:43.393
8 -	35.094	80.4	50.869	80.3	26.858	101.8	1:52.821 (1)	77.64		17:52:36.214

P28 75 T3		Ben FORBES		Citroen Saxo						
IDEAL LAP TIME : 1:51.912		BEST LAP TIME : 1:53.032		DIFFERENCE : 1.120						
LAP	SECTOR 1	SECTOR 2	SECTOR 3	LAP TIME	MPH	DIFF	TIME OF DAY			
1 -	OUTLAP	64.7	54.912	70.1	28.174	101.8	2:07.870	68.50	14.838	17:39:02.654
2 -	35.314	81.0	52.257	72.1	28.223	101.5	1:55.794	75.65	2.762	17:40:58.448
3 -	35.363	81.1	53.155	78.2	28.304	101.0	1:56.822	74.98	3.790	17:42:55.270
4 -	35.333	80.5	52.346	68.1	28.603	101.6	1:56.282	75.33	3.250	17:44:51.552
5 -	36.650	79.0	53.126	74.3	28.136	100.4	1:57.912	74.29	4.880	17:46:49.464
6 -	35.783	80.9	50.157	78.7	27.139	101.9	1:53.079 (2)	77.46	0.047	17:48:42.543
7 -	34.998	80.6	50.709	75.3	27.325	102.2	1:53.032 (1)	77.49		17:50:35.575
8 -	34.616	81.9	51.408	79.1	27.326	101.5	1:53.350 (3)	77.28	0.318	17:52:28.925

P29 32 A		Adam MEW		Ford Escort						
IDEAL LAP TIME : 1:52.595		BEST LAP TIME : 1:53.200		DIFFERENCE : 0.605						
LAP	SECTOR 1	SECTOR 2	SECTOR 3	LAP TIME	MPH	DIFF	TIME OF DAY			
1 -	OUTLAP	74.5	54.215	66.7	26.971	105.8	2:04.785	70.19	11.585	17:39:28.021
2 -	37.308	83.3	52.953	69.1	27.759	111.2	1:58.020	74.22	4.820	17:41:26.041
3 -	35.836	84.2	51.859	70.4	26.034	113.9	1:53.729 (3)	77.02	0.529	17:43:19.770
4 -	35.374	86.8	51.305	69.2	26.521	113.1	1:53.200 (1)	77.38		17:45:12.970
5 -	35.576	83.9	51.187	68.6	26.702	105.6	1:53.465 (2)	77.20	0.265	17:47:06.435

P30 78 T3		Steve EVERSON		Citroen Saxo						
IDEAL LAP TIME : 1:54.272		BEST LAP TIME : 1:54.279		DIFFERENCE : 0.007						
LAP	SECTOR 1	SECTOR 2	SECTOR 3	LAP TIME	MPH	DIFF	TIME OF DAY			
1 -	OUTLAP	71.0	59.101	66.9	30.578	100.7	2:12.824	65.95	18.545	17:39:23.156
2 -	38.838	81.8	54.133	74.1	28.323	103.8	2:01.294	72.21	7.015	17:41:24.450
3 -	36.368	80.8	54.447	77.4	27.560	104.3	1:58.375	74.00	4.096	17:43:22.825
4 -	35.824	83.0	52.706	75.6	27.963	104.2	1:56.493 (3)	75.19	2.214	17:45:19.318
5 -	36.200	80.7	54.510	70.5	28.252	104.3	1:58.962	73.63	4.683	17:47:18.280
6 -	35.626	84.2	52.434	77.6	27.354	105.8	1:55.414 (2)	75.89	1.135	17:49:13.694
7 -	35.633	82.7	51.457	81.5	27.189	105.0	1:54.279 (1)	76.65		17:51:07.973

P31 6 TP		James ALFORD		Renault Clio 172 Cup						
IDEAL LAP TIME : 1:53.997		BEST LAP TIME : 1:54.349		DIFFERENCE : 0.352						
LAP	SECTOR 1	SECTOR 2	SECTOR 3	LAP TIME	MPH	DIFF	TIME OF DAY			
1 -	OUTLAP	70.7	56.903	64.7	27.719	108.9	2:06.436	69.28	12.087	17:39:26.929
2 -	37.176	78.1	54.957	69.5	29.485	108.7	2:01.618	72.02	7.269	17:41:28.547
3 -	35.479	80.4	52.794	79.7	27.544	105.8	1:55.817 (3)	75.63	1.468	17:43:24.364
4 -	35.105	83.4	52.527	76.7	27.158	108.0	1:54.790 (2)	76.31	0.441	17:45:19.154
5 -	35.676	76.5	54.953	71.3	27.482	107.5	1:58.111	74.16	3.762	17:47:17.265
6 -	35.457	87.1	51.786	75.5	27.106	108.0	1:54.349 (1)	76.60		17:49:11.614
7 -	36.551	80.9	53.106	77.1	27.202	106.3	1:56.859	74.96	2.510	17:51:08.473

P32 93 E		Gary COLE		Citroen BX						
IDEAL LAP TIME : 1:55.539		BEST LAP TIME : 1:55.539		DIFFERENCE : 0.000						
LAP	SECTOR 1	SECTOR 2	SECTOR 3	LAP TIME	MPH	DIFF	TIME OF DAY			

Weather / Track : Bright / Dry

Brands Hatch GP
Circuit Length = 2.4332 miles
Start: 17:36 Flag 17:51 End: 17:53

Motorsport News Saloons Combined with Cannons Tin Tops

QUALIFYING - RACE 6 - SECTOR ANALYSIS

SECTOR 1 = FL to I1, SECTOR 2 = I1 to I2, SECTOR 3 = I2 to FL, DIFF = Difference To Personal Best Lap

LAP	SECTOR 1	SECTOR 2	SECTOR 3	LAP TIME	MPH	DIFF	TIME OF DAY			
1 -	OUTLAP	73.5	55.303	73.0	29.308	102.1	2:08.038	68.41	12.499	17:39:39.182
2 -	37.482	81.1	52.312	76.2	27.803	105.5	1:57.597 (3)	74.49	2.058	17:41:36.779
3 -	36.139	83.3	51.685	75.0	27.715	105.3	1:55.539 (1)	75.81		17:43:32.318
4 -	36.465	83.6	52.824	73.2	27.910	105.0	1:57.199 (2)	74.74	1.660	17:45:29.517
5 -	36.994	82.3	53.147	78.1	29.389	103.8	1:59.530	73.28	3.991	17:47:29.047
6 -	36.247	81.6	52.170	72.3	29.206	99.2	1:57.623	74.47	2.084	17:49:26.670

P33 37 T1 Ken ANGELL		BMW E36 328i								
IDEAL LAP TIME : 1:55.216	BEST LAP TIME : 1:55.940	DIFFERENCE : 0.724								
LAP	SECTOR 1	SECTOR 2	SECTOR 3	LAP TIME	MPH	DIFF	TIME OF DAY			
1 -	OUTLAP	79.4	56.358	72.7	29.057	107.8	2:06.887	69.03	10.947	17:38:52.457
2 -	38.992	78.4	55.117	73.7	29.430	109.1	2:03.539	70.90	7.599	17:40:55.996
3 -	36.163	84.2	52.795	79.7	27.900	109.2	1:56.858 (3)	74.96	0.918	17:42:52.854
4 -	36.088	83.3	53.130	73.6	28.580	108.4	1:57.798	74.36	1.858	17:44:50.652
5 -	36.335	81.6	53.609	78.5	28.630	106.3	1:58.574	73.87	2.634	17:46:49.226
6 -	36.701	84.3	51.771	79.4	27.904	107.2	1:56.376 (2)	75.27	0.436	17:48:45.602
7 -	35.585	83.5	52.495	80.6	27.860	106.1	1:55.940 (1)	75.55		17:50:41.542

P34 12 T3 Chris BROWN		Ford Fiesta XR2								
IDEAL LAP TIME : 1:55.677	BEST LAP TIME : 1:56.178	DIFFERENCE : 0.501								
LAP	SECTOR 1	SECTOR 2	SECTOR 3	LAP TIME	MPH	DIFF	TIME OF DAY			
1 -	OUTLAP	64.8	1:01.045	64.7	29.369	100.6	2:14.192	65.27	18.014	17:39:21.469
2 -	37.735	80.2	55.637	71.5	28.124	101.8	2:01.496	72.09	5.318	17:41:22.965
3 -	36.259	81.0	54.031	73.5	27.781	104.5	1:58.071	74.19	1.893	17:43:21.036
4 -	36.213	82.7	53.645	75.1	27.483	103.5	1:57.341 (2)	74.65	1.163	17:45:18.377
5 -	35.888	80.1	55.193	77.5	27.612	101.6	1:58.693	73.80	2.515	17:47:17.070
6 -	36.389	82.0	52.480	76.1	27.309	103.4	1:56.178 (1)	75.40		17:49:13.248
7 -	36.407	79.2	53.024	76.3	28.157	101.6	1:57.588 (3)	74.49	1.410	17:51:10.836

P35 41 T3 Rob TAYLOR		Ford Fiesta XR2i								
IDEAL LAP TIME : 1:55.869	BEST LAP TIME : 1:56.254	DIFFERENCE : 0.385								
LAP	SECTOR 1	SECTOR 2	SECTOR 3	LAP TIME	MPH	DIFF	TIME OF DAY			
1 -	OUTLAP	68.0	57.024	67.5	29.748	97.2	2:08.090	68.38	11.836	17:38:38.753
2 -	36.804	77.5	54.978	78.5	29.372	97.6	2:01.154	72.30	4.900	17:40:39.907
3 -	36.506	78.3	54.952	79.9	28.685	97.1	2:00.143	72.91	3.889	17:42:40.050
4 -	36.752	78.2	54.039	79.5	29.040	98.6	1:59.831	73.10	3.577	17:44:39.881
5 -	35.762	78.6	56.242	76.9	28.708	98.6	2:00.712	72.56	4.458	17:46:40.593
6 -	35.671	78.1	52.764	80.3	28.345	98.2	1:56.780 (2)	75.01	0.526	17:48:37.373
7 -	35.800	77.9	52.290	82.3	28.164	98.3	1:56.254 (1)	75.35		17:50:33.627
8 -	35.415	79.5	54.159	78.7	28.398	97.8	1:57.972 (3)	74.25	1.718	17:52:31.599

P36 132 TP Adrian MATTHEWS		Ford Puma								
IDEAL LAP TIME : 1:55.732	BEST LAP TIME : 1:56.281	DIFFERENCE : 0.549								
LAP	SECTOR 1	SECTOR 2	SECTOR 3	LAP TIME	MPH	DIFF	TIME OF DAY			
1 -	OUTLAP	72.1	1:00.569	65.2	31.370	100.9	2:17.438	63.73	21.157	17:38:40.034
2 -	36.625	80.7	54.960	76.0	28.127	102.7	1:59.712 (2)	73.17	3.431	17:40:39.746
3 -	42.897	58.1	58.838	75.6	27.818	103.5	2:09.553 (3)	67.61	13.272	17:42:49.299
4 -	36.176	82.9	52.240	77.4	27.865	102.9	1:56.281 (1)	75.33		17:44:45.580
5 -	37.528	71.2	55.133	74.6	IN PIT		4:19.595 P	33.74	2:23.314	17:49:05.175
6 -	OUTLAP	79.6	58.122	76.5	27.316	105.3	2:07.231	68.84	10.950	17:51:12.406

P37 95 T3 Matt ELLIS		Citroen Saxo VTR								
IDEAL LAP TIME : 1:56.188	BEST LAP TIME : 1:57.168	DIFFERENCE : 0.980								
LAP	SECTOR 1	SECTOR 2	SECTOR 3	LAP TIME	MPH	DIFF	TIME OF DAY			
1 -	OUTLAP	72.8	57.075	62.2	30.798	93.0	2:11.016	66.86	13.848	17:38:47.535
2 -	39.924	73.4	56.437	74.8	28.508	97.1	2:04.869	70.15	7.701	17:40:52.404
3 -	36.690	78.2	53.845	73.4	28.143	97.2	1:58.678	73.81	1.510	17:42:51.082
4 -	36.703	77.7	53.302	73.0	28.542	96.5	1:58.547	73.89	1.379	17:44:49.629
5 -	36.448	76.3	54.880	74.3	29.080	96.9	2:00.408	72.75	3.240	17:46:50.037

Weather / Track : Bright / Dry

Brands Hatch GP

Circuit Length = 2.4332 miles

Start: 17:36 Flag 17:51 End: 17:53

Motorsport News Saloons Combined with Cannons Tin Tops

QUALIFYING - RACE 6 - SECTOR ANALYSIS

SECTOR 1 = FL to I1, SECTOR 2 = I1 to I2, SECTOR 3 = I2 to FL, DIFF = Difference To Personal Best Lap

6 -	37.537	75.7	52.375	78.3	28.087	97.6	1:57.999 (2)	74.23	0.831	17:48:48.036
7 -	36.113	77.2	53.263	75.6	27.792	98.5	1:57.168 (1)	74.76		17:50:45.204
8 -	36.021	77.4	53.613	72.0	28.500	96.5	1:58.134 (3)	74.15	0.966	17:52:43.338

P38	72 T1	Tom BRIDGER				Rover 220 Turbo					
IDEAL LAP TIME : 1:58.082		BEST LAP TIME : 1:58.090				DIFFERENCE : 0.008					
LAP	SECTOR 1	SECTOR 2		SECTOR 3		LAP TIME	MPH	DIFF	TIME OF DAY		
1 -	OUTLAP	76.3	54.704	70.7	28.562	108.7	2:05.683	69.69	7.593	17:38:47.863	
2 -	37.011	86.4	52.509	73.7	28.570	97.2	1:58.090 (1)	74.17		17:40:45.953	
3 -	38.084	74.5	53.849	67.6	IN PIT		4:52.215 P	29.97	2:54.125	17:45:38.168	
4 -	OUTLAP	60.8	58.898	60.5	32.195	82.6	2:16.271	64.28	18.181	17:47:54.439	
5 -	41.763	71.6	1:03.156	60.0	32.541	86.8	2:17.460 (2)	63.72	19.370	17:50:11.899	

P39	22 A	Marcus BICKNELL				Ford Mustang Mach 1					
IDEAL LAP TIME : 1:57.070		BEST LAP TIME : 1:59.030				DIFFERENCE : 1.960					
LAP	SECTOR 1	SECTOR 2		SECTOR 3		LAP TIME	MPH	DIFF	TIME OF DAY		
1 -	OUTLAP	71.5	57.371	64.4	28.032	109.2	2:10.723	67.01	11.693	17:39:25.781	
2 -	37.653	76.8	54.265	68.2	27.441	103.7	1:59.359 (2)	73.39	0.329	17:41:25.140	
3 -	35.364	86.0	57.623	67.0	27.977	105.3	2:00.964 (3)	72.41	1.934	17:43:26.104	
4 -	35.972	77.1	55.024	71.0	28.034	103.0	1:59.030 (1)	73.59		17:45:25.134	

P40	10 T3	Terry WALLER				Peugeot 205 Gti					
IDEAL LAP TIME : 2:01.591		BEST LAP TIME : 2:01.964				DIFFERENCE : 0.373					
LAP	SECTOR 1	SECTOR 2		SECTOR 3		LAP TIME	MPH	DIFF	TIME OF DAY		
1 -	OUTLAP	66.5	1:00.965	59.2	32.050	93.2	2:17.965	63.49	16.001	17:38:47.146	
2 -	40.095	72.9	58.751	68.1	30.443	94.6	2:09.289	67.75	7.325	17:40:56.435	
3 -	39.265	71.7	56.314	68.7	29.558	94.9	2:05.137	70.00	3.173	17:43:01.572	
4 -	39.134	74.8	55.570	68.8	29.084	95.7	2:03.788 (3)	70.76	1.824	17:45:05.360	
5 -	37.751	76.4	54.995	69.0	29.319	94.7	2:02.065 (2)	71.76	0.101	17:47:07.425	
6 -	37.885	76.6	55.022	71.4	29.057	96.0	2:01.964 (1)	71.82		17:49:09.389	
7 -	40.072	69.6	56.706	72.3	28.845	96.0	2:05.623	69.73	3.659	17:51:15.012	

Motorsport News Saloons Combined with Cannons Tin Tops

QUALIFYING - RACE 6 - BEST SPEEDS

POS	INTERMEDIATE 1			INTERMEDIATE 2			FINISH LINE		
	NO	NAME	MPH	NO	NAME	MPH	NO	NAME	MPH
1	25	COWAN	103.4	28	WISE	91.6	44	BIRLEY	135.2
2	28	WISE	102.6	30	BUTLER	89.0	25	COWAN	131.3
3	44	BIRLEY	99.1	54	BANHAM	88.8	28	WISE	130.5
4	43	KNIGHT	98.3	89	CHITTENDEN	88.0	30	BUTLER	127.8
5	18	THOMSON	96.5	43	KNIGHT	86.4	51	SIDWELL	126.1
6	51	SIDWELL	95.3	199	HOSIER	85.7	43	KNIGHT	125.6
7	54	BANHAM	93.8	33	BASSETT	85.1	11	CRIPPS	125.4
8	11	CRIPPS	93.8	44	BIRLEY	85.0	14	TURNER	124.5
9	98	CHARLTON	93.7	29	ROTHERY	84.9	18	THOMSON	123.5
10	199	HOSIER	93.7	61	PELLIN	84.4	54	BANHAM	121.5
11	74	FAIRWEATHER	93.4	25	COWAN	83.1	69	DAVIES	120.2
12	30	BUTLER	93.2	69	DAVIES	82.9	45	SCOTT	118.5
13	29	ROTHERY	92.1	98	CHARLTON	82.7	89	CHITTENDEN	118.1
14	34	DANN	91.5	41	TAYLOR	82.3	98	CHARLTON	117.3
15	61	PELLIN	91.4	51	SIDWELL	82.3	34	DANN	116.3
16	14	TURNER	91.3	26	RICHARDS	82.3	199	HOSIER	116.3
17	26	RICHARDS	91.0	66	WINCH	82.2	74	FAIRWEATHER	114.7
18	89	CHITTENDEN	90.3	11	CRIPPS	82.0	29	ROTHERY	114.5
19	66	WINCH	89.9	78	EVERSON	81.5	61	PELLIN	114.1
20	45	SCOTT	89.8	79	DAY	81.5	26	RICHARDS	114.1
21	77	OSBORNE	89.7	18	THOMSON	81.5	32	MEW	113.9
22	69	DAVIES	89.1	111	ADAMS	81.0	77	OSBORNE	113.5
23	87	RICHARDSON	89.1	37	ANGELL	80.6	66	WINCH	113.1
24	111	ADAMS	87.3	6	ALFORD	79.7	87	RICHARDSON	112.7
25	33	BASSETT	87.2	45	SCOTT	79.4	37	ANGELL	109.2
26	6	ALFORD	87.1	5	STEEL	79.1	33	BASSETT	109.2
27	32	MEW	86.8	75	FORBES	79.1	22	BICKNELL	109.2
28	72	BRIDGER	86.4	14	TURNER	78.9	6	ALFORD	108.9
29	22	BICKNELL	86.0	87	RICHARDSON	78.8	72	BRIDGER	108.7
30	37	ANGELL	84.3	95	ELLIS	78.3	111	ADAMS	107.7
31	78	EVERSON	84.2	93	COLE	78.1	78	EVERSON	105.8
32	93	COLE	83.6	12	BROWN	77.5	93	COLE	105.5
33	5	STEEL	83.1	77	OSBORNE	77.4	132	MATTHEWS	105.3
34	132	MATTHEWS	82.9	132	MATTHEWS	77.4	5	STEEL	104.8
35	12	BROWN	82.7	34	DANN	76.9	12	BROWN	104.5
36	75	FORBES	81.9	74	FAIRWEATHER	76.5	75	FORBES	102.2
37	79	DAY	81.1	72	BRIDGER	73.7	79	DAY	101.8
38	41	TAYLOR	79.5	10	WALLER	72.3	41	TAYLOR	98.6
39	95	ELLIS	78.2	22	BICKNELL	71.0	95	ELLIS	98.5
40	10	WALLER	76.6	32	MEW	70.4	10	WALLER	96.0

Weather / Track : Bright / Dry

Brands Hatch GP

Circuit Length = 2.4332 miles

Start: 17:36 Flag 17:51 End: 17:53

Results can be found at www.tsl-timing.com

Printed - 17:56 Saturday, 12 September 2015

Motorsport News Saloons Combined with Cannons Tin Tops

QUALIFYING - RACE 6 - BEST SECTORS

SECTOR 1			SECTOR 2			SECTOR 3			IDEAL / BEST COMPARISON						
POS	NO	NAME	TIME	NO	NAME	TIME	NO	NAME	TIME	POS	NO	NAME	IDEAL	BEST	DIFF
													PERFECT LAP	1:38.517	
1	44	BIRLEY	31.312	44	BIRLEY	43.944	44	BIRLEY	23.261	1	44	BIRLEY	1:38.517	1:38.816	0.299
2	43	KNIGHT	31.674	43	KNIGHT	44.919	43	KNIGHT	23.715	2	43	KNIGHT	1:40.308	1:40.599	0.291
3	18	THOMSON	31.946	18	THOMSON	44.932	18	THOMSON	23.826	3	18	THOMSON	1:40.704	1:41.603	0.899
4	28	WISE	32.113	28	WISE	45.678	14	TURNER	24.139	4	28	WISE	1:42.023	1:42.514	0.491
5	30	BUTLER	32.555	89	CHITTENDEN	46.061	28	WISE	24.232	5	14	TURNER	1:43.205	1:43.816	0.611
6	26	RICHARDS	32.744	14	TURNER	46.163	30	BUTLER	24.275	6	30	BUTLER	1:43.324	1:43.486	0.162
7	51	SIDWELL	32.753	30	BUTLER	46.494	51	SIDWELL	24.432	7	89	CHITTENDEN	1:43.922	1:44.152	0.230
8	89	CHITTENDEN	32.900	54	BANHAM	47.249	199	HOSIER	24.494	8	51	SIDWELL	1:45.311	1:46.026	0.715
9	14	TURNER	32.903	69	DAVIES	47.616	69	DAVIES	24.815	9	11	CRIPPS	1:45.582	1:45.821	0.239
10	29	ROTHERY	32.993	11	CRIPPS	47.691	11	CRIPPS	24.815	10	69	DAVIES	1:45.879	1:46.294	0.415
11	11	CRIPPS	33.076	51	SIDWELL	48.126	89	CHITTENDEN	24.961	11	199	HOSIER	1:45.981	1:46.215	0.234
12	25	COWAN	33.118	25	COWAN	48.144	26	RICHARDS	24.966	12	25	COWAN	1:46.338	1:46.442	0.104
13	199	HOSIER	33.320	199	HOSIER	48.167	25	COWAN	25.076	13	54	BANHAM	1:46.804	1:46.804	0.000
14	34	DANN	33.328	29	ROTHERY	48.253	45	SCOTT	25.136	14	26	RICHARDS	1:47.008	1:47.052	0.044
15	69	DAVIES	33.448	98	CHARLTON	48.277	61	PELLIN	25.557	15	29	ROTHERY	1:47.041	1:48.036	0.995
16	98	CHARLTON	33.545	33	BASSETT	48.308	33	BASSETT	25.565	16	34	DANN	1:47.255	1:47.255	0.000
17	77	OSBORNE	33.604	34	DANN	48.332	34	DANN	25.595	17	98	CHARLTON	1:47.443	1:48.326	0.883
18	33	BASSETT	33.616	61	PELLIN	48.925	98	CHARLTON	25.621	18	33	BASSETT	1:47.489	1:47.823	0.334
19	61	PELLIN	33.742	45	SCOTT	48.965	54	BANHAM	25.705	19	61	PELLIN	1:48.224	1:48.576	0.352
20	111	ADAMS	33.768	87	RICHARDSON	49.153	29	ROTHERY	25.795	20	45	SCOTT	1:48.372	1:49.170	0.798
21	54	BANHAM	33.850	111	ADAMS	49.193	87	RICHARDSON	25.827	21	77	OSBORNE	1:48.794	1:48.948	0.154
22	5	STEEL	34.043	77	OSBORNE	49.219	77	OSBORNE	25.971	22	87	RICHARDSON	1:49.094	1:49.166	0.072
23	87	RICHARDSON	34.114	26	RICHARDS	49.298	32	MEW	26.034	23	111	ADAMS	1:49.274	1:49.968	0.694
24	45	SCOTT	34.271	74	FAIRWEATHER	49.896	66	WINCH	26.262	24	66	WINCH	1:50.946	1:51.392	0.446
25	79	DAY	34.572	66	WINCH	50.085	5	STEEL	26.271	25	5	STEEL	1:51.076	1:52.123	1.047
26	66	WINCH	34.599	75	FORBES	50.157	111	ADAMS	26.313	26	74	FAIRWEATHER	1:51.590	1:52.378	0.788
27	75	FORBES	34.616	5	STEEL	50.762	74	FAIRWEATHER	26.399	27	75	FORBES	1:51.912	1:53.032	1.120
28	6	ALFORD	35.105	79	DAY	50.869	79	DAY	26.858	28	79	DAY	1:52.299	1:52.821	0.522
29	74	FAIRWEATHER	35.295	32	MEW	51.187	6	ALFORD	27.106	29	32	MEW	1:52.595	1:53.200	0.605
30	22	BICKNELL	35.364	78	EVERSON	51.457	75	FORBES	27.139	30	6	ALFORD	1:53.997	1:54.349	0.352
31	32	MEW	35.374	93	COLE	51.685	78	EVERSON	27.189	31	78	EVERSON	1:54.272	1:54.279	0.007
32	41	TAYLOR	35.415	37	ANGELL	51.771	12	BROWN	27.309	32	37	ANGELL	1:55.216	1:55.940	0.724
33	37	ANGELL	35.585	6	ALFORD	51.786	132	MATTHEWS	27.316	33	93	COLE	1:55.539	1:55.539	0.000
34	78	EVERSON	35.626	132	MATTHEWS	52.240	22	BICKNELL	27.441	34	12	BROWN	1:55.677	1:56.178	0.501
35	12	BROWN	35.888	41	TAYLOR	52.290	93	COLE	27.715	35	132	MATTHEWS	1:55.732	1:56.281	0.549
36	95	ELLIS	36.021	95	ELLIS	52.375	95	ELLIS	27.792	36	41	TAYLOR	1:55.869	1:56.254	0.385
37	93	COLE	36.139	12	BROWN	52.480	37	ANGELL	27.860	37	95	ELLIS	1:56.188	1:57.168	0.980
38	132	MATTHEWS	36.176	72	BRIDGER	52.509	41	TAYLOR	28.164	38	22	BICKNELL	1:57.070	1:59.030	1.960
39	72	BRIDGER	37.011	22	BICKNELL	54.265	72	BRIDGER	28.562	39	72	BRIDGER	1:58.082	1:58.090	0.008
40	10	WALLER	37.751	10	WALLER	54.995	10	WALLER	28.845	40	10	WALLER	2:01.591	2:01.964	0.373

Weather / Track : Bright / Dry

Brands Hatch GP

Circuit Length = 2.4332 miles

Start: 17:36 Flag 17:51 End: 17:53

Results can be found at www.tsl-timing.com

Printed - 17:55 Saturday, 12 September 2015

Motorsport News Saloons Combined with Cannons Tin Tops

RACE 6 - GRID (15 minutes)

ROW 20	39	1:59.030	22 Marcus BICKNELL	40	2:01.964	10 Terry WALLER
ROW 19	37	1:57.168	95 Matt ELLIS	38	1:58.090	72 Tom BRIDGER
ROW 18	35	1:56.254	41 Rob TAYLOR	36	1:56.281	132 Adrian MATTHEWS
ROW 17	33	1:55.940	37 Ken ANGELL	34	1:56.178	12 Chris BROWN
ROW 16	31	1:54.349	6 James ALFORD	32	1:55.539	93 Gary COLE
ROW 15	29	1:53.200	32 Adam MEW	30	1:54.279	78 Steve EVERSON
ROW 14	27	1:52.821	79 Mikey DAY	28	1:53.032	75 Ben FORBES
ROW 13	25	1:52.123	5 Ryan STEEL	26	1:52.378	74 Sean FAIRWEATHER
ROW 12	23	1:49.968	111 Daniel ADAMS	24	1:51.392	66 Perry WINCH
ROW 11	21	1:49.166	87 Graham RICHARDSON	22	1:49.170	45 Martyn SCOTT
ROW 10	19	1:48.576	61 Cliff PELLIN	20	1:48.948	77 Peter OSBORNE
ROW 9	17	1:48.036	29 Steve ROTHERY	18	1:48.326	98 Dave CHARLTON
ROW 8	15	1:47.255	34 Steve DANN	16	1:47.823	33 Chris BASSETT
ROW 7	13	1:46.804	54 Andy BANHAM	14	1:47.052	26 Bill RICHARDS
ROW 6	11	1:46.294	69 Barnaby DAVIES	12	1:46.442	25 Daniel COWAN
ROW 5	9	1:46.026	51 Alex SIDWELL	10	1:46.215	199 Bob HOSIER
ROW 4	7	1:44.152	89 Mike CHITTENDEN	8	1:45.821	11 Mark CRIPPS
ROW 3	5	1:43.486	30 Ian BUTLER	6	1:43.816	14 Matthew TURNER
ROW 2	3	1:41.603	18 Gavin THOMSON	4	1:42.514	28 Malcolm WISE
ROW 1	1	1:38.816	44 Rod BIRLEY	2	1:40.599	43 Tom KNIGHT

Pole

Brands Hatch GP
Circuit Length = 2.4332 miles

These results are provisional until the conclusion of any judicial and technical matters.

Clerk Of Course :

Timekeeper :

Motorsport News Saloons Combined with Cannons Tin Tops

RACE 6 - CLASSIFICATION

POS	NO	CL	PIC NAME	ENTRY	LAPS	TIME	GAP	DIFF	MPH	BEST	ON
1	44	A	1 Rod BIRLEY	Ford Escort WRC	9	15:04.611			87.15	1:37.821	4
2	43	B	1 Tom KNIGHT	BMW E36 M3	9	15:06.587	1.976	1.976	86.96	1:37.973	5
3	28	A	2 Malcolm WISE	Ford Escort Cosworth	9	15:09.514	4.903	2.927	86.68	1:38.711	5
4	51	A	3 Alex SIDWELL	Holden Commodore	9	15:35.293	30.682	25.779	84.29	1:39.731	6
5	30	B	2 Ian BUTLER	Ford Focus	9	15:47.175	42.564	11.882	83.23	1:43.535	7
6	25	A	4 Daniel COWAN	Ford Sierra Cosworth	9	15:48.832	44.221	1.657	83.09	1:43.053	4
7	14	C	1 Matthew TURNER	BMW M3	9	15:52.741	48.130	3.909	82.74	1:43.168	7
8	69	T1	1 Barnaby DAVIES	Toyota Starlet GT	9	15:53.501	48.890	0.760	82.68	1:43.331	4
9	11	C	2 Mark CRIPPS	BMW M3	9	16:18.378	1:13.767	24.877	80.58	1:44.558	6
10	72	T1	2 Tom BRIDGER	Rover 220 Turbo	9	16:22.569	1:17.958	4.191	80.23	1:45.950	6
11	54	A	5 Andy BANHAM	Subaru Impreza	9	16:22.840	1:18.229	0.271	80.21	1:46.275	5
12	98	C	3 Dave CHARLTON	Seat Leon	9	16:23.362	1:18.751	0.522	80.17	1:46.441	6
13	33	T2	1 Chris BASSETT	Peugeot 205 Gti	9	16:23.756	1:19.145	0.394	80.14	1:46.936	6
14	77	T1	3 Peter OSBORNE	Vauxhall Astra VXR	9	16:36.361	1:31.750	12.605	79.12	1:47.798	5
15	26	D	1 Bill RICHARDS	Rover Mini Clubman	9	16:39.990	1:35.379	3.629	78.83	1:47.018	4
16	45	A	6 Martyn SCOTT	BMW E30	9	16:40.126	1:35.515	0.136	78.82	1:48.072	4
17	111	TP	1 Daniel ADAMS	Proton Satria	9	16:46.003	1:41.392	5.877	78.36	1:49.003	5
18	79	T3	1 Mikey DAY	Citroen Saxo	9	16:56.080	1:51.469	10.077	77.59	1:51.184	8
19	87	T2	2 Graham RICHARDSON	Honda Civic Type R	9	18:03.219	2:58.608	1:07.139	72.78	1:48.338	5
20	5	T3	2 Ryan STEEL	Citroen Saxo	8	15:08.822	1 Lap	1 Lap	77.10	1:49.545	6
21	74	C	4 Sean FAIRWEATHER	Ford Sierra	8	15:14.874	1 Lap	6.052	76.59	1:50.476	8
22	66	D	2 Perry WINCH	Renault Clio Cup	8	15:17.328	1 Lap	2.454	76.39	1:50.716	8
23	78	T3	3 Steve EVERSON	Citroen Saxo	8	15:24.623	1 Lap	7.295	75.79	1:51.780	6
24	37	T1	4 Ken ANGELL	BMW E36 328i	8	15:30.644	1 Lap	6.021	75.30	1:52.676	6
25	6	TP	2 James ALFORD	Renault Clio 172 Cup	8	15:31.361	1 Lap	0.717	75.24	1:53.549	4
26	22	A	7 Marcus BICKNELL	Ford Mustang Mach 1	8	15:38.478	1 Lap	7.117	74.67	1:49.844	8
27	93	E	1 Gary COLE	Citroen BX	8	15:55.186	1 Lap	16.708	73.36	1:56.073	4
28	132	TP	3 Adrian MATTHEWS	Ford Puma	8	15:55.294	1 Lap	0.108	73.35	1:55.848	5
29	95	T3	4 Matt ELLIS	Citroen Saxo VTR	8	15:57.519	1 Lap	2.225	73.18	1:54.955	5
30	10	T3	5 Terry WALLER	Peugeot 205 Gti	8	16:06.383	1 Lap	8.864	72.51	1:57.664	8
31	41	T3	6 Rob TAYLOR	Ford Fiesta XR2i	8	16:14.018	1 Lap	7.635	71.94	1:56.058	4

NOT CLASSIFIED

DNF	89	C	Mike CHITTENDEN	BMW M3	8	14:37.142	1 Lap		79.89	1:43.890	5
DNF	18	C	Gavin THOMSON	Peugeot 2015	7	11:56.117	2 Laps	1 Lap	85.62	1:39.736	5
DNF	12	T3	Chris BROWN	Ford Fiesta XR2	6	11:38.012	3 Laps	1 Lap	75.29	1:53.408	4
DNF	75	T3	Ben FORBES	Citroen Saxo	3	5:54.761	6 Laps	3 Laps	74.07	1:54.775	3
DNF	32	A	Adam MEW	Ford Escort	2	3:56.404	7 Laps	1 Lap	74.10	1:51.413	2
DNF	199	C	Bob HOSIER	Seat Leon	1	1:56.091	8 Laps	1 Lap	75.45	1:56.091	1
DNF	61	TP	Cliff PELLIN	Ford Fiesta ST150	0						
DNF	34	B	Steve DANN	VW Golf	0						

FASTEST LAP

44	A	Rod BIRLEY	Ford Escort WRC	4	1:37.821	89.54 mph	144.11 kph
43	B	Tom KNIGHT	BMW E36 M3	5	1:37.973	89.41 mph	143.89 kph
18	C	Gavin THOMSON	Peugeot 2015	5	1:39.736	87.83 mph	141.34 kph
69	T1	Barnaby DAVIES	Toyota Starlet GT	4	1:43.331	84.77 mph	136.43 kph
33	T2	Chris BASSETT	Peugeot 205 Gti	6	1:46.936	81.91 mph	131.83 kph
26	D	Bill RICHARDS	Rover Mini Clubman	4	1:47.018	81.85 mph	131.73 kph
111	TP	Daniel ADAMS	Proton Satria	5	1:49.003	80.36 mph	129.33 kph
5	T3	Ryan STEEL	Citroen Saxo	6	1:49.545	79.96 mph	128.69 kph
93	E	Gary COLE	Citroen BX	4	1:56.073	75.46 mph	121.45 kph

Weather / Track : Cloudy / Dry

These results are provisional until the conclusion of any judicial and technical matters.

Brands Hatch GP

Circuit Length = 2.4332 miles

Start: 10:46 Flag 11:01 End: 11:05

Clerk Of Course :	Timekeeper :
-------------------	--------------

Motorsport News Saloons Combined with Cannons Tin Tops

RACE 6 - SECTOR ANALYSIS

SECTOR 1 = FL to I1, SECTOR 2 = I1 to I2, SECTOR 3 = I2 to FL, DIFF = Difference To Personal Best Lap

P1 44 A Rod BIRLEY		Ford Escort WRC									
IDEAL LAP TIME : 1:37.821		BEST LAP TIME : 1:37.821		DIFFERENCE : 0.000							
LAP	SECTOR 1		SECTOR 2		SECTOR 3		LAP TIME	MPH	DIFF	TIME OF DAY	
1 -		91.8		45.779		24.440	131.5	1:46.766	82.04	8.945	10:48:34.348
2 -	31.843	95.4		44.672		23.942	131.8	1:40.457	87.19	2.636	10:50:14.805
3 -	31.560	93.3		44.706		24.063	132.3	1:40.329	87.31	2.508	10:51:55.134
4 -	31.025	98.5		43.477		23.319	133.9	1:37.821 (1)	89.54		10:53:32.955
5 -	31.219	98.9		43.516		23.534	132.6	1:38.269 (2)	89.14	0.448	10:55:11.224
6 -	31.141	98.2		44.139		23.550	130.8	1:38.830 (3)	88.63	1.009	10:56:50.054
7 -	31.958	96.6		43.532		23.408	134.4	1:38.898	88.57	1.077	10:58:28.952
8 -	31.851	99.7		44.800		24.182	132.3	1:40.833	86.87	3.012	11:00:09.785
9 -	32.066	93.4		45.455		24.887	100.6	1:42.408	85.53	4.587	11:01:52.193

P2 43 B Tom KNIGHT		BMW E36 M3									
IDEAL LAP TIME : 1:37.883		BEST LAP TIME : 1:37.973		DIFFERENCE : 0.090							
LAP	SECTOR 1		SECTOR 2		SECTOR 3		LAP TIME	MPH	DIFF	TIME OF DAY	
1 -		92.1		46.948		24.145	124.2	1:48.011	81.10	10.038	10:48:35.593
2 -	32.163	95.4		45.172	82.8	24.150	123.8	1:41.485	86.31	3.512	10:50:17.078
3 -	31.260	97.6		44.275		23.691	123.8	1:39.226 (3)	88.28	1.253	10:51:56.304
4 -	31.183	98.9		43.758		23.672	124.5	1:38.613 (2)	88.83	0.640	10:53:34.917
5 -	31.002	100.6		43.410		23.561	124.5	1:37.973 (1)	89.41		10:55:12.890
6 -	30.943	100.1		44.375		23.921	123.8	1:39.239	88.27	1.266	10:56:52.129
7 -	32.182	99.7		43.987		23.530	124.2	1:39.699	87.86	1.726	10:58:31.828
8 -	31.652	99.4		44.979		24.060	124.5	1:40.691	86.99	2.718	11:00:12.519
9 -	31.920	96.4		45.892		23.838	117.7	1:41.650	86.17	3.677	11:01:54.169

P3 28 A Malcolm WISE		Ford Escort Cosworth									
IDEAL LAP TIME : 1:38.064		BEST LAP TIME : 1:38.711		DIFFERENCE : 0.647							
LAP	SECTOR 1		SECTOR 2		SECTOR 3		LAP TIME	MPH	DIFF	TIME OF DAY	
1 -		92.8		46.031		24.097	133.6	1:47.416	81.55	8.705	10:48:34.998
2 -	32.215	98.3		45.366	86.1	24.676	118.7	1:42.257	85.66	3.546	10:50:17.255
3 -	31.503	99.5		44.877	91.0	24.139	132.6	1:40.519	87.14	1.808	10:51:57.774
4 -	30.934	103.7		44.899	93.0	23.761	133.4	1:39.594 (3)	87.95	0.883	10:53:37.368
5 -	31.087	105.1		44.266	86.1	23.358	134.2	1:38.711 (1)	88.74		10:55:16.079
6 -	30.830	106.0		44.145		24.035	132.3	1:39.010 (2)	88.47	0.299	10:56:55.089
7 -	32.582	81.3		45.842	89.5	23.417	135.2	1:41.841	86.01	3.130	10:58:36.930
8 -	30.836	105.5		45.812	84.6	23.380	135.0	1:40.028	87.57	1.317	11:00:16.958
9 -	31.308	103.8		45.741	86.4	23.089	130.5	1:40.138	87.47	1.427	11:01:57.096

P4 51 A Alex SIDWELL		Holden Commodore									
IDEAL LAP TIME : 1:38.786		BEST LAP TIME : 1:39.731		DIFFERENCE : 0.945							
LAP	SECTOR 1		SECTOR 2		SECTOR 3		LAP TIME	MPH	DIFF	TIME OF DAY	
1 -		87.2		48.476		24.746	129.0	1:53.577	77.12	13.846	10:48:41.159
2 -	33.362	93.3		46.380		23.590	132.1	1:43.332	84.77	3.601	10:50:24.491
3 -	32.001	97.1		45.762		24.306	129.3	1:42.069	85.82	2.338	10:52:06.560
4 -	33.017	98.6		44.188		23.127	135.8	1:40.332 (3)	87.30	0.601	10:53:46.892
5 -	31.474	96.5		45.273		23.210	132.6	1:39.957 (2)	87.63	0.226	10:55:26.849
6 -	31.471	100.0		44.706		23.554	130.3	1:39.731 (1)	87.83		10:57:06.580
7 -	33.064	92.6		48.260		24.068	127.5	1:45.392	83.11	5.661	10:58:51.972
8 -	33.644	85.5		49.807		24.228	124.5	1:47.679	81.35	7.948	11:00:39.651
9 -	32.832	92.5		46.295		24.097	114.7	1:43.224	84.86	3.493	11:02:22.875

P5 30 B Ian BUTLER		Ford Focus									
IDEAL LAP TIME : 1:43.241		BEST LAP TIME : 1:43.535		DIFFERENCE : 0.294							
LAP	SECTOR 1		SECTOR 2		SECTOR 3		LAP TIME	MPH	DIFF	TIME OF DAY	
1 -		83.7		47.547		24.621	126.1	1:50.913	78.97	7.378	10:48:38.495
2 -	32.842	92.1		46.999		24.425	126.8	1:44.266	84.01	0.731	10:50:22.761
3 -	32.746	91.3		46.308		24.641	126.3	1:43.695 (3)	84.47	0.160	10:52:06.456
4 -	33.144	90.4		47.052		24.187	124.7	1:44.383	83.92	0.848	10:53:50.839

Brands Hatch GP

Circuit Length = 2.4332 miles

Start: 10:46 Flag 11:01 End: 11:05

Weather / Track : Cloudy / Dry

Motorsport News Saloons Combined with Cannons Tin Tops

RACE 6 - SECTOR ANALYSIS

SECTOR 1 = FL to I1, SECTOR 2 = I1 to I2, SECTOR 3 = I2 to FL, DIFF = Difference To Personal Best Lap

5 -	32.799	92.4	46.533	24.320	126.6	1:43.652 (2)	84.51	0.117	10:55:34.491
6 -	33.010	94.3	46.557	24.211	126.3	1:43.778	84.40	0.243	10:57:18.269
7 -	32.773	92.0	46.470	24.292	127.0	1:43.535 (1)	84.60		10:59:01.804
8 -	33.141	92.5	46.711	24.686	125.9	1:44.538	83.79	1.003	11:00:46.342
9 -	34.450	89.8	48.060	25.905	117.9	1:48.415	80.79	4.880	11:02:34.757

P6		25 A		Daniel COWAN		Ford Sierra Cosworth				
IDEAL LAP TIME : 1:42.072		BEST LAP TIME : 1:43.053		DIFFERENCE : 0.981						
LAP	SECTOR 1		SECTOR 2		SECTOR 3		LAP TIME	MPH	DIFF	TIME OF DAY
1 -		96.5		50.535	24.430	134.7	1:56.101	75.44	13.048	10:48:43.683
2 -	32.703	103.7		46.644	24.234	129.0	1:43.581	84.56	0.528	10:50:27.264
3 -	33.360	93.2		47.734	24.271	122.2	1:45.365	83.13	2.312	10:52:12.629
4 -	32.370	98.3		46.546	24.137	123.1	1:43.053 (1)	85.00		10:53:55.682
5 -	32.844	97.5		47.538	23.946	127.8	1:44.328	83.96	1.275	10:55:40.010
6 -	32.856	93.4		46.412	23.817	127.5	1:43.085 (2)	84.97	0.032	10:57:23.095
7 -	32.928	93.2		46.194	24.046	131.8	1:43.168 (3)	84.90	0.115	10:59:06.263
8 -	33.082	90.1		47.958	24.530	124.2	1:45.570	82.97	2.517	11:00:51.833
9 -	33.191	96.8		47.882	23.508	121.3	1:44.581	83.76	1.528	11:02:36.414

P7		14 C		Matthew TURNER		BMW M3					
IDEAL LAP TIME : 1:43.156		BEST LAP TIME : 1:43.168		DIFFERENCE : 0.012							
LAP	SECTOR 1		SECTOR 2		SECTOR 3		LAP TIME	MPH	DIFF	TIME OF DAY	
1 -		93.7		48.257	74.2	24.895	121.7	1:51.654	78.45	8.486	10:48:39.236
2 -	33.797	92.0		47.393	76.2	24.925	122.4	1:46.115	82.55	2.947	10:50:25.351
3 -	33.683	93.3		47.078	74.8	25.291	120.9	1:46.052	82.59	2.884	10:52:11.403
4 -	33.069	93.4		47.374	79.4	24.782	122.6	1:45.225	83.24	2.057	10:53:56.628
5 -	33.067	93.2		46.673	74.8	24.537	123.1	1:44.277 (3)	84.00	1.109	10:55:40.905
6 -	32.964	93.8		46.090	81.6	24.282	123.5	1:43.336 (2)	84.77	0.168	10:57:24.241
7 -	32.866	93.5		46.008	80.2	24.294	123.1	1:43.168 (1)	84.90		10:59:07.409
8 -	33.145	92.8		48.356	78.3	24.576	121.1	1:46.077	82.58	2.909	11:00:53.486
9 -	33.816	81.7		48.272	77.4	24.749	111.1	1:46.837	81.99	3.669	11:02:40.323

P8		69 T1		Barnaby DAVIES		Toyota Starlet GT				
IDEAL LAP TIME : 1:43.281		BEST LAP TIME : 1:43.331		DIFFERENCE : 0.050						
LAP	SECTOR 1		SECTOR 2		SECTOR 3		LAP TIME	MPH	DIFF	TIME OF DAY
1 -		92.8		48.235	25.756	119.6	1:53.819	76.96	10.488	10:48:41.401
2 -	33.901	92.1		48.127	25.042	119.6	1:47.070	81.81	3.739	10:50:28.471
3 -	33.415	92.5		46.880	25.063	119.4	1:45.358	83.14	2.027	10:52:13.829
4 -	32.760	93.9		46.021	24.550	120.2	1:43.331 (1)	84.77		10:53:57.160
5 -	32.941	94.1		46.526	24.854	118.7	1:44.321	83.97	0.990	10:55:41.481
6 -	33.109	93.4		46.251	24.513	119.1	1:43.873 (3)	84.33	0.542	10:57:25.354
7 -	32.847	95.1		46.391	24.541	119.1	1:43.779 (2)	84.40	0.448	10:59:09.133
8 -	33.025	93.9		48.743	24.500	120.4	1:46.268	82.43	2.937	11:00:55.401
9 -	33.205	87.4		47.451	25.026	119.6	1:45.682	82.88	2.351	11:02:41.083

P9		11 C		Mark CRIPPS		BMW M3					
IDEAL LAP TIME : 1:44.558		BEST LAP TIME : 1:44.558		DIFFERENCE : 0.000							
LAP	SECTOR 1		SECTOR 2		SECTOR 3		LAP TIME	MPH	DIFF	TIME OF DAY	
1 -		91.9		50.272	81.6	25.388	122.0	1:55.920	75.56	11.362	10:48:43.502
2 -	34.343	89.8		49.108	76.5	25.176	119.4	1:48.627	80.64	4.069	10:50:32.129
3 -	33.572	91.6		47.847	80.6	25.340	120.2	1:46.759 (2)	82.05	2.201	10:52:18.888
4 -	33.485	93.5		48.301	78.3	25.146	120.4	1:46.932 (3)	81.91	2.374	10:54:05.820
5 -	33.705	93.5		48.214	77.2	25.252	120.4	1:47.171	81.73	2.613	10:55:52.991
6 -	32.821	91.8		46.937	82.2	24.800	121.5	1:44.558 (1)	83.77		10:57:37.549
7 -	33.275	92.9		50.369	71.2	25.986	122.2	1:49.630	79.90	5.072	10:59:27.179
8 -	34.600	82.4		49.390	75.2	25.540	122.2	1:49.530	79.97	4.972	11:01:16.709
9 -	33.846	89.0		49.479	73.5	25.926	119.6	1:49.251	80.18	4.693	11:03:05.960

Weather / Track : Cloudy / Dry

Brands Hatch GP

Circuit Length = 2.4332 miles

Start: 10:46 Flag 11:01 End: 11:05

Motorsport News Saloons Combined with Cannons Tin Tops

RACE 6 - SECTOR ANALYSIS

SECTOR 1 = FL to I1, SECTOR 2 = I1 to I2, SECTOR 3 = I2 to FL, DIFF = Difference To Personal Best Lap

P10 72 T1 Tom BRIDGER		Rover 220 Turbo							
IDEAL LAP TIME : 1:45.496		BEST LAP TIME : 1:45.950		DIFFERENCE : 0.454					
LAP	SECTOR 1	SECTOR 2	SECTOR 3	LAP TIME	MPH	DIFF	TIME OF DAY		
1 -		79.2	50.318	25.335	118.9	2:02.022	71.78	16.072	10:48:49.604
2 -	34.333	76.9	49.955	25.752	115.1	1:50.040	79.60	4.090	10:50:39.644
3 -	33.587	94.2	48.353	25.948	113.1	1:47.888	81.19	1.938	10:52:27.532
4 -	33.216	92.9	47.749	25.421	115.1	1:46.386 (2)	82.34	0.436	10:54:13.918
5 -	32.911	92.9	48.363	25.353	113.7	1:46.627 (3)	82.15	0.677	10:56:00.545
6 -	32.640	88.7	48.203	25.107	112.7	1:45.950 (1)	82.67		10:57:46.495
7 -	34.004	91.1	48.369	25.419	114.7	1:47.792	81.26	1.842	10:59:34.287
8 -	33.141	93.4	48.483	26.273	112.4	1:47.897	81.18	1.947	11:01:22.184
9 -	33.413	82.7	48.826	25.728	112.9	1:47.967	81.13	2.017	11:03:10.151

P11 54 A Andy BANHAM		Subaru Impreza							
IDEAL LAP TIME : 1:45.892		BEST LAP TIME : 1:46.275		DIFFERENCE : 0.383					
LAP	SECTOR 1	SECTOR 2	SECTOR 3	LAP TIME	MPH	DIFF	TIME OF DAY		
1 -		88.4	50.724	26.316	118.5	1:58.775	73.75	12.500	10:48:46.357
2 -	34.238	92.0	48.934	26.033	117.9	1:49.205	80.21	2.930	10:50:35.562
3 -	33.421	93.2	48.489	26.148	116.9	1:48.058	81.06	1.783	10:52:23.620
4 -	33.668	93.9	48.338	25.302	117.9	1:47.308 (3)	81.63	1.033	10:54:10.928
5 -	33.272	94.5	47.542	25.461	119.4	1:46.275 (1)	82.42		10:55:57.203
6 -	33.048	91.3	48.301	25.623	117.9	1:46.972 (2)	81.88	0.697	10:57:44.175
7 -	33.328	93.0	48.375	25.726	117.3	1:47.429	81.54	1.154	10:59:31.604
8 -	34.256	91.8	49.123	26.317	117.5	1:49.696	79.85	3.421	11:01:21.300
9 -	33.955	90.6	48.971	26.196	115.5	1:49.122	80.27	2.847	11:03:10.422

P12 98 C Dave CHARLTON		Seat Leon								
IDEAL LAP TIME : 1:45.848		BEST LAP TIME : 1:46.441		DIFFERENCE : 0.593						
LAP	SECTOR 1	SECTOR 2	SECTOR 3	LAP TIME	MPH	DIFF	TIME OF DAY			
1 -		83.4	50.731	81.8	25.821	118.7	1:59.737	73.15	13.296	10:48:47.319
2 -	34.690	85.2	48.238	79.7	26.365	116.3	1:49.293	80.15	2.852	10:50:36.612
3 -	33.729	90.1	47.601	79.6	26.557	102.2	1:47.887	81.19	1.446	10:52:24.499
4 -	33.226	92.4	48.296	79.7	25.614	115.5	1:47.136 (3)	81.76	0.695	10:54:11.635
5 -	33.106	94.9	47.633	74.8	26.157	109.2	1:46.896 (2)	81.94	0.455	10:55:58.531
6 -	32.910	93.9	47.816	77.2	25.715	108.5	1:46.441 (1)	82.29		10:57:44.972
7 -	33.085	90.3	48.354	76.2	26.054	107.8	1:47.493	81.49	1.052	10:59:32.465
8 -	34.396	87.0	48.565	76.3	27.105	112.0	1:50.066	79.58	3.625	11:01:22.531
9 -	33.440	89.7	49.636	80.3	25.337	114.9	1:48.413	80.80	1.972	11:03:10.944

P13 33 T2 Chris BASSETT		Peugeot 205 Gti								
IDEAL LAP TIME : 1:46.900		BEST LAP TIME : 1:46.936		DIFFERENCE : 0.036						
LAP	SECTOR 1	SECTOR 2	SECTOR 3	LAP TIME	MPH	DIFF	TIME OF DAY			
1 -		84.6	50.694	83.3	25.965	110.1	1:59.327	73.41	12.391	10:48:46.909
2 -	34.627	86.2	49.071	83.0	26.316	109.1	1:50.014	79.62	3.078	10:50:36.923
3 -	33.583	88.6	47.949	84.8	26.310	108.4	1:47.842	81.22	0.906	10:52:24.765
4 -	33.525	88.7	48.107	82.0	25.752	109.2	1:47.384 (2)	81.57	0.448	10:54:12.149
5 -	33.585	88.6	48.298	82.4	25.593	108.9	1:47.476 (3)	81.50	0.540	10:55:59.625
6 -	33.358	89.9	47.972	83.9	25.606	108.4	1:46.936 (1)	81.91		10:57:46.561
7 -	33.852	87.7	48.701	82.1	25.771	109.1	1:48.324	80.86	1.388	10:59:34.885
8 -	33.912	86.5	48.318	84.5	25.853	109.4	1:48.083	81.04	1.147	11:01:22.968
9 -	33.805	88.1	48.151	83.1	26.414	106.5	1:48.370	80.83	1.434	11:03:11.338

P14 77 T1 Peter OSBORNE		Vauxhall Astra VXR							
IDEAL LAP TIME : 1:47.789		BEST LAP TIME : 1:47.798		DIFFERENCE : 0.009					
LAP	SECTOR 1	SECTOR 2	SECTOR 3	LAP TIME	MPH	DIFF	TIME OF DAY		
1 -		84.9	50.768	26.373	111.8	2:00.553	72.66	12.755	10:48:48.135
2 -	34.342	78.2	49.476	26.302	111.2	1:50.120	79.54	2.322	10:50:38.255
3 -	33.654	90.0	49.420	26.160	110.5	1:49.234	80.19	1.436	10:52:27.489
4 -	33.912	91.1	48.844	25.854	111.6	1:48.610 (3)	80.65	0.812	10:54:16.099

Brands Hatch GP

Circuit Length = 2.4332 miles

Start: 10:46 Flag 11:01 End: 11:05

Weather / Track : Cloudy / Dry

Motorsport News Saloons Combined with Cannons Tin Tops

RACE 6 - SECTOR ANALYSIS

SECTOR 1 = FL to I1, SECTOR 2 = I1 to I2, SECTOR 3 = I2 to FL, DIFF = Difference To Personal Best Lap

5 -	33.354	92.4	48.704	25.740	111.6	1:47.798 (1)	81.26			10:56:03.897
6 -	33.720	90.6	48.931	25.829	111.1	1:48.480 (2)	80.75	0.682		10:57:52.377
7 -	33.345	90.9	50.388	26.239	111.4	1:49.972	79.65	2.174		10:59:42.349
8 -	34.491	87.1	50.701	26.399	112.0	1:51.591	78.49	3.793		11:01:33.940
9 -	34.280	82.6	49.690	26.033	111.2	1:50.003	79.63	2.205		11:03:23.943

P15 26 D		Bill RICHARDS		Rover Mini Clubman							
IDEAL LAP TIME : 1:46.876		BEST LAP TIME : 1:47.018		DIFFERENCE : 0.142							
LAP	SECTOR 1	SECTOR 2	SECTOR 3	LAP TIME	MPH	DIFF	TIME OF DAY				
1 -		86.7	50.445	79.1	26.217	110.7	1:59.040	73.58	12.022	10:48:46.622	
2 -	34.345	87.6	48.956	82.3	28.129	111.6	1:51.430	78.61	4.412	10:50:38.052	
3 -	32.875	90.5	49.368	82.9	26.096	111.4	1:48.339 (3)	80.85	1.321	10:52:26.391	
4 -	33.017	91.5	48.376	79.9	25.625	112.5	1:47.018 (1)	81.85		10:54:13.409	
5 -	33.001	91.8	48.459	80.5	25.922	114.5	1:47.382 (2)	81.57	0.364	10:56:00.791	
6 -	33.360	91.0	49.709	79.8	25.856	110.9	1:48.925	80.42	1.907	10:57:49.716	
7 -	33.854	89.5	50.176	73.9	26.473	109.6	1:50.503	79.27	3.485	10:59:40.219	
8 -	35.021	85.7	51.818	81.0	26.454	108.5	1:53.293	77.32	6.275	11:01:33.512	
9 -	34.851	62.3	52.769	79.7	26.440	97.1	1:54.060	76.80	7.042	11:03:27.572	

P16 45 A		Martyn SCOTT		BMW E30							
IDEAL LAP TIME : 1:48.072		BEST LAP TIME : 1:48.072		DIFFERENCE : 0.000							
LAP	SECTOR 1	SECTOR 2	SECTOR 3	LAP TIME	MPH	DIFF	TIME OF DAY				
1 -		85.0	51.372	78.6	25.759	118.1	2:00.951	72.42	12.879	10:48:48.533	
2 -	35.077	80.0	49.909	75.2	25.763	116.7	1:50.749	79.09	2.677	10:50:39.282	
3 -	34.792	88.3	49.086	81.9	26.276	117.5	1:50.154	79.52	2.082	10:52:29.436	
4 -	33.953	88.4	48.388	77.3	25.731	116.9	1:48.072 (1)	81.05		10:54:17.508	
5 -	34.251	89.5	48.806	76.0	25.775	115.9	1:48.832 (2)	80.48	0.760	10:56:06.340	
6 -	34.787	88.0	49.419	74.4	26.088	115.9	1:50.294	79.42	2.222	10:57:56.634	
7 -	34.458	87.2	49.287	73.1	26.134	116.3	1:49.879 (3)	79.72	1.807	10:59:46.513	
8 -	34.838	82.8	49.906	76.0	25.989	116.5	1:50.733	79.10	2.661	11:01:37.246	
9 -	35.014	87.0	49.216	77.4	26.232	114.5	1:50.462	79.30	2.390	11:03:27.708	

P17 111 TP		Daniel ADAMS		Proton Satria							
IDEAL LAP TIME : 1:48.518		BEST LAP TIME : 1:49.003		DIFFERENCE : 0.485							
LAP	SECTOR 1	SECTOR 2	SECTOR 3	LAP TIME	MPH	DIFF	TIME OF DAY				
1 -		82.9	51.648		26.393	105.8	2:01.984	71.81	12.981	10:48:49.566	
2 -	34.950	81.8	49.589		27.371	104.0	1:51.910	78.27	2.907	10:50:41.476	
3 -	33.794	88.1	49.219		26.703	104.5	1:49.716	79.84	0.713	10:52:31.192	
4 -	33.994	88.3	48.801		26.500	103.0	1:49.295 (2)	80.14	0.292	10:54:20.487	
5 -	33.994	87.7	48.786		26.223	104.2	1:49.003 (1)	80.36		10:56:09.490	
6 -	33.741	88.1	49.825		26.563	105.3	1:50.129	79.54	1.126	10:57:59.619	
7 -	33.509	87.2	49.226		26.956	105.0	1:49.691 (3)	79.85	0.688	10:59:49.310	
8 -	34.232	86.5	49.953		26.651	103.5	1:50.836	79.03	1.833	11:01:40.146	
9 -	34.612	86.4	50.141		28.686	88.7	1:53.439	77.22	4.436	11:03:33.585	

P18 79 T3		Mikey DAY		Citroen Saxo							
IDEAL LAP TIME : 1:50.837		BEST LAP TIME : 1:51.184		DIFFERENCE : 0.347							
LAP	SECTOR 1	SECTOR 2	SECTOR 3	LAP TIME	MPH	DIFF	TIME OF DAY				
1 -		80.3	51.493		26.923	103.2	2:03.245	71.07	12.061	10:48:50.827	
2 -	34.329	82.2	50.566		26.863	101.6	1:51.758	78.38	0.574	10:50:42.585	
3 -	34.506	82.2	50.591		26.659	101.8	1:51.756	78.38	0.572	10:52:34.341	
4 -	34.488	82.7	50.541		26.698	102.4	1:51.727	78.40	0.543	10:54:26.068	
5 -	34.392	82.4	50.400		26.835	101.9	1:51.627	78.47	0.443	10:56:17.695	
6 -	34.331	82.3	49.876		26.990	101.6	1:51.197 (2)	78.77	0.013	10:58:08.892	
7 -	34.329	82.2	49.940		27.107	102.1	1:51.376 (3)	78.65	0.192	11:00:00.268	
8 -	34.566	82.0	49.986		26.632	101.9	1:51.184 (1)	78.78		11:01:51.452	
9 -	34.490	81.8	50.221		27.499	94.5	1:52.210	78.06	1.026	11:03:43.662	

Weather / Track : Cloudy / Dry

Brands Hatch GP

Circuit Length = 2.4332 miles

Start: 10:46 Flag 11:01 End: 11:05

Motorsport News Saloons Combined with Cannons Tin Tops

RACE 6 - SECTOR ANALYSIS

SECTOR 1 = FL to I1, SECTOR 2 = I1 to I2, SECTOR 3 = I2 to FL, DIFF = Difference To Personal Best Lap

P19 87 T2		Graham RICHARDSON			Honda Civic Type R				
IDEAL LAP TIME : 1:47.837		BEST LAP TIME : 1:48.338			DIFFERENCE : 0.501				
LAP	SECTOR 1	SECTOR 2	SECTOR 3	LAP TIME	MPH	DIFF	TIME OF DAY		
1 -		78.6	52.619	27.064	109.8	2:04.959	70.10	16.621	10:48:52.541
2 -	34.643	85.4	49.740	26.580	111.4	1:50.963	78.94	2.625	10:50:43.504
3 -	34.358	88.3	48.860	26.472	111.4	1:49.690	79.85	1.352	10:52:33.194
4 -	34.141	88.5	48.587	26.251	110.9	1:48.979 (3)	80.38	0.641	10:54:22.173
5 -	34.034	88.3	48.351	25.953	112.0	1:48.338 (1)	80.85		10:56:10.511
6 -	33.533	89.8	48.755	26.250	111.2	1:48.538 (2)	80.70	0.200	10:57:59.049
7 -	34.503	86.8	48.622	26.112	111.4	1:49.237	80.19	0.899	10:59:48.286
8 -	36.684	66.1	50.970	26.869	111.1	1:54.523	76.48	6.185	11:01:42.809
9 -	34.975	87.4	55.169	1:37.848	47.9	3:07.992	46.59	1:19.654	11:04:50.801

P20 5 T3		Ryan STEEL			Citroen Saxo					
IDEAL LAP TIME : 1:49.396		BEST LAP TIME : 1:49.545			DIFFERENCE : 0.149					
LAP	SECTOR 1	SECTOR 2	SECTOR 3	LAP TIME	MPH	DIFF	TIME OF DAY			
1 -		81.4	52.757	27.626	103.4	2:06.099	69.46	16.554	10:48:53.681	
2 -	34.943	85.1	50.227	29.238	96.8	1:54.408	76.56	4.863	10:50:48.089	
3 -	35.052	83.7	50.006	27.867	100.3	1:52.925	77.57	3.380	10:52:41.014	
4 -	34.437	85.0	49.534	26.841	102.1	1:50.812 (3)	79.05	1.267	10:54:31.826	
5 -	34.176	84.6	48.881	80.8	26.597	103.2	1:49.654 (2)	79.88	0.109	10:56:21.480
6 -	33.918	84.6	48.957	26.670	102.9	1:49.545 (1)	79.96		10:58:11.025	
7 -	33.920	84.6	50.331	27.200	102.7	1:51.451	78.59	1.906	11:00:02.476	
8 -	34.431	84.2	52.320	27.177	102.2	1:53.928	76.88	4.383	11:01:56.404	

P21 74 C		Sean FAIRWEATHER			Ford Sierra					
IDEAL LAP TIME : 1:50.333		BEST LAP TIME : 1:50.476			DIFFERENCE : 0.143					
LAP	SECTOR 1	SECTOR 2	SECTOR 3	LAP TIME	MPH	DIFF	TIME OF DAY			
1 -		76.2	55.900	27.139	112.7	2:09.994	67.38	19.518	10:48:57.576	
2 -	37.117	86.1	51.674	77.6	26.837	112.9	1:55.628	75.75	5.152	10:50:53.204
3 -	35.136	89.4	50.879	75.4	26.268	115.3	1:52.283	78.01	1.807	10:52:45.487
4 -	35.726	91.4	50.308	26.133	118.1	1:52.167	78.09	1.691	10:54:37.654	
5 -	34.868	91.0	49.982	76.5	25.832	114.7	1:50.682 (2)	79.14	0.206	10:56:28.336
6 -	34.963	91.0	49.906	27.064	105.8	1:51.933	78.25	1.457	10:58:20.269	
7 -	34.757	93.2	50.478	26.476	115.7	1:51.711 (3)	78.41	1.235	11:00:11.980	
8 -	34.765	88.4	49.744	25.967	114.5	1:50.476 (1)	79.29		11:02:02.456	

P22 66 D		Perry WINCH			Renault Clio Cup					
IDEAL LAP TIME : 1:50.716		BEST LAP TIME : 1:50.716			DIFFERENCE : 0.000					
LAP	SECTOR 1	SECTOR 2	SECTOR 3	LAP TIME	MPH	DIFF	TIME OF DAY			
1 -		79.5	54.396	76.0	27.262	109.4	2:08.282	68.28	17.566	10:48:55.864
2 -	35.217	86.0	51.689	75.4	27.043	110.0	1:53.949	76.87	3.233	10:50:49.813
3 -	34.989	86.7	50.661	75.4	26.967	110.7	1:52.617	77.78	1.901	10:52:42.430
4 -	34.689	87.8	51.130	76.7	26.886	110.9	1:52.705	77.72	1.989	10:54:35.135
5 -	34.315	87.1	51.440	76.3	26.399	110.3	1:52.154 (2)	78.10	1.438	10:56:27.289
6 -	34.653	86.5	53.169	77.3	26.661	110.5	1:54.483	76.51	3.767	10:58:21.772
7 -	34.609	87.0	51.419	76.4	26.394	113.1	1:52.422 (3)	77.91	1.706	11:00:14.194
8 -	33.950	87.0	50.604	78.6	26.162	111.8	1:50.716 (1)	79.11		11:02:04.910

P23 78 T3		Steve EVERSON			Citroen Saxo				
IDEAL LAP TIME : 1:51.546		BEST LAP TIME : 1:51.780			DIFFERENCE : 0.234				
LAP	SECTOR 1	SECTOR 2	SECTOR 3	LAP TIME	MPH	DIFF	TIME OF DAY		
1 -		80.7	54.968	28.036	100.6	2:11.688	66.51	19.908	10:48:59.270
2 -	36.036	81.7	51.753	27.824	103.8	1:55.613	75.76	3.833	10:50:54.883
3 -	35.539	84.3	50.420	27.923	104.3	1:53.882	76.92	2.102	10:52:48.765
4 -	35.078	85.4	50.746	27.539	104.3	1:53.363	77.27	1.583	10:54:42.128
5 -	34.795	85.3	51.440	26.768	104.2	1:53.003	77.51	1.223	10:56:35.131
6 -	34.379	84.9	50.439	26.962	104.0	1:51.780 (1)	78.36		10:58:26.911
7 -	34.568	84.0	50.933	27.466	104.0	1:52.967 (3)	77.54	1.187	11:00:19.878

Brands Hatch GP

Circuit Length = 2.4332 miles

Start: 10:46 Flag 11:01 End: 11:05

Weather / Track : Cloudy / Dry

Motorsport News Saloons Combined with Cannons Tin Tops

RACE 6 - SECTOR ANALYSIS

SECTOR 1 = FL to I1, SECTOR 2 = I1 to I2, SECTOR 3 = I2 to FL, DIFF = Difference To Personal Best Lap

8 - 34.950 83.9 **50.399** 26.978 103.7 1:52.327 (2) 77.98 0.547 11:02:12.205

P24 37 T1 Ken ANGELL				BMW E36 328i				
IDEAL LAP TIME : 1:51.953		BEST LAP TIME : 1:52.676		DIFFERENCE : 0.723				
LAP	SECTOR 1	SECTOR 2	SECTOR 3	LAP TIME	MPH	DIFF	TIME OF DAY	
1 -		82.1	55.134	28.340	108.5	2:12.568	19.892	10:49:00.150
2 -	36.080	73.0	52.451	27.583	108.7	1:56.114	3.438	10:50:56.264
3 -	34.682	85.2	50.838	27.992	108.2	1:53.512	0.836	10:52:49.776
4 -	34.937	85.5	50.370	27.586	108.7	1:52.893 (2)	0.217	10:54:42.669
5 -	34.635	87.4	51.691	27.179	109.8	1:53.505 (3)	0.829	10:56:36.174
6 -	35.177	84.3	50.139	27.360	106.1	1:52.676 (1)	77.74	10:58:28.850
7 -	36.164	82.3	51.437	27.377	108.4	1:54.978	2.302	11:00:23.828
8 -	35.456	84.4	51.661	27.281	107.8	1:54.398	1.722	11:02:18.226

P25 6 TP James ALFORD				Renault Clio 172 Cup				
IDEAL LAP TIME : 1:52.774		BEST LAP TIME : 1:53.549		DIFFERENCE : 0.775				
LAP	SECTOR 1	SECTOR 2	SECTOR 3	LAP TIME	MPH	DIFF	TIME OF DAY	
1 -		79.6	55.661	28.078	107.0	2:12.350	18.801	10:48:59.932
2 -	35.773	78.3	51.116	27.469	106.1	1:54.358	0.809	10:50:54.290
3 -	35.069	85.9	51.134	27.398	105.0	1:53.601 (3)	0.052	10:52:47.891
4 -	34.984	84.3	51.361	27.204	106.6	1:53.549 (1)	77.14	10:54:41.440
5 -	34.840	85.2	52.345	27.047	106.3	1:54.232	0.683	10:56:35.672
6 -	37.127	79.0	51.276	26.991	108.4	1:55.394	1.845	10:58:31.066
7 -	35.473	85.4	51.054	27.038	106.8	1:53.565 (2)	0.016	11:00:24.631
8 -	36.074	85.3	50.943	27.295	107.3	1:54.312	0.763	11:02:18.943

P26 22 A Marcus BICKNELL				Ford Mustang Mach 1				
IDEAL LAP TIME : 1:49.718		BEST LAP TIME : 1:49.844		DIFFERENCE : 0.126				
LAP	SECTOR 1	SECTOR 2	SECTOR 3	LAP TIME	MPH	DIFF	TIME OF DAY	
1 -		77.0	54.820	27.720	107.0	2:12.931	23.087	10:49:00.513
2 -	36.156	69.6	51.610	26.269	116.5	1:54.035	4.191	10:50:54.548
3 -	35.254	83.5	50.215	26.021	116.5	1:51.490	1.646	10:52:46.038
4 -	58.884	84.4	50.879	26.226	112.2	2:15.989	26.145	10:55:02.027
5 -	34.611	90.5	50.359	26.373	113.5	1:51.343 (3)	1.499	10:56:53.370
6 -	34.944	89.3	49.968	26.108	113.9	1:51.020 (2)	1.176	10:58:44.390
7 -	35.061	88.6	51.022	25.743	112.9	1:51.826	1.982	11:00:36.216
8 -	34.737	87.1	49.409	25.698	107.0	1:49.844 (1)	79.74	11:02:26.060

P27 93 E Gary COLE				Citroen BX				
IDEAL LAP TIME : 1:55.399		BEST LAP TIME : 1:56.073		DIFFERENCE : 0.674				
LAP	SECTOR 1	SECTOR 2	SECTOR 3	LAP TIME	MPH	DIFF	TIME OF DAY	
1 -		78.5	55.527	28.549	103.5	2:12.537	16.464	10:49:00.119
2 -	38.308	80.8	53.032	27.998	104.2	1:59.338	3.265	10:50:59.457
3 -	36.209	82.9	52.561	28.112	102.9	1:56.882	0.809	10:52:56.339
4 -	36.469	84.2	51.771	27.833	102.7	1:56.073 (1)	75.46	10:54:52.412
5 -	36.325	83.0	51.997	27.778	104.0	1:56.100 (2)	0.027	10:56:48.512
6 -	38.143	83.1	53.075	27.728	104.6	1:58.946	2.873	10:58:47.458
7 -	36.381	83.1	52.934	27.419	105.8	1:56.734 (3)	0.661	11:00:44.192
8 -	38.416	72.6	52.548	27.612	105.5	1:58.576	2.503	11:02:42.768

P28 132 TP Adrian MATTHEWS				Ford Puma				
IDEAL LAP TIME : 1:54.935		BEST LAP TIME : 1:55.848		DIFFERENCE : 0.913				
LAP	SECTOR 1	SECTOR 2	SECTOR 3	LAP TIME	MPH	DIFF	TIME OF DAY	
1 -		75.9	56.018	28.503	102.6	2:14.233	18.385	10:49:01.815
2 -	37.262	77.5	53.130	28.214	100.9	1:58.606	2.758	10:51:00.421
3 -	36.520	77.0	51.768	28.222	101.8	1:56.510	0.662	10:52:56.931
4 -	36.557	81.2	51.687	27.747	103.8	1:55.991 (2)	0.143	10:54:52.922
5 -	36.138	79.6	52.099	27.611	102.9	1:55.848 (1)	75.61	10:56:48.770
6 -	38.606	82.8	53.203	28.478	102.2	2:00.287	4.439	10:58:49.057

Weather / Track : Cloudy / Dry

Brands Hatch GP

Circuit Length = 2.4332 miles

Start: 10:46 Flag 11:01 End: 11:05

Motorsport News Saloons Combined with Cannons Tin Tops

RACE 6 - SECTOR ANALYSIS

SECTOR 1 = FL to I1, SECTOR 2 = I1 to I2, SECTOR 3 = I2 to FL, DIFF = Difference To Personal Best Lap

7 -	35.845	79.9	52.947	27.403	103.2	1:56.195 (3)	75.38	0.347	11:00:45.252
8 -	36.522	79.4	52.548	28.554	101.2	1:57.624	74.47	1.776	11:02:42.876

P29 95 T3		Matt ELLIS		Citroen Saxo VTR						
IDEAL LAP TIME : 1:54.601		BEST LAP TIME : 1:54.955		DIFFERENCE : 0.354						
LAP	SECTOR 1		SECTOR 2		SECTOR 3		LAP TIME	MPH	DIFF	TIME OF DAY
1 -		75.4	56.241	61.1	29.349	98.6	2:15.486	64.65	20.531	10:49:03.068
2 -	36.874	75.3	53.115	71.3	28.769	96.9	1:58.758	73.76	3.803	10:51:01.826
3 -	36.646	76.6	53.034	75.8	28.558	96.0	1:58.238	74.08	3.283	10:53:00.064
4 -	35.288	79.5	52.090	75.0	27.670	97.3	1:55.048 (2)	76.14	0.093	10:54:55.112
5 -	35.590	79.6	51.643	75.9	27.722	98.8	1:54.955 (1)	76.20		10:56:50.067
6 -	37.529	76.2	53.267	79.1	28.772	96.4	1:59.568	73.26	4.613	10:58:49.635
7 -	35.975	79.0	53.100	74.9	27.945	96.4	1:57.020 (3)	74.85	2.065	11:00:46.655
8 -	36.094	71.2	54.379	76.5	27.973	96.9	1:58.446	73.95	3.491	11:02:45.101

P30 10 T3		Terry WALLER		Peugeot 205 Gti						
IDEAL LAP TIME : 1:57.453		BEST LAP TIME : 1:57.664		DIFFERENCE : 0.211						
LAP	SECTOR 1		SECTOR 2		SECTOR 3		LAP TIME	MPH	DIFF	TIME OF DAY
1 -		75.5	55.625	68.4	29.111	97.2	2:15.170	64.80	17.506	10:49:02.752
2 -	36.910	77.9	53.115	73.2	28.560	96.5	1:58.585	73.86	0.921	10:51:01.337
3 -	36.648	78.0	53.228	76.8	28.309	96.1	1:58.185 (3)	74.11	0.521	10:52:59.522
4 -	36.569	79.1	52.844	76.8	28.515	94.9	1:57.928 (2)	74.28	0.264	10:54:57.450
5 -	36.601	78.8	53.653	71.3	30.730	93.8	2:00.984	72.40	3.320	10:56:58.434
6 -	36.753	79.3	53.379	73.3	28.153	94.5	1:58.285	74.05	0.621	10:58:56.719
7 -	36.779	78.9	53.116	76.3	29.687	93.9	1:59.582	73.25	1.918	11:00:56.301
8 -	36.780	76.4	52.785	75.5	28.099	95.0	1:57.664 (1)	74.44		11:02:53.965

P31 41 T3		Rob TAYLOR		Ford Fiesta XR2i						
IDEAL LAP TIME : 1:54.783		BEST LAP TIME : 1:56.058		DIFFERENCE : 1.275						
LAP	SECTOR 1		SECTOR 2		SECTOR 3		LAP TIME	MPH	DIFF	TIME OF DAY
1 -		77.9	55.590		29.423	100.0	2:13.972	65.38	17.914	10:49:01.554
2 -	35.957	79.8	54.223		29.062	97.9	1:59.242	73.46	3.184	10:51:00.796
3 -	35.883	79.3	52.422		28.557	97.8	1:56.862 (3)	74.95	0.804	10:52:57.658
4 -	36.577	78.1	51.703		27.778	98.2	1:56.058 (1)	75.47		10:54:53.716
5 -	36.291	77.9	51.500		28.303	97.2	1:56.094 (2)	75.45	0.036	10:56:49.810
6 -	37.490	78.7	53.230		28.325	97.2	1:59.045	73.58	2.987	10:58:48.855
7 -	35.505	80.3	1:09.998		28.668	96.5	2:14.171	65.28	18.113	11:01:03.026
8 -	36.314	74.9	53.483		28.777	95.7	1:58.574	73.87	2.516	11:03:01.600

P32 89 C		Mike CHITTENDEN		BMW M3						
IDEAL LAP TIME : 1:43.890		BEST LAP TIME : 1:43.890		DIFFERENCE : 0.000						
LAP	SECTOR 1		SECTOR 2		SECTOR 3		LAP TIME	MPH	DIFF	TIME OF DAY
1 -		89.3	47.910		25.843	115.1	1:53.425	77.22	9.535	10:48:41.007
2 -	35.399	89.8	47.452		25.344	117.7	1:48.195	80.96	4.305	10:50:29.202
3 -	33.761	91.3	47.018		25.804	113.7	1:46.583	82.18	2.693	10:52:15.785
4 -	33.305	92.0	46.634		25.129	114.5	1:45.068 (2)	83.37	1.178	10:54:00.853
5 -	32.781	92.1	46.317		24.792	113.7	1:43.890 (1)	84.31		10:55:44.743
6 -	33.405	92.8	46.828		24.867	116.1	1:45.100 (3)	83.34	1.210	10:57:29.843
7 -	38.472	76.8	50.152		26.458	106.6	1:55.082	76.11	11.192	10:59:24.925
8 -	36.890	80.7	52.749		30.160	85.4	1:59.799	73.12	15.909	11:01:24.724

P33 18 C		Gavin THOMSON		Peugeot 2015						
IDEAL LAP TIME : 1:39.736		BEST LAP TIME : 1:39.736		DIFFERENCE : 0.000						
LAP	SECTOR 1		SECTOR 2		SECTOR 3		LAP TIME	MPH	DIFF	TIME OF DAY
1 -		91.8	46.464		24.346	119.8	1:48.526	80.71	8.790	10:48:36.108
2 -	32.347	97.8	44.816		24.493	120.9	1:41.656	86.17	1.920	10:50:17.764
3 -	31.898	97.1	44.582		24.373	118.3	1:40.853 (3)	86.85	1.117	10:51:58.617
4 -	31.715	101.0	44.665		23.999	121.3	1:40.379 (2)	87.26	0.643	10:53:38.996
5 -	31.696	99.8	44.506		23.534	121.1	1:39.736 (1)	87.83		10:55:18.732

Weather / Track : Cloudy / Dry

Brands Hatch GP

Circuit Length = 2.4332 miles

Start: 10:46 Flag 11:01 End: 11:05

Motorsport News Saloons Combined with Cannons Tin Tops

RACE 6 - SECTOR ANALYSIS

SECTOR 1 = FL to I1, SECTOR 2 = I1 to I2, SECTOR 3 = I2 to FL, DIFF = Difference To Personal Best Lap

6 -	31.831	99.4	45.031	24.163	121.1	1:41.025	86.70	1.289	10:56:59.757
7 -	32.352	98.5	47.283	24.307	116.3	1:43.942	84.27	4.206	10:58:43.699

P34	12 T3	Chris BROWN				Ford Fiesta XR2				
IDEAL LAP TIME : 1:52.837		BEST LAP TIME : 1:53.408		DIFFERENCE : 0.571						
LAP	SECTOR 1	SECTOR 2		SECTOR 3		LAP TIME	MPH	DIFF	TIME OF DAY	
1 -		80.2	53.946	77.1	27.362	103.8	2:09.026	67.89	15.618	10:48:56.608
2 -	35.096	85.3	51.953	77.4	27.057	103.0	1:54.106	76.76	0.698	10:50:50.714
3 -	35.223	85.3	51.141	79.2	27.082	101.9	1:53.446 (2)	77.21	0.038	10:52:44.160
4 -	35.201	84.9	51.159	79.0	27.048	101.9	1:53.408 (1)	77.24		10:54:37.568
5 -	35.899	85.2	51.224	80.1	27.125	101.0	1:54.248	76.67	0.840	10:56:31.816
6 -	34.819	84.9	52.082	79.0	26.877	100.7	1:53.778 (3)	76.99	0.370	10:58:25.594

P35	75 T3	Ben FORBES				Citroen Saxo				
IDEAL LAP TIME : 1:52.951		BEST LAP TIME : 1:54.775		DIFFERENCE : 1.824						
LAP	SECTOR 1	SECTOR 2		SECTOR 3		LAP TIME	MPH	DIFF	TIME OF DAY	
1 -		78.9	52.037	75.4	27.564	101.9	2:04.614 (3)	70.29	9.839	10:48:52.196
2 -	34.550	82.3	51.577	75.8	29.245	93.8	1:55.372 (2)	75.92	0.597	10:50:47.568
3 -	35.520	80.7	50.837	74.5	28.418	100.0	1:54.775 (1)	76.32		10:52:42.343

P36	32 A	Adam MEW				Ford Escort				
IDEAL LAP TIME : 1:50.569		BEST LAP TIME : 1:51.413		DIFFERENCE : 0.844						
LAP	SECTOR 1	SECTOR 2		SECTOR 3		LAP TIME	MPH	DIFF	TIME OF DAY	
1 -		80.9	51.124		26.163	106.5	2:04.991 (2)	70.08	13.578	10:48:52.573
2 -	35.316	82.9	50.031		26.066	112.0	1:51.413 (1)	78.62		10:50:43.986

P37	199 C	Bob HOSIER				Seat Leon				
IDEAL LAP TIME : 1:47.190		BEST LAP TIME : 1:56.091		DIFFERENCE : 8.901						
LAP	SECTOR 1	SECTOR 2		SECTOR 3		LAP TIME	MPH	DIFF	TIME OF DAY	
1 -		91.1	50.052		25.232	117.3	1:56.091 (1)	75.45		10:48:43.673

Motorsport News Saloons Combined with Cannons Tin Tops

RACE 6 - BEST SPEEDS

POS	INTERMEDIATE 1			INTERMEDIATE 2			FINISH LINE		
	NO	NAME	MPH	NO	NAME	MPH	NO	NAME	MPH
1	28	WISE	106.0	28	WISE	93.0	51	SIDWELL	135.8
2	25	COWAN	103.7	33	BASSETT	84.8	28	WISE	135.2
3	18	THOMSON	101.0	26	RICHARDS	82.9	25	COWAN	134.7
4	43	KNIGHT	100.6	43	KNIGHT	82.8	44	BIRLEY	134.4
5	51	SIDWELL	100.0	11	CRIPPS	82.2	30	BUTLER	127.0
6	44	BIRLEY	99.7	45	SCOTT	81.9	43	KNIGHT	124.5
7	69	DAVIES	95.1	98	CHARLTON	81.8	14	TURNER	123.5
8	98	CHARLTON	94.9	14	TURNER	81.6	11	CRIPPS	122.2
9	54	BANHAM	94.5	5	STEEL	80.8	18	THOMSON	121.3
10	30	BUTLER	94.3	12	BROWN	80.1	69	DAVIES	120.4
11	72	BRIDGER	94.2	95	ELLIS	79.1	54	BANHAM	119.4
12	14	TURNER	93.8	66	WINCH	78.6	72	BRIDGER	118.9
13	11	CRIPPS	93.5	74	FAIRWEATHER	77.6	98	CHARLTON	118.7
14	74	FAIRWEATHER	93.2	10	WALLER	76.8	45	SCOTT	118.1
15	89	CHITTENDEN	92.8	75	FORBES	75.8	74	FAIRWEATHER	118.1
16	77	OSBORNE	92.4				89	CHITTENDEN	117.7
17	26	RICHARDS	91.8				199	HOSIER	117.3
18	199	HOSIER	91.1				22	BICKNELL	116.5
19	22	BICKNELL	90.5				26	RICHARDS	114.5
20	33	BASSETT	89.9				66	WINCH	113.1
21	87	RICHARDSON	89.8				77	OSBORNE	112.0
22	45	SCOTT	89.5				87	RICHARDSON	112.0
23	111	ADAMS	88.3				32	MEW	112.0
24	32	MEW	88.1				33	BASSETT	110.1
25	66	WINCH	87.8				37	ANGELL	109.8
26	37	ANGELL	87.4				6	ALFORD	108.4
27	6	ALFORD	85.9				111	ADAMS	105.8
28	78	EVERSON	85.4				93	COLE	105.8
29	12	BROWN	85.3				78	EVERSON	104.3
30	5	STEEL	85.1				12	BROWN	103.8
31	93	COLE	84.2				132	MATTHEWS	103.8
32	132	MATTHEWS	82.8				5	STEEL	103.4
33	79	DAY	82.7				79	DAY	103.2
34	75	FORBES	82.3				75	FORBES	101.9
35	41	TAYLOR	80.3				41	TAYLOR	100.0
36	95	ELLIS	79.6				95	ELLIS	98.8
37	10	WALLER	79.3				10	WALLER	97.2
38									
39									

Weather / Track : Cloudy / Dry

Results can be found at www.tsl-timing.com

Brands Hatch GP
Circuit Length = 2.4332 miles
Start: 10:46 Flag 11:01 End: 11:05

Printed - 11:08 Sunday, 13 September 2015

Motorsport News Saloons Combined with Cannons Tin Tops

RACE 6 - BEST SECTORS

SECTOR 1			SECTOR 2			SECTOR 3			IDEAL / BEST COMPARISON						
POS	NO	NAME	TIME	NO	NAME	TIME	NO	NAME	TIME	POS	NO	NAME	IDEAL	BEST	DIFF
													PERFECT LAP	1:37.329	
1	28	WISE	30.830	43	KNIGHT	43.410	28	WISE	23.089	1	44	BIRLEY	1:37.821	1:37.821	0.000
2	43	KNIGHT	30.943	44	BIRLEY	43.477	51	SIDWELL	23.127	2	43	KNIGHT	1:37.883	1:37.973	0.090
3	44	BIRLEY	31.025	28	WISE	44.145	44	BIRLEY	23.319	3	28	WISE	1:38.064	1:38.711	0.647
4	51	SIDWELL	31.471	51	SIDWELL	44.188	25	COWAN	23.508	4	51	SIDWELL	1:38.786	1:39.731	0.945
5	18	THOMSON	31.696	18	THOMSON	44.506	43	KNIGHT	23.530	5	18	THOMSON	1:39.736	1:39.736	0.000
6	25	COWAN	32.370	14	TURNER	46.008	18	THOMSON	23.534	6	25	COWAN	1:42.072	1:43.053	0.981
7	72	BRIDGER	32.640	69	DAVIES	46.021	30	BUTLER	24.187	7	14	TURNER	1:43.156	1:43.168	0.012
8	30	BUTLER	32.746	25	COWAN	46.194	14	TURNER	24.282	8	30	BUTLER	1:43.241	1:43.535	0.294
9	69	DAVIES	32.760	30	BUTLER	46.308	69	DAVIES	24.500	9	69	DAVIES	1:43.281	1:43.331	0.050
10	89	CHITTENDEN	32.781	89	CHITTENDEN	46.317	89	CHITTENDEN	24.792	10	89	CHITTENDEN	1:43.890	1:43.890	0.000
11	11	CRIPPS	32.821	11	CRIPPS	46.937	11	CRIPPS	24.800	11	11	CRIPPS	1:44.558	1:44.558	0.000
12	14	TURNER	32.866	199	HOSIER	47.363	72	BRIDGER	25.107	12	72	BRIDGER	1:45.496	1:45.950	0.454
13	26	RICHARDS	32.875	54	BANHAM	47.542	199	HOSIER	25.232	13	98	CHARLTON	1:45.848	1:46.441	0.593
14	98	CHARLTON	32.910	98	CHARLTON	47.601	54	BANHAM	25.302	14	54	BANHAM	1:45.892	1:46.275	0.383
15	54	BANHAM	33.048	72	BRIDGER	47.749	98	CHARLTON	25.337	15	26	RICHARDS	1:46.876	1:47.018	0.142
16	77	OSBORNE	33.345	33	BASSETT	47.949	33	BASSETT	25.593	16	33	BASSETT	1:46.900	1:46.936	0.036
17	33	BASSETT	33.358	87	RICHARDSON	48.351	26	RICHARDS	25.625	17	199	HOSIER	1:47.190	1:56.091	8.901
18	111	ADAMS	33.509	26	RICHARDS	48.376	22	BICKNELL	25.698	18	77	OSBORNE	1:47.789	1:47.798	0.009
19	87	RICHARDSON	33.533	45	SCOTT	48.388	45	SCOTT	25.731	19	87	RICHARDSON	1:47.837	1:48.338	0.501
20	5	STEEL	33.918	77	OSBORNE	48.704	77	OSBORNE	25.740	20	45	SCOTT	1:48.072	1:48.072	0.000
21	66	WINCH	33.950	111	ADAMS	48.786	74	FAIRWEATHER	25.832	21	111	ADAMS	1:48.518	1:49.003	0.485
22	45	SCOTT	33.953	5	STEEL	48.881	87	RICHARDSON	25.953	22	5	STEEL	1:49.396	1:49.545	0.149
23	79	DAY	34.329	32	MEW	49.405	32	MEW	26.066	23	22	BICKNELL	1:49.718	1:49.844	0.126
24	78	EVERSON	34.379	22	BICKNELL	49.409	66	WINCH	26.162	24	74	FAIRWEATHER	1:50.333	1:50.476	0.143
25	75	FORBES	34.550	74	FAIRWEATHER	49.744	111	ADAMS	26.223	25	32	MEW	1:50.569	1:51.413	0.844
26	199	HOSIER	34.595	79	DAY	49.876	5	STEEL	26.597	26	66	WINCH	1:50.716	1:50.716	0.000
27	22	BICKNELL	34.611	37	ANGELL	50.139	79	DAY	26.632	27	79	DAY	1:50.837	1:51.184	0.347
28	37	ANGELL	34.635	78	EVERSON	50.399	78	EVERSON	26.768	28	78	EVERSON	1:51.546	1:51.780	0.234
29	74	FAIRWEATHER	34.757	66	WINCH	50.604	12	BROWN	26.877	29	37	ANGELL	1:51.953	1:52.676	0.723
30	12	BROWN	34.819	75	FORBES	50.837	6	ALFORD	26.991	30	6	ALFORD	1:52.774	1:53.549	0.775
31	6	ALFORD	34.840	6	ALFORD	50.943	37	ANGELL	27.179	31	12	BROWN	1:52.837	1:53.408	0.571
32	32	MEW	35.098	12	BROWN	51.141	132	MATTHEWS	27.403	32	75	FORBES	1:52.951	1:54.775	1.824
33	95	ELLIS	35.288	41	TAYLOR	51.500	93	COLE	27.419	33	95	ELLIS	1:54.601	1:54.955	0.354
34	41	TAYLOR	35.505	95	ELLIS	51.643	75	FORBES	27.564	34	41	TAYLOR	1:54.783	1:56.058	1.275
35	132	MATTHEWS	35.845	132	MATTHEWS	51.687	95	ELLIS	27.670	35	132	MATTHEWS	1:54.935	1:55.848	0.913
36	93	COLE	36.209	93	COLE	51.771	41	TAYLOR	27.778	36	93	COLE	1:55.399	1:56.073	0.674
37	10	WALLER	36.569	10	WALLER	52.785	10	WALLER	28.099	37	10	WALLER	1:57.453	1:57.664	0.211
38															
39															

Weather / Track : Cloudy / Dry

Brands Hatch GP

Circuit Length = 2.4332 miles

Start: 10:46 Flag 11:01 End: 11:05

Results can be found at www.tsl-timing.com

Printed - 11:05 Sunday, 13 September 2015

Motorsport News Saloons Combined with Cannons Tin Tops

RACE 6 - LAP CHART

LAP 1 @ 10:48:34.348			LAP 2 @ 10:50:14.805			LAP 3 @ 10:51:55.134			LAP 4 @ 10:53:32.955			LAP 5 @ 10:55:11.224		
NO	BEHIND	LAP TIME	NO	BEHIND	LAP TIME	NO	BEHIND	LAP TIME	NO	BEHIND	LAP TIME	NO	BEHIND	LAP TIME
44		1:46.766	44		1:40.457	44		1:40.329	44		1:37.821	44		1:38.269
28	0.650	1:47.416	43	2.273	1:41.485	43	1.170	1:39.226	43	1.962	1:38.613	43	1.666	1:37.973
43	1.245	1:48.011	28	2.450	1:42.257	28	2.640	1:40.519	28	4.413	1:39.594	28	4.855	1:38.711
18	1.760	1:48.526	18	2.959	1:41.656	18	3.483	1:40.853	18	6.041	1:40.379	18	7.508	1:39.736
30	4.147	1:50.913	30	7.956	1:44.266	30	11.322	1:43.695	51	13.937	1:40.332	51	15.625	1:39.957
14	4.888	1:51.654	51	9.686	1:43.332	51	11.426	1:42.069	30	17.884	1:44.383	30	23.267	1:43.652
89	6.659	1:53.425	14	10.546	1:46.115	14	16.269	1:46.052	25	22.727	1:43.053	25	28.786	1:44.328
51	6.811	1:53.577	25	12.459	1:43.581	25	17.495	1:45.365	14	23.673	1:45.225	14	29.681	1:44.277
69	7.053	1:53.819	69	13.666	1:47.070	69	18.695	1:45.358	69	24.205	1:43.331	69	30.257	1:44.321
11	9.154	1:55.920	89	14.397	1:48.195	89	20.651	1:46.583	89	27.898	1:45.068	89	33.519	1:43.890
199	9.325	1:56.091	11	17.324	1:48.627	11	23.754	1:46.759	11	32.865	1:46.932	11	41.767	1:47.171
25	9.335	1:56.101	54	20.757	1:49.205	54	28.486	1:48.058	54	37.973	1:47.308	54	45.979	1:46.275
54	12.009	1:58.775	98	21.807	1:49.293	98	29.365	1:47.887	98	38.680	1:47.136	98	47.307	1:46.896
26	12.274	1:59.040	33	22.118	1:50.014	33	29.631	1:47.842	33	39.194	1:47.384	33	48.401	1:47.476
33	12.561	1:59.327	26	23.247	1:51.430	26	31.257	1:48.339	26	40.454	1:47.018	26	49.321	1:46.627
98	12.971	1:59.737	77	23.450	1:50.120	77	32.355	1:49.234	72	40.963	1:46.386	26	49.567	1:47.382
77	13.787	2:00.553	45	24.477	1:50.749	72	32.398	1:47.888	77	43.144	1:48.610	77	52.673	1:47.798
45	14.185	2:00.951	72	24.839	1:50.040	45	34.302	1:50.154	45	44.553	1:48.072	45	55.116	1:48.832
111	15.218	2:01.984	111	26.671	1:51.910	111	36.058	1:49.716	111	47.532	1:49.295	111	58.266	1:49.003
72	15.256	2:02.022	79	27.780	1:51.758	87	38.060	1:49.690	87	49.218	1:48.979	87	59.287	1:48.338
79	16.479	2:03.245	87	28.699	1:50.963	79	39.207	1:51.756	79	53.113	1:51.727	79	1:06.471	1:51.627
75	17.848	2:04.614	32	29.181	1:51.413	5	45.880	1:52.925	5	58.871	1:50.812	5	1:10.256	1:49.654
87	18.193	2:04.959	75	32.763	1:55.372	75	47.209	1:54.775	66	1:02.180	1:52.705	66	1:16.065	1:52.154
32	18.225	2:04.991	5	33.284	1:54.408	66	47.296	1:52.617	12	1:04.613	1:53.408	74	1:17.112	1:50.682
5	19.333	2:06.099	66	35.008	1:53.949	12	49.026	1:53.446	74	1:04.699	1:52.167	12	1:20.592	1:54.248
66	21.516	2:08.282	12	35.909	1:54.106	74	50.353	1:52.283	6	1:08.485	1:53.549	78	1:23.907	1:53.003
12	22.260	2:09.026	74	38.399	1:55.628	22	50.904	1:51.490	78	1:09.173	1:53.363	6	1:24.448	1:54.232
74	23.228	2:09.994	6	39.485	1:54.358	6	52.757	1:53.601	37	1:09.714	1:52.893	37	1:24.950	1:53.505
78	24.922	2:11.688	22	39.743	1:54.035	78	53.631	1:53.882	93	1:19.457	1:56.073	93	1:37.288	1:56.100
6	25.584	2:12.350	78	40.078	1:55.613	37	54.642	1:53.512	132	1:19.967	1:55.991	132	1:37.546	1:55.848
93	25.771	2:12.537	37	41.459	1:56.114	93	1:01.205	1:56.882	41	1:20.761	1:56.058	41	1:38.586	1:56.094
37	25.802	2:12.568	93	44.652	1:59.338	132	1:01.797	1:56.510	95	1:22.157	1:55.048			
22	26.165	2:12.931	132	45.616	1:58.606	41	1:02.524	1:56.862	10	1:24.495	1:57.928			
41	27.206	2:13.972	41	45.991	1:59.242	10	1:04.388	1:58.185	22	1:29.072	2:15.989			
132	27.467	2:14.233	10	46.532	1:58.585	95	1:04.930	1:58.238						
10	28.404	2:15.170	95	47.021	1:58.758									
95	28.720	2:15.486												

Weather / Track : Cloudy / Dry

Brands Hatch GP

Circuit Length = 2.4332 miles

Start: 10:46 Flag 11:01 End: 11:05

Motorsport News Saloons Combined with Cannons Tin Tops

RACE 6 - LAP CHART

LAP 6 @ 10:56:50.054			LAP 7 @ 10:58:28.952			LAP 8 @ 11:00:09.785			LAP 9 @ 11:01:52.193		
NO	BEHIND	LAP TIME	NO	BEHIND	LAP TIME	NO	BEHIND	LAP TIME	NO	BEHIND	LAP TIME
44		1:38.830	44		1:38.898	44		1:40.833	44		1:42.408
95	1 Lap	1:54.955	6	1 Lap	1:55.394	74	1 Lap	1:51.711	43	1.976	1:41.650
43	2.075	1:39.239	43	2.876	1:39.699	43	2.734	1:40.691	5	1 Lap	1:53.928
22	1 Lap	1:51.343	28	7.978	1:41.841	66	1 Lap	1:52.422	28	4.903	1:40.138
28	5.035	1:39.010	18	14.747	1:43.942	28	7.173	1:40.028	74	1 Lap	1:50.476
10	1 Lap	2:00.984	22	1 Lap	1:51.020	78	1 Lap	1:52.967	66	1 Lap	1:50.716
18	9.703	1:41.025	93	1 Lap	1:58.946	37	1 Lap	1:54.978	78	1 Lap	1:52.327
51	16.526	1:39.731	41	1 Lap	1:59.045	6	1 Lap	1:53.565	37	1 Lap	1:54.398
30	28.215	1:43.778	132	1 Lap	2:00.287	22	1 Lap	1:51.826	6	1 Lap	1:54.312
25	33.041	1:43.085	95	1 Lap	1:59.568	51	29.866	1:47.679	51	30.682	1:43.224
14	34.187	1:43.336	51	23.020	1:45.392	93	1 Lap	1:56.734	22	1 Lap	1:49.844
69	35.300	1:43.873	10	1 Lap	1:58.285	132	1 Lap	1:56.195	30	42.564	1:48.415
89	39.789	1:45.100	30	32.852	1:43.535	30	36.557	1:44.538	25	44.221	1:44.581
11	47.495	1:44.558	25	37.311	1:43.168	95	1 Lap	1:57.020	14	48.130	1:46.837
54	54.121	1:46.972	14	38.457	1:43.168	25	42.048	1:45.570	69	48.890	1:45.682
98	54.918	1:46.441	69	40.181	1:43.779	14	43.701	1:46.077	93	1 Lap	1:58.576
72	56.441	1:45.950	89	55.973	1:55.082	69	45.616	1:46.268	132	1 Lap	1:57.624
33	56.507	1:46.936	11	58.227	1:49.630	10	1 Lap	1:59.582	95	1 Lap	1:58.446
26	59.662	1:48.925	54	1:02.652	1:47.429	41	1 Lap	2:14.171	10	1 Lap	1:57.664
77	1:02.323	1:48.480	98	1:03.513	1:47.493	11	1:06.924	1:49.530	41	1 Lap	1:58.574
45	1:06.580	1:50.294	72	1:05.335	1:47.792	54	1:11.515	1:49.696	11	1:13.767	1:49.251
87	1:08.995	1:48.538	33	1:05.933	1:48.324	72	1:12.399	1:47.897	72	1:17.958	1:47.967
111	1:09.565	1:50.129	26	1:11.267	1:50.503	98	1:12.746	1:50.066	54	1:18.229	1:49.122
79	1:18.838	1:51.197	77	1:13.397	1:49.972	33	1:13.183	1:48.083	98	1:18.751	1:48.413
5	1:20.971	1:49.545	45	1:17.561	1:49.879	89	1:14.939	1:59.799	33	1:19.145	1:48.370
74	1:30.215	1:51.933	87	1:19.334	1:49.237	26	1:23.727	1:53.293	77	1:31.750	1:50.003
66	1:31.718	1:54.483	111	1:20.358	1:49.691	77	1:24.155	1:51.591	26	1:35.379	1:54.060
12	1:35.540	1:53.778	79	1:31.316	1:51.376	45	1:27.461	1:50.733	45	1:35.515	1:50.462
78	1:36.857	1:51.780	5	1:33.524	1:51.451	111	1:30.361	1:50.836	111	1:41.392	1:53.439
37	1:38.796	1:52.676				87	1:33.024	1:54.523	79	1:51.469	1:52.210
						79	1:41.667	1:51.184	87	2:58.608	3:07.992

Weather / Track : Cloudy / Dry

Results can be found at www.tsl-timing.com


Page 2 of 2

Brands Hatch GP
 Circuit Length = 2.4332 miles
 Start: 10:46 Flag 11:01 End: 11:05

Printed - 11:06 Sunday, 13 September 2015

Motorsport News Saloons Combined with Cannons Tin Tops

RACE 10 - GRID (15 minutes)

ROW 20	39	34 Steve DANN		
ROW 19	37	199 Bob HOSIER	38	61 Cliff PELLIN
ROW 18	35	75 Ben FORBES	36	32 Adam MEW
ROW 17	33	18 Gavin THOMSON	34	12 Chris BROWN
ROW 16	31	41 Rob TAYLOR	32	89 Mike CHITTENDEN
ROW 15	29	95 Matt ELLIS	30	10 Terry WALLER
ROW 14	27	93 Gary COLE	28	132 Adrian MATTHEWS
ROW 13	25	6 James ALFORD	26	22 Marcus BICKNELL
ROW 12	23	78 Steve EVERSON	24	37 Ken ANGELL
ROW 11	21	74 Sean FAIRWEATHER	22	66 Perry WINCH
ROW 10	19	87 Graham RICHARDSON	20	5 Ryan STEEL
ROW 9	17	111 Daniel ADAMS	18	79 Mikey DAY
ROW 8	15	26 Bill RICHARDS	16	45 Martyn SCOTT
ROW 7	13	33 Chris BASSETT	14	77 Peter OSBORNE
ROW 6	11	54 Andy BANHAM	12	98 Dave CHARLTON
ROW 5	9	11 Mark CRIPPS	10	72 Tom BRIDGER
ROW 4	7	14 Matthew TURNER	8	69 Barnaby DAVIES
ROW 3	5	30 Ian BUTLER	6	25 Daniel COWAN
ROW 2	3	28 Malcolm WISE	4	51 Alex SIDWELL
ROW 1	1	44 Rod BIRLEY	2	43 Tom KNIGHT
Pole				
				

Brands Hatch GP
Circuit Length = 2.4332 miles

These results are provisional until the conclusion of any judicial and technical matters.

Clerk Of Course :		Timekeeper :	
-------------------	--	--------------	--

Motorsport News Saloons Combined with Cannons Tin Tops

RACE 10 - CLASSIFICATION

POS	NO	CL	PIC NAME	ENTRY	LAPS	TIME	GAP	DIFF	MPH	BEST	ON
1	44	A	1 Rod BIRLEY	Ford Escort WRC	9	15:02.051			87.39	1:37.650	3
2	43	B	1 Tom KNIGHT	BMW E36 M3	9	15:05.753	3.702	3.702	87.04	1:38.651	3
3	30	B	2 Ian BUTLER	Ford Focus	9	15:32.597	30.546	26.844	84.53	1:41.866	7
4	18	C	1 Gavin THOMSON	Peugeot 2015	9	15:32.782	30.731	0.185	84.51	1:39.882	5
5	25	A	2 Daniel COWAN	Ford Sierra Cosworth	9	15:38.739	36.688	5.957	83.98	1:41.821	7
6	14	C	2 Matthew TURNER	BMW M3	9	15:58.749	56.698	20.010	82.23	1:43.510	4
7	72	T1	1 Tom BRIDGER	Rover 220 Turbo	9	16:07.889	1:05.838	9.140	81.45	1:45.437	4
8	54	A	3 Andy BANHAM	Subaru Impreza	9	16:16.930	1:14.879	9.041	80.70	1:45.500	4
9	33	T2	1 Chris BASSETT	Peugeot 205 Gti	9	16:21.060	1:19.009	4.130	80.36	1:46.954	9
10	11	C	3 Mark CRIPPS	BMW M3	9	16:21.771	1:19.720	0.711	80.30	1:44.821	4
11	45	A	4 Martyn SCOTT	BMW E30	9	16:28.542	1:26.491	6.771	79.75	1:47.572	7
12	26	D	1 Bill RICHARDS	Rover Mini Clubman	9	16:28.728	1:26.677	0.186	79.73	1:47.340	3
13	77	T1	2 Peter OSBORNE	Vauxhall Astra VXR	9	16:29.431	1:27.380	0.703	79.68	1:47.503	9
14	199	C	4 Bob HOSIER	Seat Leon	9	16:30.693	1:28.642	1.262	79.57	1:45.217	9
15	98	C	5 Dave CHARLTON	Seat Leon	9	16:32.113	1:30.062	1.420	79.46	1:46.108	4
16	61	TP	1 Cliff PELLIN	Ford Fiesta ST150	9	16:36.449	1:34.398	4.336	79.11	1:46.552	7
17	111	TP	2 Daniel ADAMS	Proton Satria	9	16:37.088	1:35.037	0.639	79.06	1:48.259	3
18	22	A	5 Marcus BICKNELL	Ford Mustang Mach 1	9	16:44.798	1:42.747	7.710	78.46	1:48.311	8
19	74	C	6 Sean FAIRWEATHER	Ford Sierra	9	18:20.473	3:18.422	1:35.675	71.64	1:50.159	6
20	5	T3	1 Ryan STEEL	Citroen Saxo	8	15:03.887	1 Lap	1 Lap	77.53	1:49.997	7
21	79	T3	2 Mikey DAY	Citroen Saxo	8	15:06.585	1 Lap	2.698	77.29	1:51.033	5
22	66	D	2 Perry WINCH	Renault Clio Cup	8	15:19.643	1 Lap	13.058	76.20	1:49.048	8
23	78	T3	3 Steve EVERSON	Citroen Saxo	8	15:24.101	1 Lap	4.458	75.83	1:52.033	8
24	37	T1	3 Ken ANGELL	BMW E36 328i	8	15:25.054	1 Lap	0.953	75.75	1:52.270	8
25	6	TP	3 James ALFORD	Renault Clio 172 Cup	8	15:25.824	1 Lap	0.770	75.69	1:52.239	8
26	12	T3	4 Chris BROWN	Ford Fiesta XR2	8	15:26.951	1 Lap	1.127	75.60	1:52.640	8
27	132	TP	4 Adrian MATTHEWS	Ford Puma	8	15:27.160	1 Lap	0.209	75.58	1:52.673	8
28	75	T3	5 Ben FORBES	Citroen Saxo	8	15:43.988	1 Lap	16.828	74.23	1:55.140	4
29	41	T3	6 Rob TAYLOR	Ford Fiesta XR2i	8	15:51.714	1 Lap	7.726	73.63	1:55.689	8
30	95	T3	7 Matt ELLIS	Citroen Saxo VTR	8	15:51.841	1 Lap	0.127	73.62	1:55.496	8
31	93	E	1 Gary COLE	Citroen BX	8	15:52.458	1 Lap	0.617	73.57	1:54.172	8
32	10	T3	8 Terry WALLER	Peugeot 205 Gti	8	16:04.156	1 Lap	11.698	72.68	1:57.692	8
33	34	B	3 Steve DANN	VW Golf	8	17:00.418	1 Lap	56.262	68.67	1:59.595	2

NOT CLASSIFIED

DNF	69	T1	Barnaby DAVIES	Toyota Starlet GT	7	12:31.667	2 Laps	1 Lap	81.57	1:44.840	3
DNF	51	A	Alex SIDWELL	Holden Commodore	6	10:01.975	3 Laps	1 Lap	87.31	1:37.741	3
DNF	89	C	Mike CHITTENDEN	BMW M3	3	5:46.582	6 Laps	3 Laps	75.82	1:48.262	3
DNF	28	A	Malcolm WISE	Ford Escort Cosworth	2	3:29.017	7 Laps	1 Lap	83.81	1:40.465	2
DNF	32	A	Adam MEW	Ford Escort	2	4:02.703	7 Laps	33.686	72.18	1:53.523	2

FASTEST LAP

44	A	Rod BIRLEY	Ford Escort WRC	3	1:37.650	89.70 mph	144.36 kph
43	B	Tom KNIGHT	BMW E36 M3	3	1:38.651	88.79 mph	142.90 kph
18	C	Gavin THOMSON	Peugeot 2015	5	1:39.882	87.70 mph	141.14 kph
69	T1	Barnaby DAVIES	Toyota Starlet GT	3	1:44.840	83.55 mph	134.46 kph
61	TP	Cliff PELLIN	Ford Fiesta ST150	7	1:46.552	82.21 mph	132.30 kph
33	T2	Chris BASSETT	Peugeot 205 Gti	9	1:46.954	81.90 mph	131.80 kph
26	D	Bill RICHARDS	Rover Mini Clubman	3	1:47.340	81.60 mph	131.33 kph
5	T3	Ryan STEEL	Citroen Saxo	7	1:49.997	79.63 mph	128.16 kph
93	E	Gary COLE	Citroen BX	8	1:54.172	76.72 mph	123.47 kph

Brands Hatch GP

Circuit Length = 2.4332 miles

Start: 15:26 Flag 15:41 End: 15:45

Weather / Track : Cloudy / Dry

These results are provisional until the conclusion of any judicial and technical matters.

Clerk Of Course :	Timekeeper :
-------------------	--------------

Motorsport News Saloons Combined with Cannons Tin Tops

RACE 10 - SECTOR ANALYSIS

SECTOR 1 = FL to I1, SECTOR 2 = I1 to I2, SECTOR 3 = I2 to FL, DIFF = Difference To Personal Best Lap

P1 44 A Rod BIRLEY		Ford Escort WRC							
IDEAL LAP TIME : 1:37.254		BEST LAP TIME : 1:37.650		DIFFERENCE : 0.396					
LAP	SECTOR 1	SECTOR 2	SECTOR 3	LAP TIME	MPH	DIFF	TIME OF DAY		
1 -	95.0	44.417	23.908	131.5	1:44.402	83.90	6.752	15:28:27.305	
2 -	31.686	96.1	43.569	23.426	133.4	1:38.681	88.76	1.031	15:30:05.986
3 -	31.337	98.6	43.184	23.129	134.2	1:37.650 (1)	89.70		15:31:43.636
4 -	30.941	99.5	43.661	23.518	133.6	1:38.120 (2)	89.27	0.470	15:33:21.756
5 -	31.612	98.1	43.528	23.498	132.6	1:38.638 (3)	88.80	0.988	15:35:00.394
6 -	31.819	101.3	44.659	24.512	131.8	1:40.990	86.73	3.340	15:36:41.384
7 -	31.956	90.3	44.395	24.279	124.9	1:40.630	87.05	2.980	15:38:22.014
8 -	32.866	93.2	44.333	23.995	130.5	1:41.194	86.56	3.544	15:40:03.208
9 -	32.118	96.1	44.901	24.727	99.8	1:41.746	86.09	4.096	15:41:44.954

P2 43 B Tom KNIGHT		BMW E36 M3								
IDEAL LAP TIME : 1:38.461		BEST LAP TIME : 1:38.651		DIFFERENCE : 0.190						
LAP	SECTOR 1	SECTOR 2	SECTOR 3	LAP TIME	MPH	DIFF	TIME OF DAY			
1 -	94.7	45.087	82.3	23.893	123.1	1:45.763	82.82	7.112	15:28:28.666	
2 -	31.470	98.9	44.050	23.681	123.5	1:39.201 (3)	88.30	0.550	15:30:07.867	
3 -	31.224	99.5	43.983	87.3	23.444	123.3	1:38.651 (1)	88.79	15:31:46.518	
4 -	31.034	99.4	44.215	87.1	23.711	123.3	1:38.960 (2)	88.51	0.309	15:33:25.478
5 -	31.189	100.1	45.807	84.5	23.577	124.0	1:40.573	87.09	1.922	15:35:06.051
6 -	31.395	98.5	44.440	85.3	23.579	125.4	1:39.414	88.11	0.763	15:36:45.465
7 -	31.467	98.5	45.129	85.7	23.760	124.2	1:40.356	87.28	1.705	15:38:25.821
8 -	32.534	97.2	45.521	23.885	123.5	1:41.940	85.93	3.289	15:40:07.761	
9 -	31.342	100.1	44.943	83.8	24.610	99.7	1:40.895	86.82	2.244	15:41:48.656

P3 30 B Ian BUTLER		Ford Focus							
IDEAL LAP TIME : 1:41.633		BEST LAP TIME : 1:41.866		DIFFERENCE : 0.233					
LAP	SECTOR 1	SECTOR 2	SECTOR 3	LAP TIME	MPH	DIFF	TIME OF DAY		
1 -	91.8	47.341	24.383	128.0	1:50.048	79.60	8.182	15:28:32.951	
2 -	32.508	94.5	46.530	24.756	127.8	1:43.794	84.39	1.928	15:30:16.745
3 -	32.650	95.0	47.181	24.159	127.8	1:43.990	84.23	2.124	15:32:00.735
4 -	32.372	96.6	46.589	24.210	124.9	1:43.171	84.90	1.305	15:33:43.906
5 -	32.192	93.8	46.674	24.070	126.8	1:42.936	85.09	1.070	15:35:26.842
6 -	31.949	95.3	46.169	24.085	124.0	1:42.203 (3)	85.71	0.337	15:37:09.045
7 -	32.048	94.5	45.834	23.984	124.9	1:41.866 (1)	85.99		15:38:50.911
8 -	32.081	92.8	46.551	24.028	127.3	1:42.660	85.32	0.794	15:40:33.571
9 -	31.902	94.3	45.747	24.280	126.3	1:41.929 (2)	85.94	0.063	15:42:15.500

P4 18 C Gavin THOMSON		Peugeot 2015							
IDEAL LAP TIME : 1:39.842		BEST LAP TIME : 1:39.882		DIFFERENCE : 0.040					
LAP	SECTOR 1	SECTOR 2	SECTOR 3	LAP TIME	MPH	DIFF	TIME OF DAY		
1 -	83.5	50.092	24.919	120.4	2:00.484	72.70	20.602	15:28:43.387	
2 -	32.566	94.2	46.220	24.042	120.9	1:42.828	85.18	2.946	15:30:26.215
3 -	32.844	98.8	44.602	24.543	117.3	1:41.989	85.89	2.107	15:32:08.204
4 -	31.979	97.8	44.943	23.904	120.6	1:40.826 (3)	86.88	0.944	15:33:49.030
5 -	31.683	98.2	44.474	23.725	119.6	1:39.882 (1)	87.70		15:35:28.912
6 -	31.643	99.1	45.187	23.769	121.3	1:40.599 (2)	87.07	0.717	15:37:09.511
7 -	31.803	100.4	45.885	24.221	119.6	1:41.909	85.95	2.027	15:38:51.420
8 -	31.746	93.0	46.541	24.246	120.4	1:42.533	85.43	2.651	15:40:33.953
9 -	31.830	89.8	45.512	24.390	119.8	1:41.732	86.10	1.850	15:42:15.685

P5 25 A Daniel COWAN		Ford Sierra Cosworth							
IDEAL LAP TIME : 1:41.266		BEST LAP TIME : 1:41.821		DIFFERENCE : 0.555					
LAP	SECTOR 1	SECTOR 2	SECTOR 3	LAP TIME	MPH	DIFF	TIME OF DAY		
1 -	90.6	49.530	23.971	135.5	1:55.046	76.14	13.225	15:28:37.949	
2 -	32.897	96.8	47.266	23.641	135.8	1:43.804	84.38	1.983	15:30:21.753
3 -	32.591	100.0	46.708	24.125	132.8	1:43.424	84.69	1.603	15:32:05.177
4 -	33.245	92.9	45.848	23.808	129.5	1:42.901 (3)	85.12	1.080	15:33:48.078

Brands Hatch GP

Circuit Length = 2.4332 miles

Start: 15:26 Flag 15:41 End: 15:45

Weather / Track : Cloudy / Dry

Motorsport News Saloons Combined with Cannons Tin Tops

RACE 10 - SECTOR ANALYSIS

SECTOR 1 = FL to I1, SECTOR 2 = I1 to I2, SECTOR 3 = I2 to FL, DIFF = Difference To Personal Best Lap

5 -	33.051	95.8	46.295	23.583	133.4	1:42.929	85.10	1.108	15:35:31.007
6 -	32.249	98.1	46.310	23.757	128.3	1:42.316 (2)	85.61	0.495	15:37:13.323
7 -	32.501	98.9	45.434	23.886	128.3	1:41.821 (1)	86.03		15:38:55.144
8 -	33.424	89.1	46.093	23.874	130.0	1:43.391	84.72	1.570	15:40:38.535
9 -	32.514	97.2	46.748	23.845	123.5	1:43.107	84.95	1.286	15:42:21.642

P6	14 C	Matthew TURNER			BMW M3					
IDEAL LAP TIME : 1:43.510		BEST LAP TIME : 1:43.510			DIFFERENCE : 0.000					
LAP	SECTOR 1		SECTOR 2		SECTOR 3		LAP TIME	MPH	DIFF	TIME OF DAY
1 -		87.9	48.087	72.7	24.985	113.3	1:53.484	77.19	9.974	15:28:36.387
2 -	33.962	91.4	48.128	74.6	24.687	122.4	1:46.777	82.03	3.267	15:30:23.164
3 -	33.413	91.1	46.564	76.7	24.513	122.2	1:44.490 (3)	83.83	0.980	15:32:07.654
4 -	32.962	95.5	46.248	76.6	24.300	122.4	1:43.510 (1)	84.62		15:33:51.164
5 -	32.964	91.8	46.717	75.2	24.552	122.2	1:44.233 (2)	84.04	0.723	15:35:35.397
6 -	33.316	90.0	46.748	74.9	24.708	121.1	1:44.772	83.60	1.262	15:37:20.169
7 -	33.822	91.8	47.446	74.7	24.775	117.1	1:46.043	82.60	2.533	15:39:06.212
8 -	34.092	83.9	48.032	72.6	24.883	121.5	1:47.007	81.86	3.497	15:40:53.219
9 -	34.394	85.4	48.225	70.5	25.814	99.2	1:48.433	80.78	4.923	15:42:41.652

P7	72 T1	Tom BRIDGER			Rover 220 Turbo					
IDEAL LAP TIME : 1:44.471		BEST LAP TIME : 1:45.437			DIFFERENCE : 0.966					
LAP	SECTOR 1		SECTOR 2		SECTOR 3		LAP TIME	MPH	DIFF	TIME OF DAY
1 -		89.1	49.462		25.620	116.3	1:57.210	74.73	11.773	15:28:40.113
2 -	33.266	96.9	47.115		25.703	116.1	1:46.084	82.57	0.647	15:30:26.197
3 -	32.622	96.9	47.906		24.920	113.7	1:45.448 (2)	83.07	0.011	15:32:11.645
4 -	33.025	91.4	47.026		25.386	115.1	1:45.437 (1)	83.08		15:33:57.082
5 -	33.155	92.9	46.929		25.383	115.3	1:45.467 (3)	83.05	0.030	15:35:42.549
6 -	33.329	97.8	47.742		25.187	114.5	1:46.258	82.43	0.821	15:37:28.807
7 -	33.253	93.9	47.452		25.173	115.5	1:45.878	82.73	0.441	15:39:14.685
8 -	33.594	89.8	47.752		25.632	113.5	1:46.978	81.88	1.541	15:41:01.663
9 -	33.469	89.3	49.033		26.627	97.8	1:49.129	80.27	3.692	15:42:50.792

P8	54 A	Andy BANHAM			Subaru Impreza					
IDEAL LAP TIME : 1:45.497		BEST LAP TIME : 1:45.500			DIFFERENCE : 0.003					
LAP	SECTOR 1		SECTOR 2		SECTOR 3		LAP TIME	MPH	DIFF	TIME OF DAY
1 -		88.5	50.749		26.402	118.7	1:58.592	73.86	13.092	15:28:41.495
2 -	33.760	91.5	48.094		25.188	119.6	1:47.042	81.83	1.542	15:30:28.537
3 -	32.991	92.5	47.791		25.266	118.7	1:46.048 (2)	82.60	0.548	15:32:14.585
4 -	32.994	94.9	47.330		25.176	119.6	1:45.500 (1)	83.03		15:34:00.085
5 -	33.867	92.6	48.266		25.926	117.5	1:48.059	81.06	2.559	15:35:48.144
6 -	33.652	89.7	47.640		25.429	118.9	1:46.721 (3)	82.08	1.221	15:37:34.865
7 -	33.605	93.8	48.720		25.994	117.1	1:48.319	80.87	2.819	15:39:23.184
8 -	33.766	91.5	47.887		26.139	117.7	1:47.792	81.26	2.292	15:41:10.976
9 -	33.924	89.7	48.469		26.464	106.6	1:48.857	80.47	3.357	15:42:59.833

P9	33 T2	Chris BASSETT			Peugeot 205 Gti					
IDEAL LAP TIME : 1:46.884		BEST LAP TIME : 1:46.954			DIFFERENCE : 0.070					
LAP	SECTOR 1		SECTOR 2		SECTOR 3		LAP TIME	MPH	DIFF	TIME OF DAY
1 -		83.3	50.035	79.8	27.082	106.3	1:59.411	73.35	12.457	15:28:42.314
2 -	33.368	89.2	49.172	84.3	25.894	109.8	1:48.434	80.78	1.480	15:30:30.748
3 -	33.528	89.5	48.301	84.9	25.717	109.8	1:47.546 (2)	81.45	0.592	15:32:18.294
4 -	33.464	88.5	48.580	84.6	25.957	107.7	1:48.001	81.10	1.047	15:34:06.295
5 -	33.958	89.0	48.060	82.4	25.684	107.5	1:47.702	81.33	0.748	15:35:53.997
6 -	33.953	88.5	48.119		25.690	108.7	1:47.762	81.28	0.808	15:37:41.759
7 -	33.772	89.0	48.170	84.8	25.665	107.8	1:47.607 (3)	81.40	0.653	15:39:29.366
8 -	33.563	88.8	48.237	83.6	25.843	108.0	1:47.643	81.37	0.689	15:41:17.009
9 -	33.306	90.6	47.913	86.1	25.735	106.6	1:46.954 (1)	81.90		15:43:03.963

Weather / Track : Cloudy / Dry

Brands Hatch GP

Circuit Length = 2.4332 miles

Start: 15:26 Flag 15:41 End: 15:45

Motorsport News Saloons Combined with Cannons Tin Tops

RACE 10 - SECTOR ANALYSIS

SECTOR 1 = FL to I1, SECTOR 2 = I1 to I2, SECTOR 3 = I2 to FL, DIFF = Difference To Personal Best Lap

P10 11 C		Mark CRIPPS		BMW M3						
IDEAL LAP TIME : 1:44.379		BEST LAP TIME : 1:44.821		DIFFERENCE : 0.442						
LAP	SECTOR 1	SECTOR 2	SECTOR 3	LAP TIME	MPH	DIFF	TIME OF DAY			
1 -		89.2	49.908	76.7	25.603	122.2	1:56.158	75.41	11.337	15:28:39.061
2 -	33.584	93.8	47.716	75.6	25.607	124.0	1:46.907 (3)	81.93	2.086	15:30:25.968
3 -	33.913	97.2	48.610	82.6	25.067	120.6	1:47.590	81.41	2.769	15:32:13.558
4 -	32.855	96.0	47.305	81.1	24.661	121.7	1:44.821 (1)	83.56		15:33:58.379
5 -	33.569	89.0	49.802	77.8	27.419	115.3	1:50.790	79.06	5.969	15:35:49.169
6 -	33.860	87.2	50.093	77.3	27.429	107.7	1:51.382	78.64	6.561	15:37:40.551
7 -	35.080	82.9	50.603	79.3	25.851	119.4	1:51.534	78.53	6.713	15:39:32.085
8 -	33.834	90.0	47.934	84.0	25.523	120.0	1:47.291	81.64	2.470	15:41:19.376
9 -	33.475	94.7	46.863	83.9	24.960	121.1	1:45.298 (2)	83.19	0.477	15:43:04.674

P11 45 A		Martyn SCOTT		BMW E30						
IDEAL LAP TIME : 1:47.272		BEST LAP TIME : 1:47.572		DIFFERENCE : 0.300						
LAP	SECTOR 1	SECTOR 2	SECTOR 3	LAP TIME	MPH	DIFF	TIME OF DAY			
1 -		84.7	51.975	74.3	26.010	115.9	2:00.512	72.68	12.940	15:28:43.415
2 -	34.917	86.5	49.459	78.5	25.549	117.5	1:49.925	79.68	2.353	15:30:33.340
3 -	34.451	90.5	48.627	73.8	25.627	117.5	1:48.705	80.58	1.133	15:32:22.045
4 -	34.029	87.1	49.356	73.8	25.556	116.9	1:48.941	80.40	1.369	15:34:10.986
5 -	34.086	86.1	48.433	77.0	25.772	115.9	1:48.291	80.89	0.719	15:35:59.277
6 -	34.274	89.4	48.461	74.3	25.375	117.3	1:48.110 (3)	81.02	0.538	15:37:47.387
7 -	34.070	87.4	48.116	82.2	25.386	118.9	1:47.572 (1)	81.43		15:39:34.959
8 -	34.392	88.7	48.823	72.4	25.301	117.1	1:48.516	80.72	0.944	15:41:23.475
9 -	34.092	93.8	47.942	75.0	25.936	113.1	1:47.970 (2)	81.13	0.398	15:43:11.445

P12 26 D		Bill RICHARDS		Rover Mini Clubman						
IDEAL LAP TIME : 1:46.633		BEST LAP TIME : 1:47.340		DIFFERENCE : 0.707						
LAP	SECTOR 1	SECTOR 2	SECTOR 3	LAP TIME	MPH	DIFF	TIME OF DAY			
1 -		87.8	50.943	78.7	25.509	112.4	1:59.644	73.21	12.304	15:28:42.547
2 -	33.763	92.3	48.243	83.5	25.797	110.9	1:47.803 (2)	81.25	0.463	15:30:30.350
3 -	32.948	90.8	48.748	80.7	25.644	111.1	1:47.340 (1)	81.60		15:32:17.690
4 -	32.881	91.8	49.640	81.4	26.779	113.3	1:49.300	80.14	1.960	15:34:06.990
5 -	33.241	90.3	49.750	82.8	25.888	109.4	1:48.879	80.45	1.539	15:35:55.869
6 -	33.726	89.9	49.936	75.5	26.155	110.0	1:49.817	79.76	2.477	15:37:45.686
7 -	33.830	89.1	49.086	83.1	25.956	110.3	1:48.872	80.46	1.532	15:39:34.558
8 -	33.159	90.6	48.807	80.1	26.032	109.4	1:47.998 (3)	81.11	0.658	15:41:22.556
9 -	33.227	92.1	49.122	77.2	26.726	82.2	1:49.075	80.31	1.735	15:43:11.631

P13 77 T1		Peter OSBORNE		Vauxhall Astra VXR						
IDEAL LAP TIME : 1:47.503		BEST LAP TIME : 1:47.503		DIFFERENCE : 0.000						
LAP	SECTOR 1	SECTOR 2	SECTOR 3	LAP TIME	MPH	DIFF	TIME OF DAY			
1 -		84.7	51.367		26.625	110.5	2:01.981	71.81	14.478	15:28:44.884
2 -	34.567	88.3	49.359		26.004	111.1	1:49.930	79.68	2.427	15:30:34.814
3 -	33.710	90.8	48.691		25.898	110.7	1:48.299	80.88	0.796	15:32:23.113
4 -	33.513	90.4	49.257		25.955	110.9	1:48.725	80.56	1.222	15:34:11.838
5 -	33.713	89.4	48.943		25.866	110.3	1:48.522	80.71	1.019	15:36:00.360
6 -	33.668	91.1	48.465		25.816	110.7	1:47.949 (3)	81.14	0.446	15:37:48.309
7 -	33.555	91.8	48.402		25.856	111.2	1:47.813 (2)	81.25	0.310	15:39:36.122
8 -	33.637	91.0	49.157		25.915	110.7	1:48.709	80.58	1.206	15:41:24.831
9 -	33.393	91.4	48.398		25.712	110.1	1:47.503 (1)	81.48		15:43:12.334

P14 199 C		Bob HOSIER		Seat Leon						
IDEAL LAP TIME : 1:44.011		BEST LAP TIME : 1:45.217		DIFFERENCE : 1.206						
LAP	SECTOR 1	SECTOR 2	SECTOR 3	LAP TIME	MPH	DIFF	TIME OF DAY			
1 -		77.0	53.363		26.000	114.9	2:08.813	68.00	23.596	15:28:51.716
2 -	34.650	88.6	50.857		27.139	113.7	1:52.646	77.76	7.429	15:30:44.362
3 -	33.141	94.9	50.540		24.755	115.7	1:48.436	80.78	3.219	15:32:32.798
4 -	33.356	92.8	48.935		25.820	113.7	1:48.111	81.02	2.894	15:34:20.909

Brands Hatch GP

Circuit Length = 2.4332 miles

Start: 15:26 Flag 15:41 End: 15:45

Weather / Track : Cloudy / Dry

Motorsport News Saloons Combined with Cannons Tin Tops

RACE 10 - SECTOR ANALYSIS

SECTOR 1 = FL to I1, SECTOR 2 = I1 to I2, SECTOR 3 = I2 to FL, DIFF = Difference To Personal Best Lap

5 -	33.598	92.0	49.255	26.377	113.5	1:49.230	80.19	4.013	15:36:10.139
6 -	32.863	94.5	46.754	25.932	110.7	1:45.549 (3)	82.99	0.332	15:37:55.688
7 -	33.002	94.2	47.811	24.636	115.9	1:45.449 (2)	83.07	0.232	15:39:41.137
8 -	34.051	96.2	48.371	24.820	114.9	1:47.242	81.68	2.025	15:41:28.379
9 -	33.342	94.1	47.481	24.394	113.5	1:45.217 (1)	83.25		15:43:13.596

P15 98 C		Dave CHARLTON			Seat Leon					
IDEAL LAP TIME : 1:45.776		BEST LAP TIME : 1:46.108			DIFFERENCE : 0.332					
LAP	SECTOR 1	SECTOR 2	SECTOR 3	LAP TIME	MPH	DIFF	TIME OF DAY			
1 -		87.0	51.599	71.6	26.288	112.2	2:01.211	72.26	15.103	15:28:44.114
2 -	34.338	92.1	49.848	76.2	25.454	114.1	1:49.640	79.89	3.532	15:30:33.754
3 -	33.571	94.9	47.453	75.1	25.668	110.7	1:46.692 (2)	82.10	0.584	15:32:20.446
4 -	33.025	94.2	47.297	80.6	25.786	116.3	1:46.108 (1)	82.55		15:34:06.554
5 -	33.220	93.7	47.451	77.1	26.084	109.6	1:46.755 (3)	82.05	0.647	15:35:53.309
6 -	33.185	95.1	47.378	78.0	26.209	111.6	1:46.772	82.04	0.664	15:37:40.081
7 -	33.317	96.1	48.318	74.7	26.010	108.0	1:47.645	81.37	1.537	15:39:27.726
8 -	33.429	87.7	48.914	72.2	26.228	107.7	1:48.571	80.68	2.463	15:41:16.297
9 -	33.597	91.6	48.375	77.0	36.747	67.6	1:58.719	73.78	12.611	15:43:15.016

P16 61 TP		Cliff PELLIN			Ford Fiesta ST150					
IDEAL LAP TIME : 1:46.183		BEST LAP TIME : 1:46.552			DIFFERENCE : 0.369					
LAP	SECTOR 1	SECTOR 2	SECTOR 3	LAP TIME	MPH	DIFF	TIME OF DAY			
1 -		83.7	53.382	80.3	26.895	112.5	2:06.541	69.22	19.989	15:28:49.444
2 -	34.193	89.3	49.167	76.6	26.232	113.3	1:49.592	79.93	3.040	15:30:39.036
3 -	33.478	92.8	48.253	81.2	25.448	112.5	1:47.179 (3)	81.73	0.627	15:32:26.215
4 -	33.257	92.3	48.208	83.8	25.168	113.3	1:46.633 (2)	82.14	0.081	15:34:12.848
5 -	35.312	88.5	53.399	80.6	25.528	112.0	1:54.239	76.67	7.687	15:36:07.087
6 -	33.444	92.1	48.442	84.5	25.386	112.7	1:47.272	81.66	0.720	15:37:54.359
7 -	33.456	91.0	47.758	84.5	25.338	113.9	1:46.552 (1)	82.21		15:39:40.911
8 -	34.395	89.8	49.950	84.0	25.769	111.8	1:50.114	79.55	3.562	15:41:31.025
9 -	33.398	91.1	49.257	81.1	25.672	111.1	1:48.327	80.86	1.775	15:43:19.352

P17 111 TP		Daniel ADAMS			Proton Satria					
IDEAL LAP TIME : 1:47.205		BEST LAP TIME : 1:48.259			DIFFERENCE : 1.054					
LAP	SECTOR 1	SECTOR 2	SECTOR 3	LAP TIME	MPH	DIFF	TIME OF DAY			
1 -		83.4	51.725		26.981	106.1	2:02.811	71.32	14.552	15:28:45.714
2 -	34.281	85.9	49.111		26.715	106.0	1:50.107	79.55	1.848	15:30:35.821
3 -	34.115	87.8	48.053		26.091	105.0	1:48.259 (1)	80.91		15:32:24.080
4 -	33.415	88.4	48.710		26.662	104.6	1:48.787	80.52	0.528	15:34:12.867
5 -	35.403	84.8	49.127		26.159	103.2	1:50.689	79.13	2.430	15:36:03.556
6 -	34.127	87.8	48.532		26.193	103.7	1:48.852	80.47	0.593	15:37:52.408
7 -	33.756	87.8	48.451		26.125	104.5	1:48.332 (2)	80.86	0.073	15:39:40.740
8 -	34.344	87.7	50.451		25.929	105.5	1:50.724	79.11	2.465	15:41:31.464
9 -	33.223	87.3	49.267		26.037	104.8	1:48.527 (3)	80.71	0.268	15:43:19.991

P18 22 A		Marcus BICKNELL			Ford Mustang Mach 1					
IDEAL LAP TIME : 1:47.952		BEST LAP TIME : 1:48.311			DIFFERENCE : 0.359					
LAP	SECTOR 1	SECTOR 2	SECTOR 3	LAP TIME	MPH	DIFF	TIME OF DAY			
1 -		85.7	52.624		26.506	111.6	2:04.760	70.21	16.449	15:28:47.663
2 -	35.604	87.0	50.363		26.175	116.9	1:52.142	78.11	3.831	15:30:39.805
3 -	34.308	90.3	49.393		26.337	117.3	1:50.038	79.60	1.727	15:32:29.843
4 -	34.692	88.4	49.176		25.729	116.7	1:49.597 (3)	79.92	1.286	15:34:19.440
5 -	34.267	89.4	49.830		26.581	103.5	1:50.678	79.14	2.367	15:36:10.118
6 -	34.601	86.8	50.038		25.774	117.5	1:50.413	79.33	2.102	15:38:00.531
7 -	33.884	87.2	49.146		25.465	117.7	1:48.495 (2)	80.73	0.184	15:39:49.026
8 -	33.844	89.1	48.643		25.824	115.5	1:48.311 (1)	80.87		15:41:37.337
9 -	34.707	89.3	49.542		26.115	107.8	1:50.364	79.37	2.053	15:43:27.701

Weather / Track : Cloudy / Dry

Brands Hatch GP

Circuit Length = 2.4332 miles

Start: 15:26 Flag 15:41 End: 15:45

Motorsport News Saloons Combined with Cannons Tin Tops

RACE 10 - SECTOR ANALYSIS

SECTOR 1 = FL to I1, SECTOR 2 = I1 to I2, SECTOR 3 = I2 to FL, DIFF = Difference To Personal Best Lap

P19 74 C		Sean FAIRWEATHER			Ford Sierra					
IDEAL LAP TIME : 1:49.937		BEST LAP TIME : 1:50.159			DIFFERENCE : 0.222					
LAP	SECTOR 1	SECTOR 2		SECTOR 3		LAP TIME	MPH	DIFF	TIME OF DAY	
1 -	OUTLAP	88.5	52.899		26.357	113.9	2:03.927	70.68	13.768	15:28:46.830
2 -	35.464	92.3	49.920		25.974	113.3	1:51.358	78.66	1.199	15:30:38.188
3 -	35.085	92.6	49.750		25.956	114.9	1:50.791 (3)	79.06	0.632	15:32:28.979
4 -	34.692	94.1	51.139	79.6	25.870	115.7	1:51.701	78.42	1.542	15:34:20.680
5 -	34.753	90.9	51.275		26.214	113.3	1:52.242	78.04	2.083	15:36:12.922
6 -	34.612	93.5	49.571		25.976	112.7	1:50.159 (1)	79.51		15:38:03.081
7 -	34.933	93.5	50.034		26.073	112.2	1:51.040	78.88	0.881	15:39:54.121
8 -	34.496	94.7	49.905		25.946	111.8	1:50.347 (2)	79.38	0.188	15:41:44.468
9 -	48.971	52.6	1:12.343		IN PIT		3:18.908 P	44.03	1:28.749	15:45:03.376

P20 5 T3		Ryan STEEL			Citroen Saxo					
IDEAL LAP TIME : 1:49.377		BEST LAP TIME : 1:49.997			DIFFERENCE : 0.620					
LAP	SECTOR 1	SECTOR 2		SECTOR 3		LAP TIME	MPH	DIFF	TIME OF DAY	
1 -		81.9	53.790		26.985	103.8	2:05.679	69.70	15.682	15:28:48.582
2 -	35.204	83.3	50.359		26.814	104.6	1:52.377	77.95	2.380	15:30:40.959
3 -	34.964	80.4	51.643		26.482	104.0	1:53.089	77.45	3.092	15:32:34.048
4 -	34.136	85.1	50.099		26.293	103.4	1:50.528 (3)	79.25	0.531	15:34:24.576
5 -	34.139	85.2	49.514		26.379	103.4	1:50.032 (2)	79.61	0.035	15:36:14.608
6 -	34.981	84.5	49.648		26.147	103.2	1:50.776	79.07	0.779	15:38:05.384
7 -	34.138	85.2	49.094	79.4	26.765	103.2	1:49.997 (1)	79.63		15:39:55.381
8 -	34.327	85.3	49.211		27.871	101.6	1:51.409	78.62	1.412	15:41:46.790

P21 79 T3		Mikey DAY			Citroen Saxo					
IDEAL LAP TIME : 1:50.849		BEST LAP TIME : 1:51.033			DIFFERENCE : 0.184					
LAP	SECTOR 1	SECTOR 2		SECTOR 3		LAP TIME	MPH	DIFF	TIME OF DAY	
1 -		78.7	51.810		27.370	102.7	2:03.502	70.92	12.469	15:28:46.405
2 -	34.279	82.2	51.892		27.347	102.4	1:53.518	77.16	2.485	15:30:39.923
3 -	35.300	81.9	49.944		26.961	101.3	1:52.205	78.06	1.172	15:32:32.128
4 -	34.369	81.8	50.012		26.867	101.3	1:51.248 (2)	78.74	0.215	15:34:23.376
5 -	34.340	82.3	49.760		26.933	101.2	1:51.033 (1)	78.89		15:36:14.409
6 -	35.203	80.4	50.132		26.834	101.2	1:52.169	78.09	1.136	15:38:06.578
7 -	34.796	81.5	49.900		26.929	101.0	1:51.625	78.47	0.592	15:39:58.203
8 -	34.397	82.2	49.736		27.152	99.8	1:51.285 (3)	78.71	0.252	15:41:49.488

P22 66 D		Perry WINCH			Renault Clio Cup					
IDEAL LAP TIME : 1:49.048		BEST LAP TIME : 1:49.048			DIFFERENCE : 0.000					
LAP	SECTOR 1	SECTOR 2		SECTOR 3		LAP TIME	MPH	DIFF	TIME OF DAY	
1 -		73.9	65.9	56.237	28.427	110.0	2:12.888	65.91	23.840	15:28:55.791
2 -	35.277	83.4	74.6	51.421	26.558	112.0	1:53.256	77.34	4.208	15:30:49.047
3 -	34.782	84.6	73.1	52.244	26.559	111.8	1:53.585	77.12	4.537	15:32:42.632
4 -	34.250	84.9	73.3	51.976	26.262	112.5	1:52.488 (3)	77.87	3.440	15:34:35.120
5 -	34.713	87.7	74.0	52.156	26.256	112.2	1:53.125	77.43	4.077	15:36:28.245
6 -	34.987	86.0	76.0	51.832	26.965	110.1	1:53.784	76.98	4.736	15:38:22.029
7 -	34.532	87.2	73.5	50.778	26.159	111.1	1:51.469 (2)	78.58	2.421	15:40:13.498
8 -	33.859	86.8	81.5	49.359	25.830	110.9	1:49.048 (1)	80.33		15:42:02.546

P23 78 T3		Steve EVERSON			Citroen Saxo					
IDEAL LAP TIME : 1:51.460		BEST LAP TIME : 1:52.033			DIFFERENCE : 0.573					
LAP	SECTOR 1	SECTOR 2		SECTOR 3		LAP TIME	MPH	DIFF	TIME OF DAY	
1 -		80.7	54.585		28.243	103.7	2:07.664	68.61	15.631	15:28:50.567
2 -	35.017	84.5	51.228		28.763	103.4	1:55.008	76.16	2.975	15:30:45.575
3 -	35.416	83.3	51.418		27.990	103.7	1:54.824	76.28	2.791	15:32:40.399
4 -	35.465	83.1	50.459		27.728	103.5	1:53.652 (3)	77.07	1.619	15:34:34.051
5 -	35.476	84.0	50.862		27.394	103.4	1:53.732	77.02	1.699	15:36:27.783
6 -	35.236	85.0	51.170		27.076	102.2	1:53.482 (2)	77.19	1.449	15:38:21.265
7 -	34.945	84.9	51.873		26.888	104.0	1:53.706	77.03	1.673	15:40:14.971

Brands Hatch GP

Circuit Length = 2.4332 miles

Start: 15:26 Flag 15:41 End: 15:45

Weather / Track : Cloudy / Dry

Motorsport News Saloons Combined with Cannons Tin Tops

RACE 10 - SECTOR ANALYSIS

SECTOR 1 = FL to I1, SECTOR 2 = I1 to I2, SECTOR 3 = I2 to FL, DIFF = Difference To Personal Best Lap

8 - **34.824** 84.7 **49.748** 27.461 102.4 **1:52.033 (1)** **78.18** **15:42:07.004**

P24 37 T1 Ken ANGELL		BMW E36 328i							
IDEAL LAP TIME : 1:52.049		BEST LAP TIME : 1:52.270							
		DIFFERENCE : 0.221							
LAP	SECTOR 1	SECTOR 2	SECTOR 3	LAP TIME	MPH	DIFF	TIME OF DAY		
1 -		83.1	53.930	27.571	108.5	2:06.750	69.11	14.480	15:28:49.653
2 -	35.320	86.3	51.648	28.126	107.7	1:55.094	76.11	2.824	15:30:44.747
3 -	35.625	85.1	51.526	27.974	108.0	1:55.125	76.08	2.855	15:32:39.872
4 -	35.128	86.1	50.899	27.701	107.5	1:53.728 (3)	77.02	1.458	15:34:33.600
5 -	35.420	85.8	50.686	27.732	106.6	1:53.838	76.95	1.568	15:36:27.438
6 -	35.267	86.0	52.010	27.507	107.0	1:54.784	76.31	2.514	15:38:22.222
7 -	35.979	85.8	50.320	27.166	107.7	1:53.465 (2)	77.20	1.195	15:40:15.687
8 -	34.773	85.2	50.110	27.387	106.8	1:52.270 (1)	78.02		15:42:07.957

P25 6 TP James ALFORD		Renault Clio 172 Cup							
IDEAL LAP TIME : 1:51.859		BEST LAP TIME : 1:52.239							
		DIFFERENCE : 0.380							
LAP	SECTOR 1	SECTOR 2	SECTOR 3	LAP TIME	MPH	DIFF	TIME OF DAY		
1 -		84.2	53.887	27.887	108.5	2:07.736	68.57	15.497	15:28:50.639
2 -	35.394	85.9	51.755	27.520	109.1	1:54.669	76.39	2.430	15:30:45.308
3 -	35.482	85.0	51.418	27.912	106.0	1:54.812	76.29	2.573	15:32:40.120
4 -	35.817	81.5	51.268	27.104	107.5	1:54.189	76.71	1.950	15:34:34.309
5 -	35.385	83.7	51.111	27.368	106.1	1:53.864 (3)	76.93	1.625	15:36:28.173
6 -	35.584	86.3	51.794	27.272	106.1	1:54.650	76.40	2.411	15:38:22.823
7 -	35.915	85.2	50.482	27.268	106.3	1:53.665 (2)	77.06	1.426	15:40:16.488
8 -	34.668	85.2	50.087	27.484	105.5	1:52.239 (1)	78.04		15:42:08.727

P26 12 T3 Chris BROWN		Ford Fiesta XR2							
IDEAL LAP TIME : 1:52.698		BEST LAP TIME : 1:52.640							
		DIFFERENCE : -0.058							
LAP	SECTOR 1	SECTOR 2	SECTOR 3	LAP TIME	MPH	DIFF	TIME OF DAY		
1 -		80.1	55.032	75.3	101.2	2:10.050	67.35	17.410	15:28:52.953
2 -	36.146	85.0	51.825	79.2	102.4	1:55.035	76.14	2.395	15:30:47.988
3 -	35.205	85.0	50.952	79.2	102.4	1:53.381 (3)	77.26	0.741	15:32:41.369
4 -	35.211	84.7	52.862	77.3	102.7	1:55.103	76.10	2.463	15:34:36.472
5 -	35.156	84.7	51.076	75.9	101.9	1:53.342 (2)	77.28	0.702	15:36:29.814
6 -	35.028		51.421	75.1	102.1	1:53.483	77.19	0.843	15:38:23.297
7 -	36.117	82.5	50.640	79.5	101.8	1:53.917	76.89	1.277	15:40:17.214
8 -			82.8	75.3	101.5	1:52.640 (1)	77.76		15:42:09.854

P27 132 TP Adrian MATTHEWS		Ford Puma							
IDEAL LAP TIME : 1:52.025		BEST LAP TIME : 1:52.673							
		DIFFERENCE : 0.648							
LAP	SECTOR 1	SECTOR 2	SECTOR 3	LAP TIME	MPH	DIFF	TIME OF DAY		
1 -		74.3	55.468	28.031	103.5	2:11.209	66.76	18.536	15:28:54.112
2 -	35.475	80.9	52.031	27.175	104.3	1:54.681	76.38	2.008	15:30:48.793
3 -	35.920	81.4	52.129	27.098	104.2	1:55.147	76.07	2.474	15:32:43.940
4 -	34.931	82.7	51.126	27.006	105.3	1:53.063 (3)	77.47	0.390	15:34:37.003
5 -	35.082	82.2	51.473	27.014	104.2	1:53.569	77.13	0.896	15:36:30.572
6 -	34.897	83.8	51.419	27.465	103.7	1:53.781	76.98	1.108	15:38:24.353
7 -	35.389	79.0	50.905	26.743	104.2	1:53.037 (2)	77.49	0.364	15:40:17.390
8 -	35.244	82.4	50.385	27.044	97.8	1:52.673 (1)	77.74		15:42:10.063

P28 75 T3 Ben FORBES		Citroen Saxo							
IDEAL LAP TIME : 1:54.792		BEST LAP TIME : 1:55.140							
		DIFFERENCE : 0.348							
LAP	SECTOR 1	SECTOR 2	SECTOR 3	LAP TIME	MPH	DIFF	TIME OF DAY		
1 -		78.1	54.480	71.8	99.4	2:11.950	66.38	16.810	15:28:54.853
2 -	35.344	82.0	52.849	74.8	99.7	1:56.410	75.24	1.270	15:30:51.263
3 -	35.859	81.5	52.549	74.3	99.8	1:56.286	75.33	1.146	15:32:47.549
4 -	35.515	82.1	51.751	72.5	99.2	1:55.140 (1)	76.07		15:34:42.689
5 -	35.180	82.1	52.646	67.9	98.8	1:55.718 (2)	75.69	0.578	15:36:38.407
6 -	35.396	80.6	52.457	73.3	98.5	1:56.121	75.43	0.981	15:38:34.528

Brands Hatch GP

Circuit Length = 2.4332 miles

Start: 15:26 Flag 15:41 End: 15:45

Weather / Track : Cloudy / Dry

Motorsport News Saloons Combined with Cannons Tin Tops

RACE 10 - SECTOR ANALYSIS

SECTOR 1 = FL to I1, SECTOR 2 = I1 to I2, SECTOR 3 = I2 to FL, DIFF = Difference To Personal Best Lap

7 -	35.515	81.4	52.593	73.5	27.861	99.4	1:55.969 (3)	75.53	0.829	15:40:30.497
8 -	35.609	79.8	52.821	74.7	27.964	98.6	1:56.394	75.26	1.254	15:42:26.891

P29	41 T3	Rob TAYLOR				Ford Fiesta XR2i					
IDEAL LAP TIME : 1:54.747		BEST LAP TIME : 1:55.689				DIFFERENCE : 0.942					
LAP	SECTOR 1		SECTOR 2		SECTOR 3		LAP TIME	MPH	DIFF	TIME OF DAY	
1 -		75.5	55.413		29.886	97.8	2:15.500	64.64	19.811	15:28:58.403	
2 -	36.457	76.0	52.693		28.701	96.2	1:57.851	74.32	2.162	15:30:56.254	
3 -	35.555	79.7	52.223		28.228	97.2	1:56.006 (2)	75.51	0.317	15:32:52.260	
4 -	35.594	80.1	52.403		28.419	96.4	1:56.416	75.24	0.727	15:34:48.676	
5 -	35.314	80.5	52.521		28.548	96.8	1:56.383 (3)	75.26	0.694	15:36:45.059	
6 -	35.710	80.5	53.560		27.897	96.2	1:57.167	74.76	1.478	15:38:42.226	
7 -	35.295	80.3	53.484		27.923	97.2	1:56.702	75.06	1.013	15:40:38.928	
8 -	35.457	80.4	51.555		28.677	94.9	1:55.689 (1)	75.71		15:42:34.617	

P30	95 T3	Matt ELLIS				Citroen Saxo VTR					
IDEAL LAP TIME : 1:55.077		BEST LAP TIME : 1:55.496				DIFFERENCE : 0.419					
LAP	SECTOR 1		SECTOR 2		SECTOR 3		LAP TIME	MPH	DIFF	TIME OF DAY	
1 -		72.1	55.027	67.9	29.510	97.5	2:14.411	65.17	18.915	15:28:57.314	
2 -	37.539	75.4	53.146	77.3	28.423	95.8	1:59.108	73.54	3.612	15:30:56.422	
3 -	35.893	78.4	53.150	73.5	27.959	97.1	1:57.002	74.86	1.506	15:32:53.424	
4 -	35.768	79.4	51.833	76.3	27.985	96.5	1:55.586 (2)	75.78	0.090	15:34:49.010	
5 -	35.579	80.1	52.392	71.7	28.823	96.1	1:56.794	75.00	1.298	15:36:45.804	
6 -	35.589	80.2	53.230	69.6	28.191	96.6	1:57.010	74.86	1.514	15:38:42.814	
7 -	35.476	79.7	53.002	79.0	27.956	97.3	1:56.434 (3)	75.23	0.938	15:40:39.248	
8 -	35.609	78.8	51.645	75.8	28.242	95.1	1:55.496 (1)	75.84		15:42:34.744	

P31	93 E	Gary COLE				Citroen BX					
IDEAL LAP TIME : 1:54.167		BEST LAP TIME : 1:54.172				DIFFERENCE : 0.005					
LAP	SECTOR 1		SECTOR 2		SECTOR 3		LAP TIME	MPH	DIFF	TIME OF DAY	
1 -		81.3	1:01.256		29.071	101.6	2:17.413	63.74	23.241	15:29:00.316	
2 -	37.440	82.8	52.939		27.874	104.6	1:58.253	74.07	4.081	15:30:58.569	
3 -	36.160	84.4	53.160		27.687	105.3	1:57.007	74.86	2.835	15:32:55.576	
4 -	36.141	85.7	52.212		27.670	104.3	1:56.023 (3)	75.50	1.851	15:34:51.599	
5 -	36.570	85.2	52.413		27.889	103.0	1:56.872	74.95	2.700	15:36:48.471	
6 -	37.055	85.2	52.153		27.527	105.1	1:56.735	75.04	2.563	15:38:45.206	
7 -	35.970	84.5	51.833		28.180	102.9	1:55.983 (2)	75.52	1.811	15:40:41.189	
8 -	35.975	84.7	51.089		27.108	104.3	1:54.172 (1)	76.72		15:42:35.361	

P32	10 T3	Terry WALLER				Peugeot 205 Gti					
IDEAL LAP TIME : 1:57.385		BEST LAP TIME : 1:57.692				DIFFERENCE : 0.307					
LAP	SECTOR 1		SECTOR 2		SECTOR 3		LAP TIME	MPH	DIFF	TIME OF DAY	
1 -		68.1	55.781	67.6	29.364	96.6	2:15.321	64.73	17.629	15:28:58.224	
2 -	36.776	78.5	53.794	75.1	28.233	97.2	1:58.803	73.73	1.111	15:30:57.027	
3 -	36.559	78.8	54.728	70.4	28.441	96.1	1:59.728	73.16	2.036	15:32:56.755	
4 -	36.618	78.5	52.812	76.2	28.447	95.0	1:57.877 (2)	74.31	0.185	15:34:54.632	
5 -	36.340	79.1	53.380	76.8	28.349	95.0	1:58.069 (3)	74.19	0.377	15:36:52.701	
6 -	36.955	79.2	52.919	76.6	28.390	95.5	1:58.264	74.07	0.572	15:38:50.965	
7 -	36.936	78.2	53.159	75.4	28.307	95.3	1:58.402	73.98	0.710	15:40:49.367	
8 -	36.445	79.1	52.907	74.6	28.340	94.6	1:57.692 (1)	74.43		15:42:47.059	

P33	34 B	Steve DANN				VW Golf					
IDEAL LAP TIME : 1:57.849		BEST LAP TIME : 1:59.595				DIFFERENCE : 1.746					
LAP	SECTOR 1		SECTOR 2		SECTOR 3		LAP TIME	MPH	DIFF	TIME OF DAY	
1 -		76.6	55.429	67.2	28.683	84.4	2:13.084	65.82	13.489	15:28:55.987	
2 -	36.544	84.0	53.092	73.1	29.959	68.8	1:59.595 (1)	73.24		15:30:55.582	
3 -	36.493	78.6	52.673	74.5	30.855	77.1	2:00.021 (2)	72.98	0.426	15:32:55.603	
4 -	38.488	77.2	59.114	65.2	33.539	83.6	2:11.141	66.79	11.546	15:35:06.744	
5 -	38.660	75.9	57.132	70.1	32.780	78.9	2:08.572	68.13	8.977	15:37:15.316	

Weather / Track : Cloudy / Dry

Brands Hatch GP

Circuit Length = 2.4332 miles

Start: 15:26 Flag 15:41 End: 15:45

Motorsport News Saloons Combined with Cannons Tin Tops

RACE 10 - SECTOR ANALYSIS

SECTOR 1 = FL to I1, SECTOR 2 = I1 to I2, SECTOR 3 = I2 to FL, DIFF = Difference To Personal Best Lap

6 -	39.937	78.8	57.220	73.9	31.995	66.3	2:09.152	67.82	9.557	15:39:24.468
7 -	38.508	72.0	58.581	71.9	30.776	85.1	2:07.865 (3)	68.50	8.270	15:41:32.333
8 -	38.544	82.1	56.581	68.5	35.863	71.2	2:10.988	66.87	11.393	15:43:43.321

P34	69 T1	Barnaby DAVIES				Toyota Starlet GT					
IDEAL LAP TIME : 1:44.374		BEST LAP TIME : 1:44.840				DIFFERENCE : 0.466					
LAP	SECTOR 1		SECTOR 2		SECTOR 3		LAP TIME	MPH	DIFF	TIME OF DAY	
1 -		89.4	49.310		25.618	118.3	1:57.394	74.61	12.554	15:28:40.297	
2 -	33.721	92.3	46.824		26.241	118.7	1:46.786	82.03	1.946	15:30:27.083	
3 -	33.184	94.1	46.927		24.729	117.1	1:44.840 (1)	83.55		15:32:11.923	
4 -	33.037	92.3	47.017		25.268	116.9	1:45.322 (3)	83.17	0.482	15:33:57.245	
5 -	33.357	93.8	46.780		25.114	116.9	1:45.251 (2)	83.22	0.411	15:35:42.496	
6 -	33.313	96.6	48.200		24.707	117.7	1:46.220	82.46	1.380	15:37:28.716	
7 -	32.887	96.6	48.205		24.762	117.7	1:45.854	82.75	1.014	15:39:14.570	

P35	51 A	Alex SIDWELL				Holden Commodore					
IDEAL LAP TIME : 1:37.632		BEST LAP TIME : 1:37.741				DIFFERENCE : 0.109					
LAP	SECTOR 1		SECTOR 2		SECTOR 3		LAP TIME	MPH	DIFF	TIME OF DAY	
1 -		92.6	46.631		23.420	135.8	1:47.341	81.60	9.600	15:28:30.244	
2 -	31.732	103.0	44.163		23.147	135.8	1:39.042 (3)	88.44	1.301	15:30:09.286	
3 -	31.024	104.8	43.881		22.836	137.2	1:37.741 (1)	89.62		15:31:47.027	
4 -	30.915	101.6	44.547		23.011	134.7	1:38.473 (2)	88.95	0.732	15:33:25.500	
5 -	31.675	104.2	44.781		23.144	134.7	1:39.600	87.95	1.859	15:35:05.100	
6 -	31.520	102.2					1:39.778	87.79	2.037	15:36:44.878	

P36	89 C	Mike CHITTENDEN				BMW M3					
IDEAL LAP TIME : 1:47.286		BEST LAP TIME : 1:48.262				DIFFERENCE : 0.976					
LAP	SECTOR 1		SECTOR 2		SECTOR 3		LAP TIME	MPH	DIFF	TIME OF DAY	
1 -		79.9	52.403		27.467	110.9	2:08.211 (3)	68.32	19.949	15:28:51.114	
2 -	34.870	89.1	50.090		25.149	115.1	1:50.109 (2)	79.55	1.847	15:30:41.223	
3 -	34.516	88.8	47.711		26.035	114.9	1:48.262 (1)	80.91		15:32:29.485	

P37	28 A	Malcolm WISE				Ford Escort Cosworth					
IDEAL LAP TIME : 1:39.465		BEST LAP TIME : 1:40.465				DIFFERENCE : 1.000					
LAP	SECTOR 1		SECTOR 2		SECTOR 3		LAP TIME	MPH	DIFF	TIME OF DAY	
1 -		94.3	47.571	85.5	23.975	133.1	1:48.552 (2)	80.69	8.087	15:28:31.455	
2 -	31.720	105.0	44.521	87.7	24.224	134.7	1:40.465 (1)	87.19		15:30:11.920	

P38	32 A	Adam MEW				Ford Escort					
IDEAL LAP TIME : 1:53.523		BEST LAP TIME : 1:53.523				DIFFERENCE : 0.000					
LAP	SECTOR 1		SECTOR 2		SECTOR 3		LAP TIME	MPH	DIFF	TIME OF DAY	
1 -		76.5	52.179		28.911	84.3	2:09.180 (2)	67.81	15.657	15:28:52.083	
2 -	36.272	83.3	50.660		26.591	106.3	1:53.523 (1)	77.16		15:30:45.606	

Motorsport News Saloons Combined with Cannons Tin Tops

RACE 10 - BEST SPEEDS

POS	INTERMEDIATE 1			INTERMEDIATE 2			FINISH LINE		
	NO	NAME	MPH	NO	NAME	MPH	NO	NAME	MPH
1	28	WISE	106.6	28	WISE	87.7	51	SIDWELL	137.2
2	51	SIDWELL	104.8	43	KNIGHT	87.3	25	COWAN	135.8
3	44	BIRLEY	101.3	33	BASSETT	86.1	28	WISE	134.7
4	18	THOMSON	100.4	61	PELLIN	84.5	44	BIRLEY	134.2
5	43	KNIGHT	100.1	11	CRIPPS	84.0	30	BUTLER	128.0
6	25	COWAN	100.0	26	RICHARDS	83.5	43	KNIGHT	125.4
7	72	BRIDGER	97.8	12	BROWN	82.8	11	CRIPPS	124.0
8	11	CRIPPS	97.2	45	SCOTT	82.2	14	TURNER	122.4
9	69	DAVIES	96.6	66	WINCH	81.5	18	THOMSON	121.3
10	30	BUTLER	96.6	98	CHARLTON	80.6	54	BANHAM	119.6
11	199	HOSIER	96.2	74	FAIRWEATHER	79.6	45	SCOTT	118.9
12	98	CHARLTON	96.1	5	STEEL	79.4	69	DAVIES	118.7
13	14	TURNER	95.5	95	ELLIS	79.0	22	BICKNELL	117.7
14	54	BANHAM	94.9	10	WALLER	76.8	72	BRIDGER	116.3
15	74	FAIRWEATHER	94.7	14	TURNER	76.7	98	CHARLTON	116.3
16	45	SCOTT	93.8	75	FORBES	74.8	199	HOSIER	115.9
17	89	CHITTENDEN	92.9	34	DANN	74.5	74	FAIRWEATHER	115.7
18	61	PELLIN	92.8				89	CHITTENDEN	115.1
19	26	RICHARDS	92.3				61	PELLIN	113.9
20	77	OSBORNE	91.8				26	RICHARDS	113.3
21	33	BASSETT	90.6				66	WINCH	112.5
22	22	BICKNELL	90.3				77	OSBORNE	111.2
23	111	ADAMS	88.4				33	BASSETT	109.8
24	66	WINCH	87.7				6	ALFORD	109.1
25	37	ANGELL	86.3				37	ANGELL	108.5
26	6	ALFORD	86.3				32	MEW	106.3
27	93	COLE	85.7				111	ADAMS	106.1
28	5	STEEL	85.3				132	MATTHEWS	105.3
29	12	BROWN	85.0				93	COLE	105.3
30	78	EVERSON	85.0				5	STEEL	104.6
31	34	DANN	84.0				78	EVERSON	104.0
32	132	MATTHEWS	83.8				12	BROWN	102.7
33	32	MEW	83.3				79	DAY	102.7
34	79	DAY	82.3				75	FORBES	99.8
35	75	FORBES	82.1				41	TAYLOR	97.8
36	41	TAYLOR	80.5				95	ELLIS	97.5
37	95	ELLIS	80.2				10	WALLER	97.2
38	10	WALLER	79.2				34	DANN	85.1

Weather / Track : Cloudy / Dry

Results can be found at www.tsl-timing.com

Brands Hatch GP

Circuit Length = 2.4332 miles

Start: 15:26 Flag 15:41 End: 15:45

Printed - 15:46 Sunday, 13 September 2015

Motorsport News Saloons Combined with Cannons Tin Tops

RACE 10 - BEST SECTORS

SECTOR 1			SECTOR 2			SECTOR 3			IDEAL / BEST COMPARISON						
POS	NO	NAME	TIME	NO	NAME	TIME	NO	NAME	TIME	POS	NO	NAME	IDEAL	BEST	DIFF
													PERFECT LAP	1:36.935	
1	51	SIDWELL	30.915	44	BIRLEY	43.184	51	SIDWELL	22.836	1	44	BIRLEY	1:37.254	1:37.650	0.396
2	44	BIRLEY	30.941	51	SIDWELL	43.881	44	BIRLEY	23.129	2	51	SIDWELL	1:37.632	1:37.741	0.109
3	28	WISE	30.969	43	KNIGHT	43.983	43	KNIGHT	23.444	3	43	KNIGHT	1:38.461	1:38.651	0.190
4	43	KNIGHT	31.034	18	THOMSON	44.474	25	COWAN	23.583	4	28	WISE	1:39.465	1:40.465	1.000
5	18	THOMSON	31.643	28	WISE	44.521	18	THOMSON	23.725	5	18	THOMSON	1:39.842	1:39.882	0.040
6	30	BUTLER	31.902	25	COWAN	45.434	28	WISE	23.975	6	25	COWAN	1:41.266	1:41.821	0.555
7	25	COWAN	32.249	30	BUTLER	45.747	30	BUTLER	23.984	7	30	BUTLER	1:41.633	1:41.866	0.233
8	72	BRIDGER	32.622	14	TURNER	46.248	14	TURNER	24.300	8	14	TURNER	1:43.510	1:43.510	0.000
9	11	CRIPPS	32.855	199	HOSIER	46.754	199	HOSIER	24.394	9	199	HOSIER	1:44.011	1:45.217	1.206
10	199	HOSIER	32.863	69	DAVIES	46.780	11	CRIPPS	24.661	10	69	DAVIES	1:44.374	1:44.840	0.466
11	26	RICHARDS	32.881	11	CRIPPS	46.863	69	DAVIES	24.707	11	11	CRIPPS	1:44.379	1:44.821	0.442
12	69	DAVIES	32.887	72	BRIDGER	46.929	72	BRIDGER	24.920	12	72	BRIDGER	1:44.471	1:45.437	0.966
13	14	TURNER	32.962	98	CHARLTON	47.297	89	CHITTENDEN	25.149	13	54	BANHAM	1:45.497	1:45.500	0.003
14	54	BANHAM	32.991	54	BANHAM	47.330	61	PELLIN	25.168	14	98	CHARLTON	1:45.776	1:46.108	0.332
15	98	CHARLTON	33.025	89	CHITTENDEN	47.711	54	BANHAM	25.176	15	61	PELLIN	1:46.183	1:46.552	0.369
16	111	ADAMS	33.223	61	PELLIN	47.758	45	SCOTT	25.301	16	26	RICHARDS	1:46.633	1:47.340	0.707
17	61	PELLIN	33.257	33	BASSETT	47.913	98	CHARLTON	25.454	17	33	BASSETT	1:46.884	1:46.954	0.070
18	33	BASSETT	33.306	45	SCOTT	47.942	22	BICKNELL	25.465	18	111	ADAMS	1:47.205	1:48.259	1.054
19	77	OSBORNE	33.393	111	ADAMS	48.053	26	RICHARDS	25.509	19	45	SCOTT	1:47.272	1:47.572	0.300
20	22	BICKNELL	33.844	26	RICHARDS	48.243	33	BASSETT	25.665	20	89	CHITTENDEN	1:47.286	1:48.262	0.976
21	66	WINCH	33.859	77	OSBORNE	48.398	77	OSBORNE	25.712	21	77	OSBORNE	1:47.503	1:47.503	0.000
22	45	SCOTT	34.029	22	BICKNELL	48.643	66	WINCH	25.830	22	22	BICKNELL	1:47.952	1:48.311	0.359
23	5	STEEL	34.136	5	STEEL	49.094	74	FAIRWEATHER	25.870	23	66	WINCH	1:49.048	1:49.048	0.000
24	79	DAY	34.279	66	WINCH	49.359	111	ADAMS	25.929	24	5	STEEL	1:49.377	1:49.997	0.620
25	89	CHITTENDEN	34.426	74	FAIRWEATHER	49.571	5	STEEL	26.147	25	74	FAIRWEATHER	1:49.937	1:50.159	0.222
26	74	FAIRWEATHER	34.496	79	DAY	49.736	32	MEW	26.591	26	79	DAY	1:50.849	1:51.033	0.184
27	6	ALFORD	34.668	78	EVERSON	49.748	132	MATTHEWS	26.743	27	78	EVERSON	1:51.460	1:52.033	0.573
28	37	ANGELL	34.773	6	ALFORD	50.087	79	DAY	26.834	28	6	ALFORD	1:51.859	1:52.239	0.380
29	78	EVERSON	34.824	37	ANGELL	50.110	78	EVERSON	26.888	29	132	MATTHEWS	1:52.025	1:52.673	0.648
30	132	MATTHEWS	34.897	132	MATTHEWS	50.385	12	BROWN	27.030	30	37	ANGELL	1:52.049	1:52.270	0.221
31	12	BROWN	35.028	12	BROWN	50.640	6	ALFORD	27.104	31	12	BROWN	1:52.698	1:52.640	-0.058
32	75	FORBES	35.180	32	MEW	50.660	93	COLE	27.108	32	32	MEW	1:53.523	1:53.523	0.000
33	41	TAYLOR	35.295	93	COLE	51.089	37	ANGELL	27.166	33	93	COLE	1:54.167	1:54.172	0.005
34	95	ELLIS	35.476	41	TAYLOR	51.555	75	FORBES	27.861	34	41	TAYLOR	1:54.747	1:55.689	0.942
35	93	COLE	35.970	95	ELLIS	51.645	41	TAYLOR	27.897	35	75	FORBES	1:54.792	1:55.140	0.348
36	32	MEW	36.272	75	FORBES	51.751	95	ELLIS	27.956	36	95	ELLIS	1:55.077	1:55.496	0.419
37	10	WALLER	36.340	34	DANN	52.673	10	WALLER	28.233	37	10	WALLER	1:57.385	1:57.692	0.307
38	34	DANN	36.493	10	WALLER	52.812	34	DANN	28.683	38	34	DANN	1:57.849	1:59.595	1.746

Weather / Track : Cloudy / Dry

Brands Hatch GP

Circuit Length = 2.4332 miles

Start: 15:26 Flag 15:41 End: 15:45

Results can be found at www.tsl-timing.com

Printed - 15:45 Sunday, 13 September 2015

Motorsport News Saloons Combined with Cannons Tin Tops

RACE 10 - LAP CHART

LAP 1 @ 15:28:27.305			LAP 2 @ 15:30:05.986			LAP 3 @ 15:31:43.636			LAP 4 @ 15:33:21.756			LAP 5 @ 15:35:00.394		
NO	BEHIND	LAP TIME	NO	BEHIND	LAP TIME	NO	BEHIND	LAP TIME	NO	BEHIND	LAP TIME	NO	BEHIND	LAP TIME
44		1:44.402	44		1:38.681	44		1:37.650	44		1:38.120	44		1:38.638
43	1.361	1:45.763	43	1.881	1:39.201	43	2.882	1:38.651	43	3.722	1:38.960	51	4.706	1:39.600
51	2.939	1:47.341	51	3.300	1:39.042	51	3.391	1:37.741	51	3.744	1:38.473	43	5.657	1:40.573
28	4.150	1:48.552	28	5.934	1:40.465	30	17.099	1:43.990	30	22.150	1:43.171	34	1 Lap	2:11.141
30	5.646	1:50.048	30	10.759	1:43.794	25	21.541	1:43.424	25	26.322	1:42.901	30	26.448	1:42.936
14	9.082	1:53.484	25	15.767	1:43.804	14	24.018	1:44.490	18	27.274	1:40.826	18	28.518	1:39.882
25	10.644	1:55.046	14	17.178	1:46.777	18	24.568	1:41.989	14	29.408	1:43.510	25	30.613	1:42.929
11	11.756	1:56.158	11	19.982	1:46.907	72	28.009	1:45.448	72	35.326	1:45.437	14	35.003	1:44.233
72	12.808	1:57.210	72	20.211	1:46.084	69	28.287	1:44.840	69	35.489	1:45.322	69	42.102	1:45.251
69	12.992	1:57.394	18	20.229	1:42.828	11	29.922	1:47.590	11	36.623	1:44.821	72	42.155	1:45.467
54	14.190	1:58.592	69	21.097	1:46.786	54	30.949	1:46.048	54	38.329	1:45.500	54	47.750	1:48.059
33	15.009	1:59.411	54	22.551	1:47.042	26	34.054	1:47.340	33	44.539	1:48.001	11	48.775	1:50.790
26	15.242	1:59.644	26	24.364	1:47.803	33	34.658	1:47.546	98	44.798	1:46.108	98	52.915	1:46.755
18	16.082	2:00.484	33	24.762	1:48.434	98	36.810	1:46.692	26	45.234	1:49.300	33	53.603	1:47.702
45	16.110	2:00.512	45	27.354	1:49.925	45	38.409	1:48.705	45	49.230	1:48.941	26	55.475	1:48.879
98	16.809	2:01.211	98	27.768	1:49.640	77	39.477	1:48.299	77	50.082	1:48.725	45	58.883	1:48.291
77	17.579	2:01.981	77	28.828	1:49.930	111	40.444	1:48.259	61	51.092	1:46.633	77	59.966	1:48.522
111	18.409	2:02.811	111	29.835	1:50.107	61	42.579	1:47.179	111	51.111	1:48.787	111	1:03.162	1:50.689
79	19.100	2:03.502	74	32.202	1:51.358	74	45.343	1:50.791	22	57.684	1:49.597	61	1:06.693	1:54.239
74	19.525	2:03.927	61	33.050	1:49.592	89	45.849	1:48.262	74	58.924	1:51.701	22	1:09.724	1:50.678
22	20.358	2:04.760	22	33.819	1:52.142	22	46.207	1:50.038	199	59.153	1:48.111	199	1:09.745	1:49.230
5	21.277	2:05.679	79	33.937	1:53.518	79	48.492	1:52.205	79	1:01.620	1:51.248	74	1:12.528	1:52.242
61	22.139	2:06.541	5	34.973	1:52.377	199	49.162	1:48.436	5	1:02.820	1:50.528	79	1:14.015	1:51.033
37	22.348	2:06.750	89	35.237	1:50.109	5	50.412	1:53.089	37	1:11.844	1:53.728	5	1:14.214	1:50.032
78	23.262	2:07.664	199	38.376	1:52.646	37	56.236	1:55.125	78	1:12.295	1:53.652	37	1:27.044	1:53.838
6	23.334	2:07.736	37	38.761	1:55.094	6	56.484	1:54.812	6	1:12.553	1:54.189	78	1:27.389	1:53.732
89	23.809	2:08.211	6	39.322	1:54.669	78	56.763	1:54.824	66	1:13.364	1:52.488	6	1:27.779	1:53.864
199	24.411	2:08.813	78	39.589	1:55.008	12	57.733	1:53.381	12	1:14.716	1:55.103	66	1:27.851	1:53.125
32	24.778	2:09.180	32	39.620	1:53.523	66	58.996	1:53.585	132	1:15.247	1:53.063	12	1:29.420	1:53.342
12	25.648	2:10.050	12	42.002	1:55.035	132	1:00.304	1:55.147	75	1:20.933	1:55.140	132	1:30.178	1:53.569
132	26.807	2:11.209	132	42.807	1:54.681	75	1:03.913	1:56.286	41	1:26.920	1:56.416	75	1:38.013	1:55.718
75	27.548	2:11.950	66	43.061	1:53.256	41	1:08.624	1:56.006	95	1:27.254	1:55.586			
66	28.486	2:12.888	75	45.277	1:56.410	95	1:09.788	1:57.002	93	1:29.843	1:56.023			
34	28.682	2:13.084	34	49.596	1:59.595	93	1:11.940	1:57.007	10	1:32.876	1:57.877			
95	30.009	2:14.411	41	50.268	1:57.851	34	1:11.967	2:00.021						
10	30.919	2:15.321	95	50.436	1:59.108	10	1:13.119	1:59.728						
41	31.098	2:15.500	10	51.041	1:58.803									
93	33.011	2:17.413	93	52.583	1:58.253									

Brands Hatch GP

Circuit Length = 2.4332 miles

Start: 15:26 Flag 15:41 End: 15:45

Weather / Track : Cloudy / Dry

Motorsport News Saloons Combined with Cannons Tin Tops

RACE 10 - LAP CHART

LAP 6 @ 15:36:41.384			LAP 7 @ 15:38:22.014			LAP 8 @ 15:40:03.208			LAP 9 @ 15:41:44.954		
NO	BEHIND	LAP TIME	NO	BEHIND	LAP TIME	NO	BEHIND	LAP TIME	NO	BEHIND	LAP TIME
44		1:40.990	44		1:40.630	44		1:41.194	44		1:41.746
51	3.494	1:39.778	66	1 Lap	1:53.784	43	4.553	1:41.940	5	1 Lap	1:51.409
41	1 Lap	1:56.383	37	1 Lap	1:54.784	66	1 Lap	1:51.469	43	3.702	1:40.895
43	4.081	1:39.414	6	1 Lap	1:54.650	78	1 Lap	1:53.706	79	1 Lap	1:51.285
95	1 Lap	1:56.794	12	1 Lap	1:53.483	37	1 Lap	1:53.465	66	1 Lap	1:49.048
93	1 Lap	1:56.872	132	1 Lap	1:53.781	6	1 Lap	1:53.665	78	1 Lap	1:52.033
10	1 Lap	1:58.069	43	3.807	1:40.356	12	1 Lap	1:53.917	37	1 Lap	1:52.270
30	27.661	1:42.203	75	1 Lap	1:56.121	132	1 Lap	1:53.037	6	1 Lap	1:52.239
18	28.127	1:40.599	41	1 Lap	1:57.167	75	1 Lap	1:55.969	12	1 Lap	1:52.640
25	31.939	1:42.316	95	1 Lap	1:57.010	30	30.363	1:42.660	132	1 Lap	1:52.673
34	1 Lap	2:08.572	93	1 Lap	1:56.735	18	30.745	1:42.533	30	30.546	1:41.929
14	38.785	1:44.772	30	28.897	1:41.866	25	35.327	1:43.391	18	30.731	1:41.732
69	47.332	1:46.220	10	1 Lap	1:58.264	41	1 Lap	1:56.702	25	36.688	1:43.107
72	47.423	1:46.258	18	29.406	1:41.909	95	1 Lap	1:56.434	75	1 Lap	1:56.394
54	53.481	1:46.721	25	33.130	1:41.821	93	1 Lap	1:55.983	41	1 Lap	1:55.689
98	58.697	1:46.772	14	44.198	1:46.043	10	1 Lap	1:58.402	95	1 Lap	1:55.496
11	59.167	1:51.382	69	52.556	1:45.854	14	50.011	1:47.007	93	1 Lap	1:54.172
33	1:00.375	1:47.762	72	52.671	1:45.878	72	58.455	1:46.978	14	56.698	1:48.433
26	1:04.302	1:49.817	54	1:01.170	1:48.319	54	1:07.768	1:47.792	10	1 Lap	1:57.692
45	1:06.003	1:48.110	34	1 Lap	2:09.152	98	1:13.089	1:48.571	72	1:05.838	1:49.129
77	1:06.925	1:47.949	98	1:05.712	1:47.645	33	1:13.801	1:47.643	54	1:14.879	1:48.857
111	1:11.024	1:48.852	33	1:07.352	1:47.607	11	1:16.168	1:47.291	33	1:19.009	1:46.954
61	1:12.975	1:47.272	11	1:10.071	1:51.534	26	1:19.348	1:47.998	11	1:19.720	1:45.298
199	1:14.304	1:45.549	26	1:12.544	1:48.872	45	1:20.267	1:48.516	45	1:26.491	1:47.970
22	1:19.147	1:50.413	45	1:12.945	1:47.572	77	1:21.623	1:48.709	26	1:26.677	1:49.075
74	1:21.697	1:50.159	77	1:14.108	1:47.813	199	1:25.171	1:47.242	77	1:27.380	1:47.503
5	1:24.000	1:50.776	111	1:18.726	1:48.332	61	1:27.817	1:50.114	199	1:28.642	1:45.217
79	1:25.194	1:52.169	61	1:18.897	1:46.552	111	1:28.256	1:50.724	98	1:30.062	1:58.719
78	1:39.881	1:53.482	199	1:19.123	1:45.449	34	1 Lap	2:07.865	61	1:34.398	1:48.327
			22	1:27.012	1:48.495	22	1:34.129	1:48.311	111	1:35.037	1:48.527
			74	1:32.107	1:51.040	74	1:41.260	1:50.347	22	1:42.747	1:50.364
			5	1:33.367	1:49.997				34	1 Lap	2:10.988
			79	1:36.189	1:51.625				74	3:18.422	3:18.908 P

Weather / Track : Cloudy / Dry

Results can be found at www.tsl-timing.com

Page 2 of 2

Brands Hatch GP
Circuit Length = 2.4332 miles
Start: 15:26 Flag 15:41 End: 15:45

Printed - 15:46 Sunday, 13 September 2015